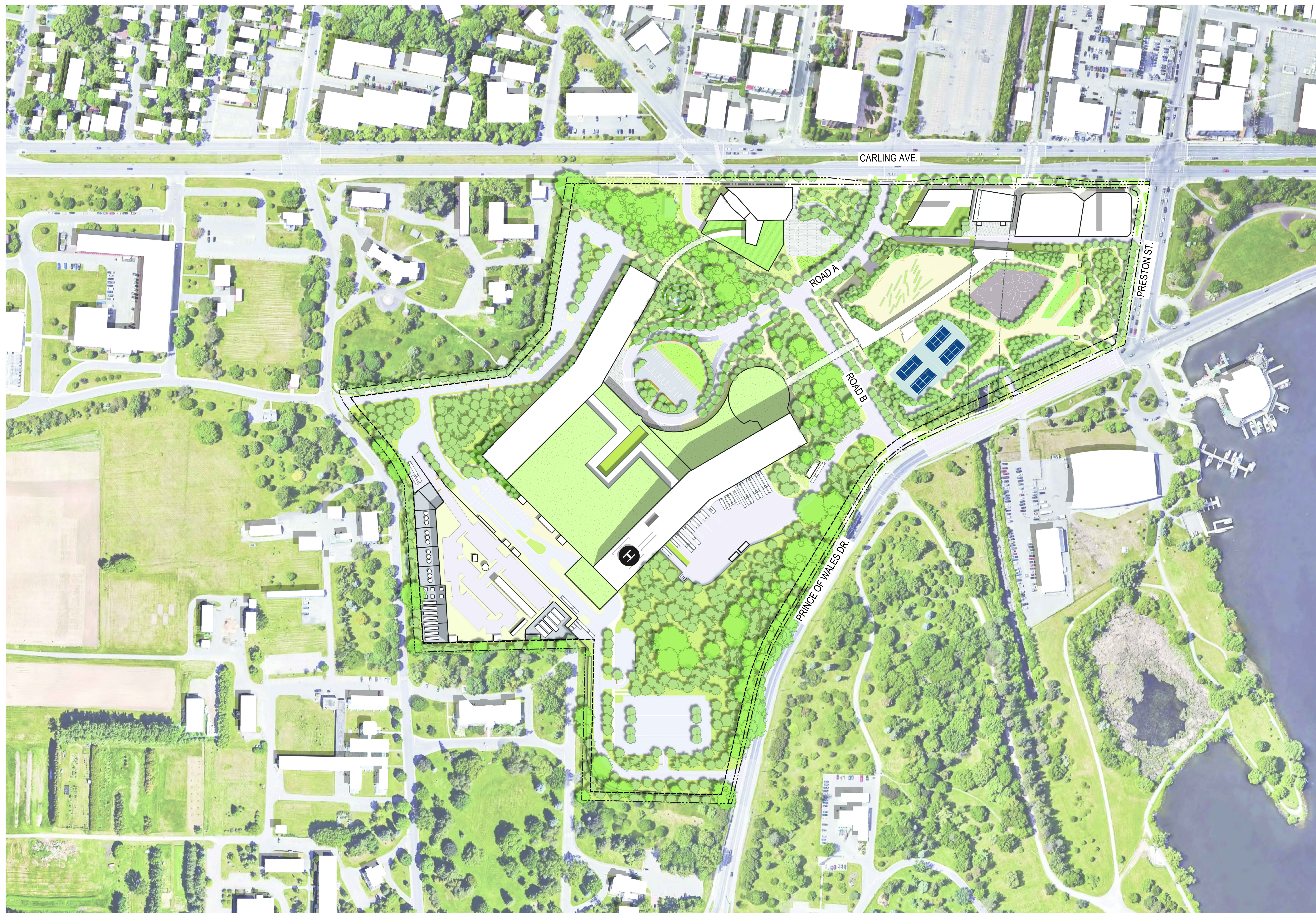


THE OTTAWA HOSPITAL
NEW CAMPUS
DEVELOPMENT -
HOSPITAL & CUP



SHEET NUMBER	SHEET NAME
L-2.2.2.000	ILLUSTRATIVE SITE PLAN / INDEX OF DRAWINGS
L-2.2.2.001	OVERALL SITE LAYOUT PLAN
L-2.2.2.002	ORIENTATION PLAN
L-2.2.2.101	TREE PRESERVATION AND REMOVAL PLAN
L-2.2.2.102	LANDSCAPE TREE PRESERVATION DETAIL
L-2.2.2.103	CLEAN EQUIPMENT PROTOCOL
L-2.2.2.200	EXISTING TOPOGRAPHY PLAN
L-2.2.2.201	OVERALL GRADING PLAN
L-2.2.2.202	GRADING PLAN ENLARGEMENT
L-2.2.2.203	GRADING PLAN ENLARGEMENT
L-2.2.2.203.1	GRADING PLAN ENLARGEMENT
L-2.2.2.204	GRADING PLAN ENLARGEMENT
L-2.2.2.205	GRADING PLAN ENLARGEMENT
L-2.2.2.206	GRADING PLAN ENLARGEMENT
L-2.2.2.302	SITE LAYOUT ENLARGEMENT
L-2.2.2.303	SITE LAYOUT ENLARGEMENT
L-2.2.2.303.1	SITE LAYOUT ENLARGEMENT
L-2.2.2.304	SITE LAYOUT ENLARGEMENT
L-2.2.2.305	SITE LAYOUT ENLARGEMENT
L-2.2.2.306	SITE LAYOUT ENLARGEMENT
L-2.2.2.401	OVERALL SITE MATERIALS PLAN
L-2.2.2.402	SITE MATERIALS ENLARGEMENT
L-2.2.2.403	SITE MATERIALS ENLARGEMENT
L-2.2.2.404	SITE MATERIALS ENLARGEMENT
L-2.2.2.405	SITE MATERIALS ENLARGEMENT
L-2.2.2.406	SITE MATERIALS ENLARGEMENT
L-2.2.2.451	CONTEMPLATION GARDEN ENLARGEMENT
L-2.2.2.452	MAIN ENTRY ENLARGEMENT
L-2.2.2.453	SUNKEN GARDEN ENLARGEMENT
L-2.2.2.501	SITE SECTIONS
L-2.2.2.502	SITE SECTIONS
L-2.2.2.503	SITE SECTIONS
L-2.2.2.703	PLANT LIST
L-2.2.2.801	OVERALL PLANTING PLAN
L-2.2.2.802	PLANTING PLAN ENLARGEMENT
L-2.2.2.803	PLANTING PLAN ENLARGEMENT
L-2.2.2.804	PLANTING PLAN ENLARGEMENT
L-2.2.2.805	PLANTING PLAN ENLARGEMENT
L-2.2.2.806	PLANTING PLAN ENLARGEMENT
L-2.2.2.851	GREEN ROOF OVERALL PLAN
L-2.2.2.852	GREEN ROOF PLAN ENLARGEMENT
L-2.2.2.853	GREEN ROOF PLAN ENLARGEMENT
L-2.2.2.901	OVERALL IRRIGATION PLAN

Project Manager	MT
Project Designer	JEG
Project Architect	JEG
Landscape Architect	JFF/Fah
Civil Engineer	EM
Structural Engineer	EM
Mechanical Engineer	Smith + Anderson
Electrical Engineer	Smith + Anderson
Plumbing Engineer	Smith + Anderson
Interior Designer	Collins
Equipment Planner	
Wayfinding	

Sheet Reviewer: J. Author

MARK	DATE	DESCRIPTION
	2022-09-30	ISSUED FOR PRE CONSULTATION
	2022-11-30	ISSUED FOR IPC & FLUDA - 1ST SUBMISSION
	2022-12-02	ISSUED FOR 3A1.2

Project Number: 1033382
Original Issue: 04/27/22

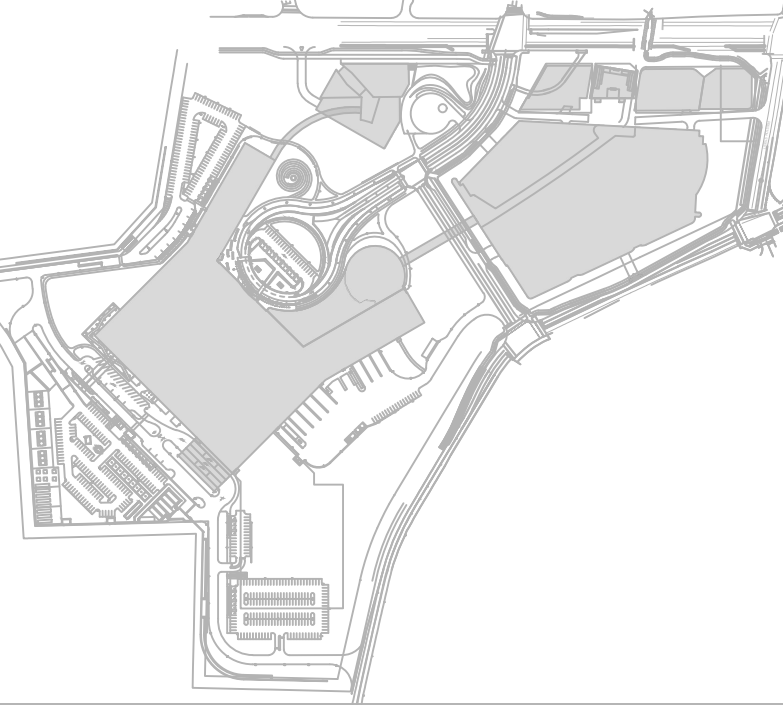
PRELIMINARY
NOT FOR CONSTRUCTION

Sheet Name:

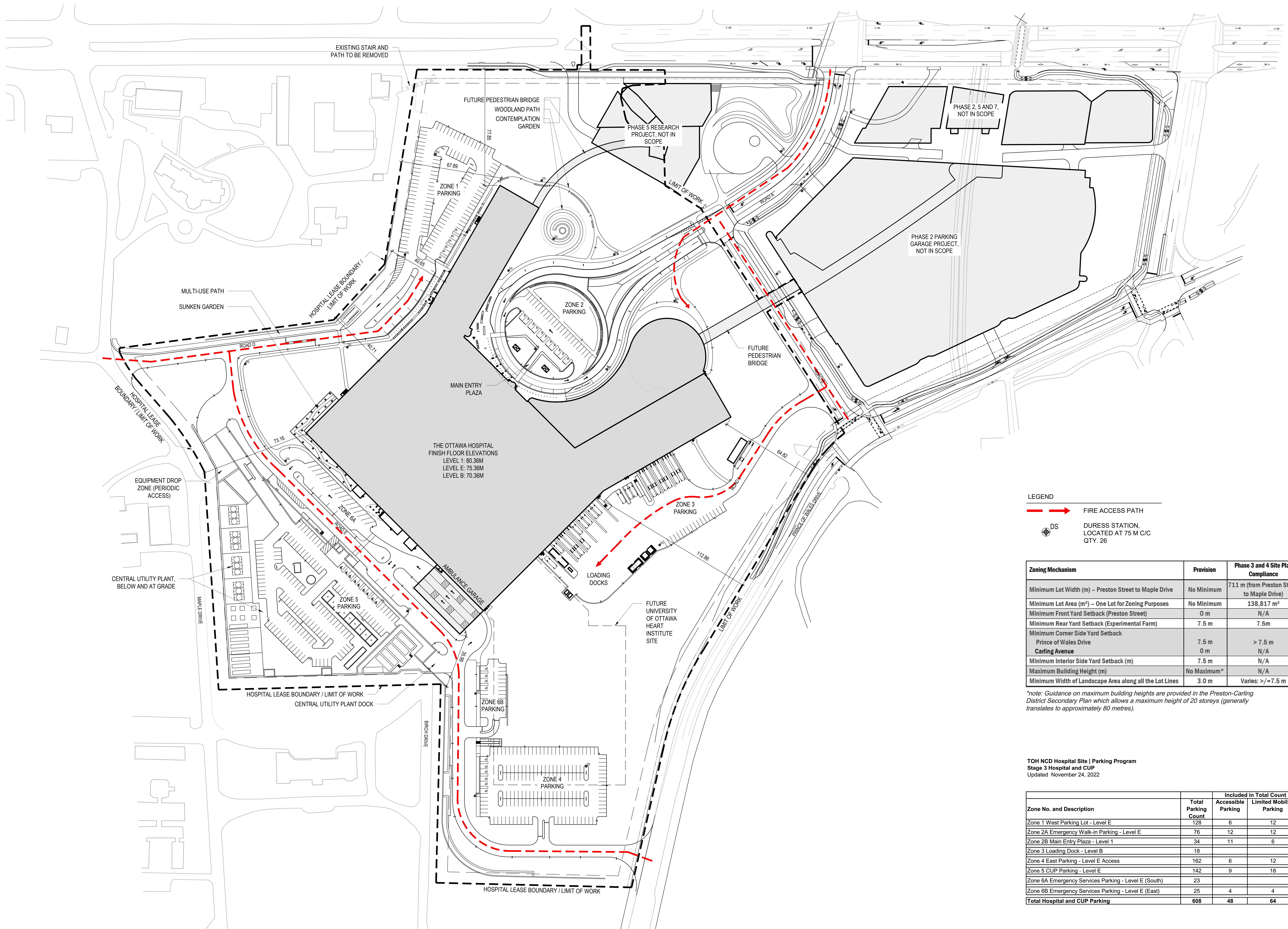
INDEX OF DRAWINGS

Sheet Number:
L-2.2.2.000

Project Status:
STAGE 3



THE OTTAWA HOSPITAL
NEW CAMPUS
DEVELOPMENT -
HOSPITAL & CUP



LEGEND

- FIRE ACCESS PATH
- DURESS STATION, LOCATED AT 75 M C/C QTY. 26

Zoning Mechanism	Provision	Phase 3 and 4 Site Plan Compliance
Minimum Lot Width (m) - Preston Street to Maple Drive	No Minimum	711 m (from Preston Street to Maple Drive)
Minimum Lot Area (m ²) - One Lot for Zoning Purposes	No Minimum	138,817 m ²
Minimum Front Yard Setback (Preston Street)	0 m	N/A
Minimum Rear Yard Setback (Experimental Farm)	7.5 m	7.5m
Minimum Corner Side Yard Setback Prince of Wales Drive Carling Avenue	7.5 m 0 m	> 7.5 m N/A
Minimum Interior Side Yard Setback (m)	7.5 m	N/A
Maximum Building Height (m)	No Maximum*	N/A
Minimum Width of Landscape Area along all the Lot Lines	3.0 m	Varies: >= 7.5 m

*note: Guidance on maximum building heights are provided in the Preston-Carling District Secondary Plan which allows a maximum height of 20 storeys (generally translates to approximately 80 metres).

TOH NCD Hospital Site | Parking Program
Stage 3 Hospital and CUP
Updated November 24, 2022

Zone No. and Description	Total Parking Count	Included in Total Count	
		Accessible Parking	Limited Mobility Parking
Zone 1 West Parking Lot - Level E	128	6	12
Zone 2A Emergency Walk-in Parking - Level E	76	12	12
Zone 2B Main Entry Plaza - Level 1	34	11	6
Zone 3 Loading Dock - Level B	18		
Zone 4 East Parking - Level E Access	162	6	12
Zone 5 CUP Parking - Level E	142	9	18
Zone 6A Emergency Services Parking - Level E (South)	23		
Zone 6B Emergency Services Parking - Level E (East)	25	4	4
Total Hospital and CUP Parking	608	48	64

- Project Manager: MFI
- Project Designer: JEG
- Project Architect: JEG
- Landscape Architect: M.F. Fata
- Civil Engineer: EJP
- Structural Engineer: EJP
- Mechanical Engineer: Smith + Anderson
- Electrical Engineer: Smith + Anderson
- Plumbing Engineer: Smith + Anderson
- Interior Designer: Interior Designer
- Equipment Planner: Colliers
- Wayfinding: Colliers

MARK	DATE	DESCRIPTION
	2022-09-30	ISSUED FOR PRE-CONSULTATION
	2022-11-30	ISSUED FOR IPC & FLUDA - 1ST SUBMISSION
	2022-12-02	ISSUED FOR 3A1.2

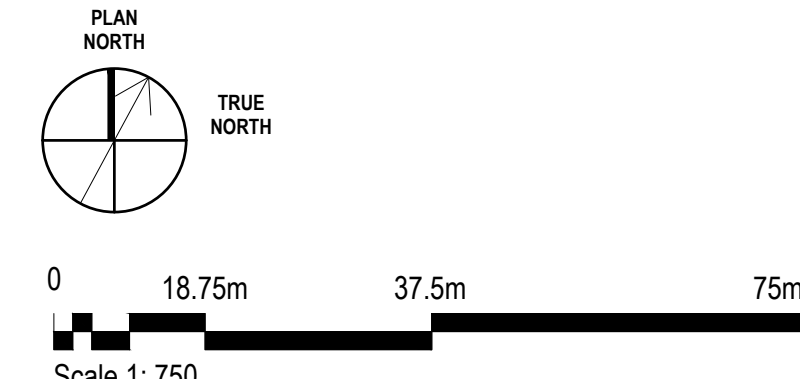
Project Number: 1033382
Original Issue: 04/2/22

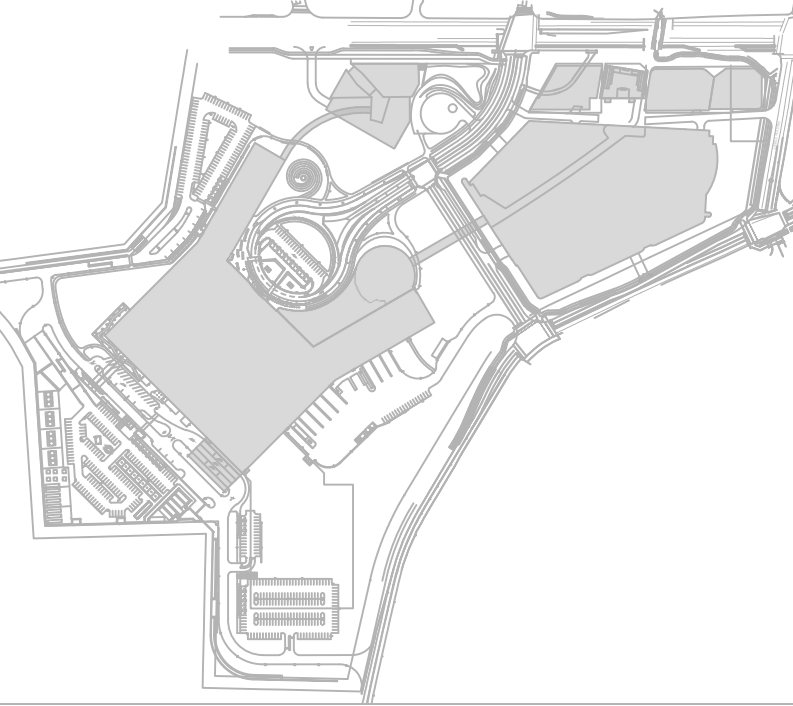
PRELIMINARY
NOT FOR CONSTRUCTION

OVERALL LAYOUT PLAN

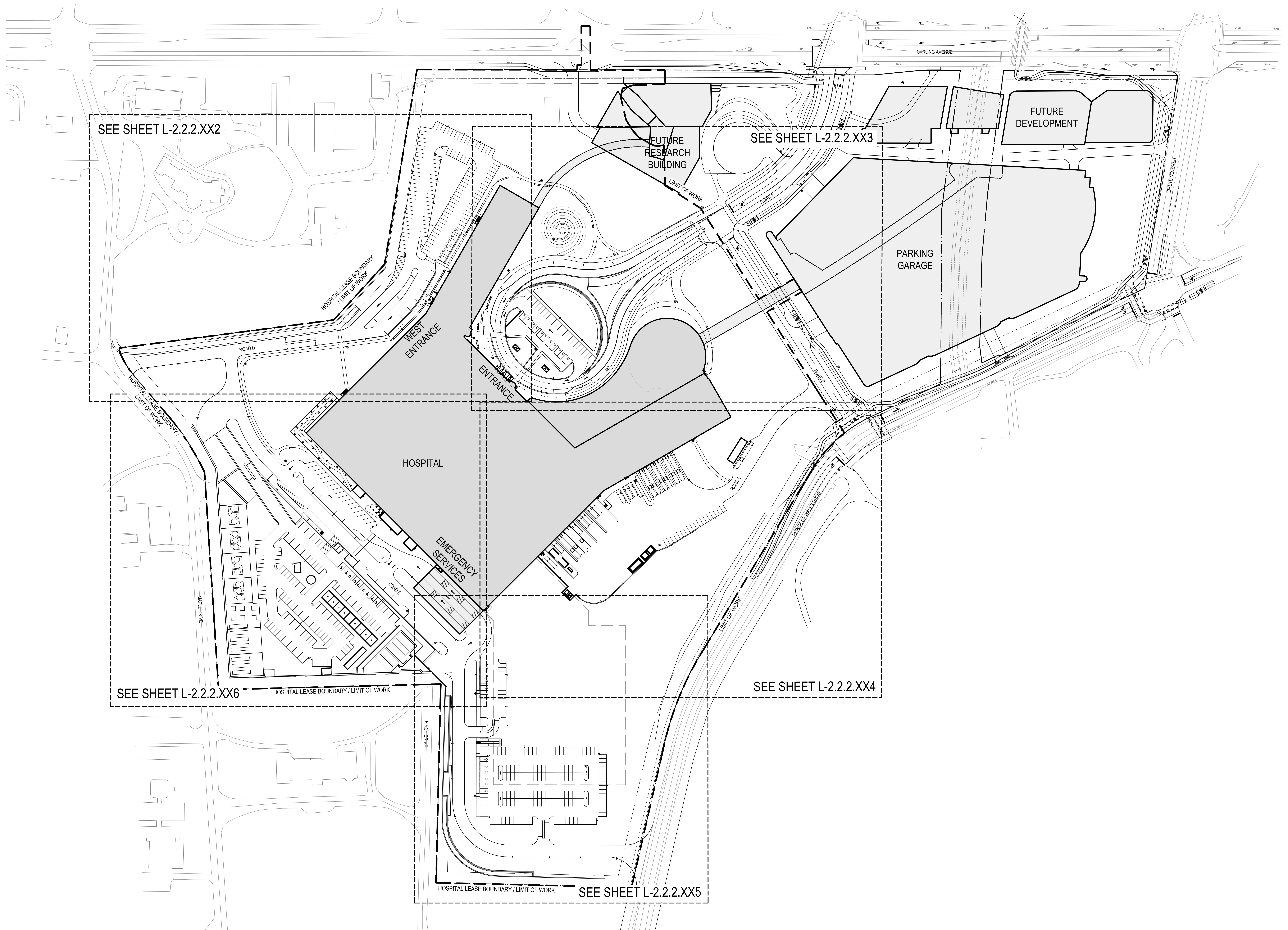
Sheet Number: L-2.2.2.001

Project Status: STAGE 3





THE OTTAWA HOSPITAL
NEW CAMPUS
DEVELOPMENT -
HOSPITAL & CUP



Project Manager	MT
Project Designer	JEG
Project Architect	JEG
Landscape Architect	WJF/FAB
Civil Engineer	EVP
Structural Engineer	EVP
Mechanical Engineer	Smith + Anderson
Electrical Engineer	Smith + Anderson
Plumbing Engineer	Smith + Anderson
Interior Designer	Collins
Equipment Planner	
Wayfinding	

MARK	DATE	DESCRIPTION
	2022-09-30	ISSUED FOR PRE-CONSULTATION
	2022-11-30	ISSUED FOR IPC & FLUIDA - 1ST SUBMISSION
	2022-12-02	ISSUED FOR JAL-2

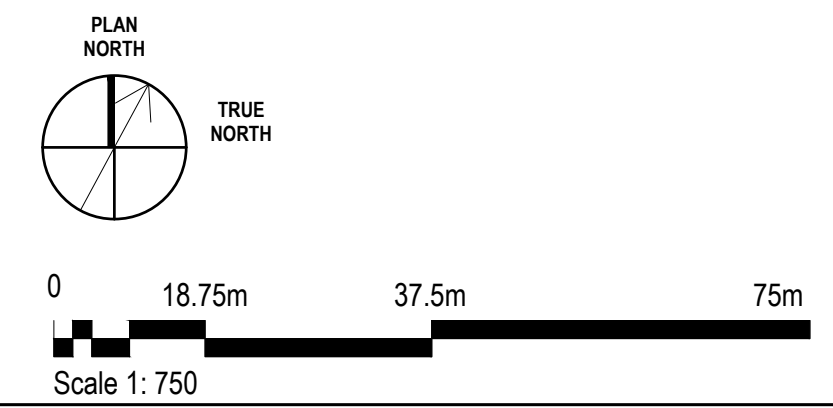
Project Number	1033382
Original Issue	04/27/22

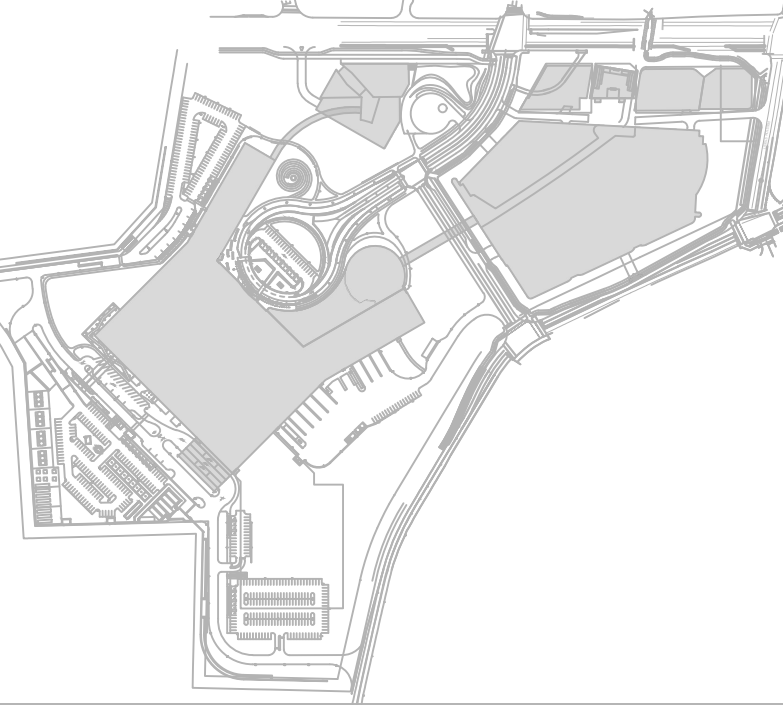
PRELIMINARY
NOT FOR CONSTRUCTION

Sheet Name
ORIENTATION PLAN

Sheet Number
L-2.2.2.002

Project Status
STAGE 3

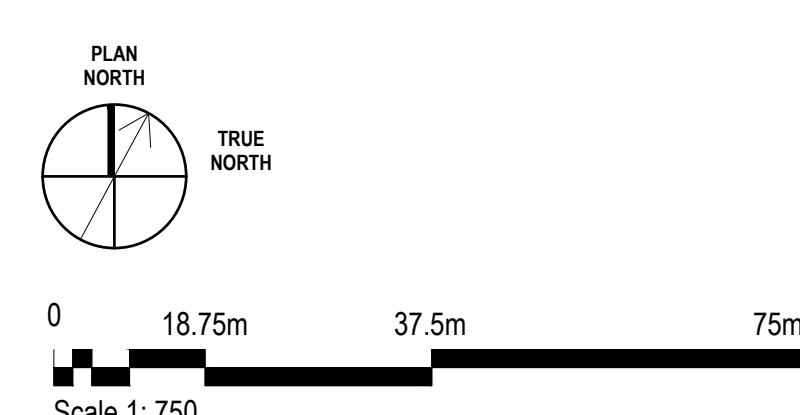




THE OTTAWA HOSPITAL
NEW CAMPUS
DEVELOPMENT -
HOSPITAL & CUP



- EXISTING TREE TO BE RETAINED
- EXISTING TREE TO BE REMOVED
- EXISTING TREE TO BE RELOCATED



Project Manager	MT
Project Designer	JEG
Project Architect	JEG
Landscape Architect	JEG
Civil Engineer	SM
Structural Engineer	SM
Mechanical Engineer	SM
Electrical Engineer	SM
Plumbing Engineer	SM
Interior Designer	SM
Equipment Planner	SM
Wayfinding	SM

MARK	DATE	DESCRIPTION
	2022-09-30	ISSUED FOR PRE-CONSULTATION
	2022-11-30	ISSUED FOR IPC & FLUDA - 1ST SUBMISSION
	2022-12-02	ISSUED FOR JAL-2

Project Number	1033382
Original Issue	04/27/22

PRELIMINARY
NOT FOR CONSTRUCTION

Sheet Name
**TREE PRESERVATION
AND REMOVAL PLAN**

Sheet Number
L-2.2.2.101

Project Status
STAGE 3

TREE PROTECTION AND PRUNING

MONITORING OF TREE PROTECTION MEASURES

Monitoring of the protected vegetation areas will be carried out under the direction of a certified Arborist/Registered Professional Forester. The Monitoring will be implemented during active construction periods for the development with the following frequency:

- On a weekly basis, and/or
- After every 10 mm or greater rainfall event, and/or
- During periods of agricultural drought

Protected vegetation areas will require monitoring as per above to ensure that they are not being impacted by the proposed development. Should impacts be observed, necessary steps will be taken to ensure that the impacted vegetation is either restored or replaced. A record of the impact and measures taken to correct the impact will be documented within 5 business days and will be made available to the NCC/PSPC upon request.

CRITICAL ROOT ZONE AND TREE PROTECTION BARRIER

The Critical Root Zone (CRZ) is a defined area around an existing tree wherein tree protection measures should be implemented if site disturbance is planned within the CRZ, or if there is a reasonable likelihood of inadvertent encroachment into the CRZ during site disturbance. The CRZ for the City of Ottawa is calculated as 10 cm from the trunk of a tree for every centimeter of trunk diameter.

- The arborist/forester may adjust this as required based on whether the tree is multi-stemmed, particularly sensitive to root disturbance, or certain situations such as if the roots are constrained by hard surfaces and the majority of roots would be expected to occur on the side where protection is required.
- Tree protection measures will be inspected during a walkthrough by City of Ottawa and NCC forestry staff in advance of tree removals. Where construction activities are required within the CRZ of a retained tree, protection measures that may be considered on a case-by-case basis include placing metal plates or a 20 cm deep layer of coarse mulch overlain by large sheets of ¾" or greater thickness plywood, in order to distribute pressure and avoid soil compaction and only under the guidance of an arborist/forester. Following completion of activity in the area, the mulch should be spread to between 8-10 cm thick around the base of the tree.

The Tree Protection By-law requires that anyone working near protected trees must, unless otherwise authorized by the City:

- Erect a 1.2 m high fence around the outer edge of the critical root zone CRZ of trees prior to beginning other site work, and maintain the fence until the work is complete;
- Not place any material or equipment within the CRZ of the tree;
- Not raise or lower the existing grade within the CRZ of a tree;
- Not extend any hard surface or significantly change landscaping within the CRZ of a tree;
- Not attach any signs, notices or posters to any tree, except as required by this by-law for trees to be removed;
- Not damage the root system, trunk or branches of any tree; and
- Ensure that exhaust fumes from equipment are not directed towards any tree's canopy.

TREE RELOCATION

TreeID	Common	Botanical	DBH	CRZ	Condition2022
1278	White Spruce	<i>Picea glauca</i>	5	0.5	1_Excellent
1279	Douglas Fir	<i>Pseudotsuga menziesii</i>	6	0.6	2_Good
554	Mountain Ash sp.	<i>Sorbus</i> sp.	5	0.3	2_Good
502	Japanese Lilac	<i>Syringa reticulata</i>	10	1	2_Good
1127	Katsura	<i>Cercidiphyllum japonicum</i>	21	2.1	2_Good

- A qualified Tree Relocation Expert must be retained by the contractor to carry out the relocation of 5 identified trees in spring 2022.
 - All trees to be relocated will be identified on site with an informative tag and will be reviewed during a site walkthrough
 - The Tree Relocation Expert will conduct a site visit in advance of tree removals to confirm the suitability of each tree identified for relocation and if any additional trees may be suitable, they will also be identified at this time.
 - Once relocations have been confirmed, the total tree removals will be updated by the project arborist, and the Tree Cutting Permit will be updated.
 - The Tree Relocation Expert, in coordination with all other proponents, will review the recommended destination for the trees to be relocated to ensure site suitability and access. This should be done at the same time as the site visit to identify the potential trees to be relocated.
- If any locations are determined to be unsuitable, or if additional locations are required, new locations will be provided by the project landscape team and confirmed with the Tree Relocation Expert.

ROOT PRUNING PRACTICES

Root damage can be minimized by restricting equipment in the vicinity of the existing trees and limiting equipment and materials storage area within proximity to retained trees and shrubs. In general, roots 100 mm in diameter or larger should be considered structural roots. If there is any question about whether a tree's stability may be affected, a qualified Arborist should be consulted.

- Air spades or hydrovac should be used where exposure of roots is required.
- Root pruning should occur prior to the start of construction to prevent drying out of roots, increase root regeneration, and minimize damage to root systems during construction. Roots should be pruned to the limit of excavation and to a depth of 1 m or the maximum depth of root penetration (whichever is greater). All pruning should be done with clean, approved root-pruning equipment and under the supervision of a qualified Arborist.
- Any roots that are severed during construction should be cut cleanly to minimize decay and entry points for disease. If roots will be exposed for more than a few hours, they should be protected from drying with the application of mulch that is kept moist (but not saturated).
- Pruned root ends shall be neatly and squarely trimmed and the area shall be backfilled with clean native fill as soon as possible to prevent drying and promote root growth.
- The exposed roots shall not be allowed to dry out and an appropriate watering schedule shall be undertaken (e.g., water bi-weekly to field capacity between June 1st and September 15th) so that the roots maintain optimum soil moisture during construction and backfilling operations.
- Measures to minimize root loss: When it is necessary to excavate within the tree protection zone of trees and shrubs, pre-cutting of the roots must be carried out in order to avoid lifting or tearing the roots. This working method consists of slicing the ground and cutting the roots of trees and shrubs, for example using a concrete saw and then stripping the ground. The depth of the pre-cut must be at least 500 mm. If roots 50 mm in diameter or more are encountered at a depth of more than 500 mm, they should be cut cleanly with a sharp tool. Backfilling must be done with topsoil to a depth of no more than 500 mm. An NCC representative or a consultant arborist may request the application of an anti-desiccant agent to the foliage or take any other measure aimed at reducing evapotranspiration. For all trees and shrubs whose roots are exposed during work, the root system must be kept moist to avoid desiccation and death of the rootlets.

BRANCH PRUNING PRACTICES

The following are standard BMPs for branch pruning:

- Due to the removal of trees within the project area, it is not expected that pruning will be required at this phase, however if pruning is required, the contractor must identify any pruning requirements in advance for confirmation with the City of Ottawa and the NCC.
- Limbs that may interfere with construction, including those that may overhang the work area, should be pruned utilizing by-pass secateurs by a qualified Arborist. All pruning shall be completed as per the American National Standard (ANSI) A300 (Part 1) - Pruning (International Society of Arboriculture 2008).
- All limbs damaged or broken during construction should be pruned cleanly, utilizing by-pass secateurs in accordance with approved horticultural practices. Should there be a potential risk of transfer of disease from infected to non-infected trees; tools must be disinfected after pruning each tree by dipping in methyl hydrate. This practice is particularly important during periods of tree stress and when pruning many members of the same genera, within which a disease could be spread quickly (i.e., Verticillium Wilt on Maples or Fireblight on genera of the Rosaceae family).
- Pruning cuts should be reduction cuts wherever possible and made to a growing point such as a bud, twig, or branch of approximately 1/3 diameter of the branch being pruned.
- Removal cuts should not exceed 10% of the total cuts made on each individual tree, and cuts should be made just outside the branch collar (the swollen area at the base of the branch that sometimes has a bark ridge), and perpendicular to the branch being pruned rather than as close to the trunk as possible. This minimizes the site of the wound. No stubs should be left. Poor cut location, poor cut angle and torn cuts are not acceptable.
- Extensive pruning is best completed before plants break dormancy.
- Pruning should be limited to the removal of no more than 20% of the total bud and leaf bearing branches. Pruning should include the careful removal of:
 - Deadwood
 - Branches that are weak, damaged, diseased and those which will interfere with construction activity
 - Secondary leaders of conifers
 - Trunk and root suckers
 - Trunk waterspouts
 - Tight V-shaped or included bark in unions
 - Secondary or competing leaders to promote single stem structure in large canopy species

SPECIES AT RISK AND WILDLIFE

BUTTERNUT

Butternut is listed as Endangered under the ESA (*Endangered Species Act, 2007*) and the SARA (*Species at Risk Act, 2002*). One Butternut tree has been tentatively identified within the project area and will be flagged during the site walkthrough. The Butternut tree is located approximately 90 m from the limits of construction activity and is not expected to be impacted, therefore no further protection is required at this time.

WILDLIFE INCLUDING SAR

General Provisions (Adapted from (<https://documents.ottawa.ca/en/files/protocol-wildlife-protection-during-construction> [documents.ottawa.ca]))

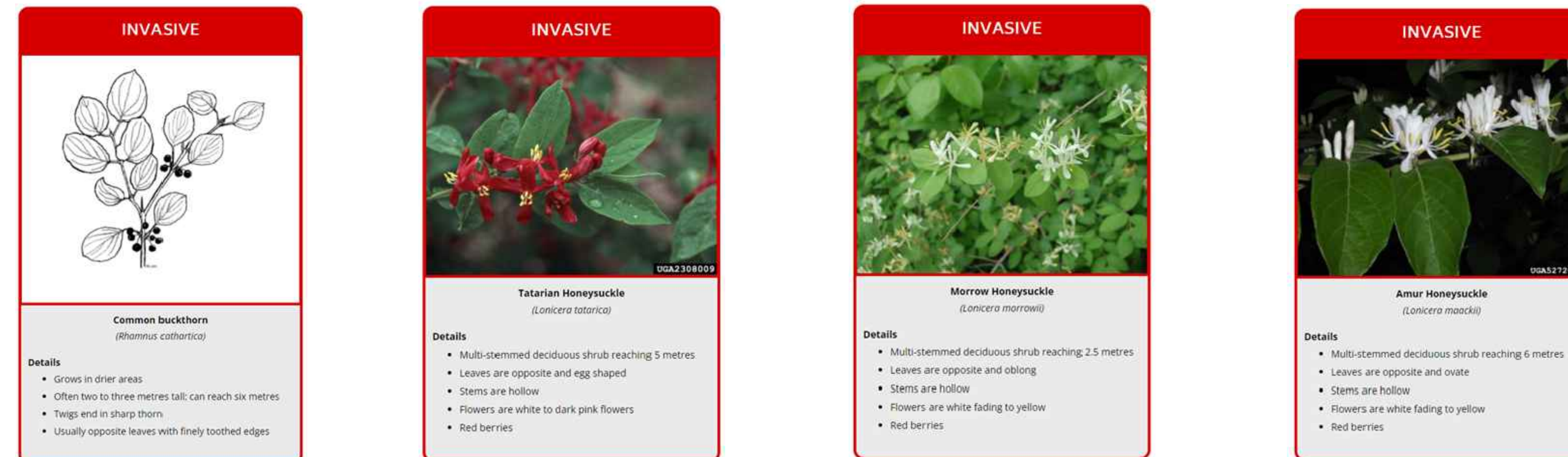
- Watch out for wildlife while driving, and avoid hitting them, provided that it is safe to do so.
- Prior to beginning work each day, check for wildlife by conducting a thorough visual inspection of the work space and immediate surroundings.
- Restrict all activities, vehicles and materials to the designated work space. Do not disturb areas identified for retention.
- Secure stockpiled materials, vehicles and structures against wildlife entry.
- Exclusion measures should be applied as warranted to prevent nesting/roosting in stockpiles including mulch piles or within any buildings/structures that are constructed.
- Litter and other waste materials must be appropriately contained and promptly disposed of.
- Do not feed any wildlife or leave food out where it could attract them.
- As a general precaution, tree and vegetation removals (including mowing of tall grass) shall be conducted outside of ECCO's bird nesting window for the Ottawa region (April 8 to August 31). Tree removal of individual cavity trees or of trees in wooded habitats should be conducted prior to April 1 or after September 30th to avoid impacts to bats.
- If vegetation removal is required during the breeding bird season, a nest sweep should be completed daily by a qualified biologist prior to construction to verify nesting activity, and to inspect for leaf-roosting bats.
- It is highly recommended that cavity trees are not removed during the active bat season, therefore these removals should be prioritized and scheduled accordingly. If tree removal works are to occur between April 1 and April 7, or between September 1-30, the site must be pre-stressed to avoid impacts to bats. Refer to City of Ottawa Protocol for Wildlife Protection during Construction (<https://documents.ottawa.ca/en/files/protocol-wildlife-protection-during-construction> [documents.ottawa.ca]). If works will occur between April 1 and April 7, or between September 1-30, surveys for bats must be carried out by a qualified biologist for bats - i.e. a person who has demonstrated experience at identifying potential bat habitat in the Ottawa region; an avian expert who is also a qualified biologist for bats may also conduct the surveys.
- If an active nest or roost is found within the work area, at any time (including times outside of the typical nesting season), ECCO must be contacted for species protected under the MBCA and/or the SARA, and MECF must be notified for species protected under the ESA. Construction in the vicinity must cease until the young birds have fledged or the nest is otherwise abandoned. A setback from the nest (e.g., 30 m) should be identified and the area demarcated to ensure work does not occur within the setback limits. ECCO should be consulted to determine the setback limits. For health and safety reasons, and for protection of animals, removal and relocation of mammals must only be done by qualified and properly equipped personnel. Call the Rideau Valley Wildlife Sanctuary at (613) 258-9480 for assistance.
- For health and safety reasons, and for protection of animals, removal and relocation of mammals must only be done by qualified and properly equipped personnel. Call the Rideau Valley Wildlife Sanctuary at (613) 258-9480 for assistance.
- For injured wildlife, call the Ottawa Humane Society Emergency Services at (613) 725-1532.
- For injured birds, call the Wild Bird Care Centre at (613) 828-2849.
- Scratches and bites from animals, whether domestic or wild, can result in serious infections and/or transmit diseases. Seek medical treatment immediately for any person injured by an animal.
- Do not harm any wildlife. Many species are protected under provincial and/or federal legislation.
- Legal protection of egg-laying species applies to their eggs as well. Penalties for contravening these Acts can be severe.

Wildlife Encounters (Adapted from (<https://documents.ottawa.ca/en/files/protocol-wildlife-protection-during-construction> [documents.ottawa.ca])):

- Do not harm any wildlife. Many species are protected under provincial and/or federal legislation.
- Legal protection of egg-laying species applies to their eggs as well. Penalties for contravening these Acts can be severe.
- Stand back and allow the animal to leave the site. Wildlife may be encouraged to move away from the work area by shouting, waving of arms, clapping of hands or gentle redirection using a push broom. Contact project biologist / wildlife service provider for assistance if needed (e.g., if young animals are found). Do not unnecessarily harass any wildlife.
- Turtles may need to be helped to safety. Our most common species, Painted and Snapping Turtles, are protected under the Fish and Wildlife Conservation Act, 1997. Snapping Turtle is also protected under the SARA as is Blanding's Turtle, which occurs within the Ottawa area. If one of these turtles is found in the work area, it can be gently removed to a safe location nearby. Wear gloves, or use a broom to steer the turtle into a bucket or other container. Handle with care to avoid injury to the turtle or yourself, particularly when dealing with Snapping Turtles, which may bite or scratch. Turtles may also wet themselves when handled. Also refer here for handling information: https://files.ontario.ca/environment-and-energy/species-at-risk/mnr_sar_tx_sar_hnd_mnl_en.pdf [files.ontario.ca]
- Most of Ottawa's snakes are protected under the Fish and Wildlife Conservation Act, 1997. None of them are venomous, but bites may cause infections. Some produce a foul-smelling musk when handled, instead of biting. Snakes will usually try to escape or hide when disturbed, and only defend themselves when trapped. If a snake is found in the work area, it should be gently herded out to a safe location.
- Stop work immediately if any species protected under the Endangered Species Act, 2007 or the Species at Risk Act (2002) are seen in or near the work site. Take a photograph if possible, to confirm the sighting, and contact the project biologist at (613) 218-1186. Additional measures to avoid impacts may be required by Environment and Climate Change Canada before work can restart.

INVASIVE SPECIES REMOVAL

INVASIVE PLANT SPECIES



- Heavy equipment must be cleaned and free of invasive species prior to entering and before leaving the construction site. Best Management Practices from the Invasive Ontario Plant Council (<https://www.ontarioinvasivplants.ca>) should be applied to prevent the spreading of invasive species into and from federal property.
- Areas of invasive brush clearing (European Buckthorn and isolated Invasive Honeysuckles) will be identified in the site walk-through (clusters throughout LRT corridor and Carling Avenue Woodlot)
 - Prevent spread by moving from outside edge inwards during removal efforts; and
- Strip areas with identified dominant invasive species last so that equipment does not track propagules or seeds into uncontaminated areas; OR
- Clean equipment in accordance with the above Clean Equipment Protocol when moving from an invasive contaminated work area into a clean area
- Disposal of invasive species at a Municipal land fill that accepts organic waste
- Comprehensive long-term removal strategies and monitoring are not required at this stage and will be incorporated into future site plans.

Emerald Ash Borer

- Canadian Food Inspection Agency (CFIA) Directive (D-03-08): Phytosanitary Requirements to Prevent the Introduction into and Spread within Canada of the Emerald Ash Borer (EAB) *Agilus planipennis* (Fairmaire) restricts the movement of all Ash material including wood, bark, chips or bark chips from being transported outside of the Regulated Area. A Movement Certificate is required by the CFIA for any Ash material leaving the Regulated Area.
- Ash are permitted to be chipped on site and/or removed or cut down and removed from site. Chipped Ash material that is to remain on site must be ground or chipped to a size of less than 2.5 cm in any two dimensions. All Ash material chipped or whole that is to be removed from site must be disposed of at the City of Ottawa Trail Road Waste Facility.
- A Movement Certificate is not required to dispose of project related ash trees at the Trail Road Facility.

Dutch Elm Disease

- CFIA Directive (D-97-07): Phytosanitary Requirements for the Importation from the United States and Domestic Movement of Elm Material (*Ulmus* spp. and *Zelkova* spp.) to Prevent the Introduction and Spread of Dutch Elm Disease *Ophiostoma ulmi* (Buisman) Nannf. and *Ophiostoma novo-ulmi* (Brasier) within Canada restricts the movement of all Elm material including propagative material, including nursery stock, and non-propagative material with bark attached such as logs, lumber, firewood, crates and isolated bark of all species, hybrids and horticultural cultivars of elm.
- Elm infected with Dutch Elm Disease should be buried, debarked, burned or chipped.

LDD Moth

- The contractor must verify that no LDD moth egg masses are located on the trunk and/or branches of the trees to be removed. If the contractor finds an egg mass, it is recommended that this egg mass be removed and disposed of in a bag or recipient with soapy water to kill the eggs.

Photo: Ohio, Washington State Department of Agriculture, Washington



TREE REMOVAL PHASING

Tree Removals as part of Phase 2 will occur in 3 phases:

- Phase 1: Early Works, Queen Juliana Park and NCC Parking Lot
- Phase 2: LRT Corridor
- Phase 3: Road B, MUP Widening, and remaining shrub clearing

Phase 1 and Phase 2 will be carried out in Spring 2022, under an existing landscape maintenance contract with TOH. Phase 3 will be carried out in Autumn 2022, under the direction of the Contract Manager for the Phase 2 Parking Garage. The timing of all tree removals is subject to timing windows (see: Timing Windows for Tree Removals).

TREE REMOVAL

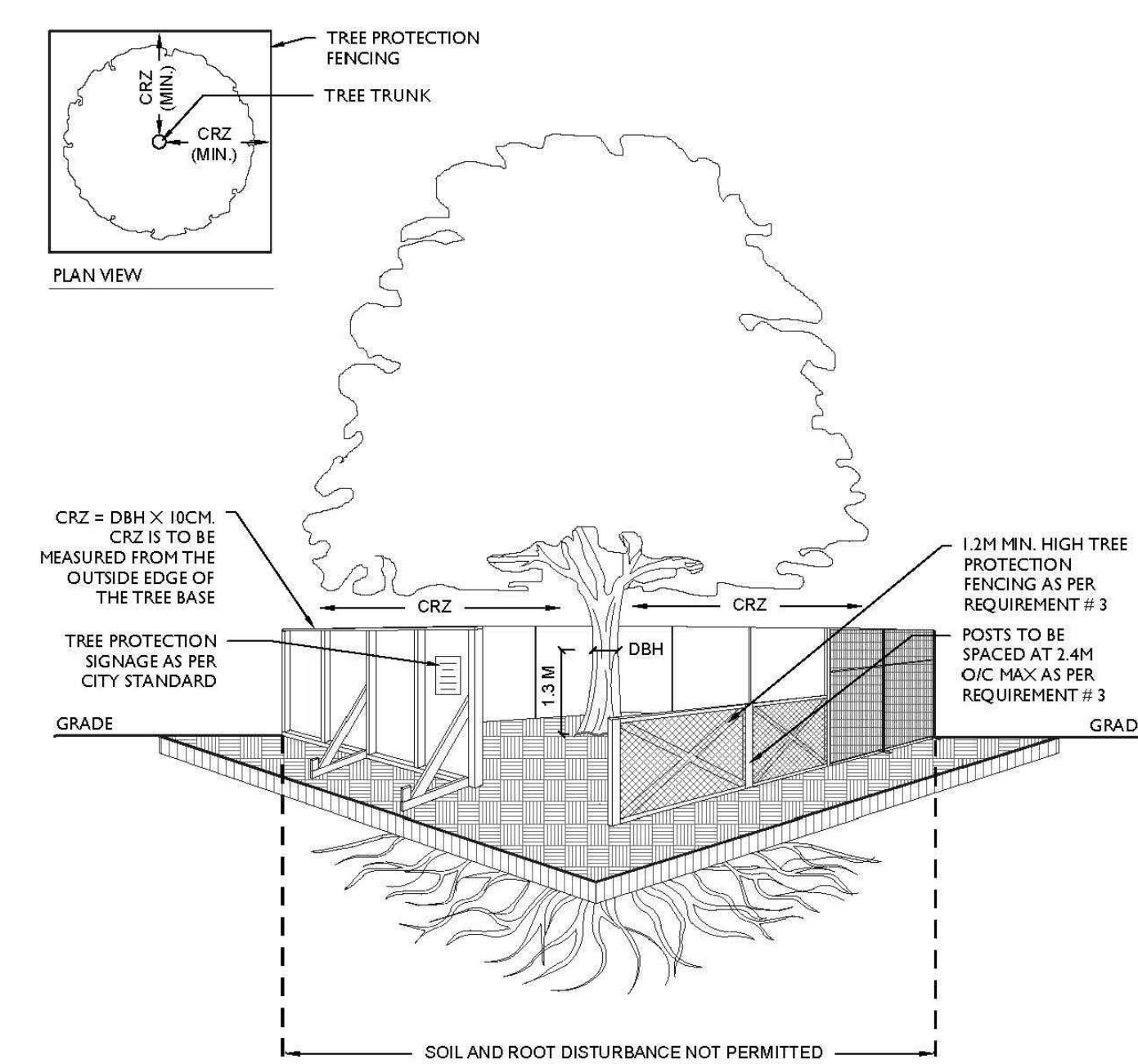
TIMING WINDOWS FOR TREE REMOVALS

To minimize impacts to wildlife and ensure compliance of the *Migratory Birds Convention Act (MBCA)*, 1994, the *Species at Risk Act (SARA)* 2002 and the *Endangered Species Act (ESA)*, 2007, the following is recommended:

- As a general precaution, tree and vegetation removals (including mowing of tall grass) shall be conducted outside of ECCO's bird nesting window for the Ottawa region (April 8 to August 31). Tree removal of individual cavity trees or of trees in wooded habitats should be conducted prior to April 1 or after September 30th to avoid impacts to bats.
 - If vegetation removal is required during the breeding bird season, a nest sweep should be completed daily by a qualified biologist prior to construction to verify nesting activity, and to inspect for leaf-roosting bats.
 - It is highly recommended that cavity trees are not removed during the active bat season, therefore these removals should be prioritized and scheduled accordingly. If tree removal works are to occur between April 1 and April 7, or between September 1-30, the site must be pre-stressed to avoid impacts to bats. Refer to City of Ottawa Protocol for Wildlife Protection during Construction (<https://documents.ottawa.ca/en/files/protocol-wildlife-protection-during-construction> [documents.ottawa.ca]). If works will occur between April 1 and April 7, or between September 1-30, surveys for bats must be carried out by a qualified biologist for bats - i.e. a person who has demonstrated experience at identifying potential bat habitat in the Ottawa region; an avian expert who is also a qualified biologist for bats may also conduct the surveys.
 - If an active nest or roost is found within the work area, at any time (including times outside of the typical nesting season), ECCO must be contacted for species protected under the MBCA and/or the SARA, and MECF must be notified for species protected under the ESA. Construction in the vicinity must cease until the young birds have fledged or the nest is otherwise abandoned. A setback from the nest (e.g., 30 m) should be identified and the area demarcated to ensure work does not occur within the setback limits. ECCO should be consulted to determine the setback limits.
- REMOVAL AND GRUBBING**
- All trees removed within the Phase 2 Project Area as delineated by construction site exclusion fencing should be grubbed to remove the stump and roots.
 - If isolated trees (e.g. dead, hazard, invasive) are removed outside of the Phase 2 Project Area fencing, or if fencing is not in place in advance of removals, all trees and shrubs should be cut to a stump.
 - Trees may be mulched on site, however mulch should not be stored long term. All mulch piles must be located within the Phase 2 construction site exclusion fencing, or must otherwise be excluded to prevent entry by wildlife.
 - Certain trees are expected to be identified for reclamation on site as lumber. These trees will be identified by tags and during the site walk-through. Specific requirements will be outlined for the preparation, cutting, and storage of these trees.

LANDSCAPE TREE PRESERVATION DETAIL

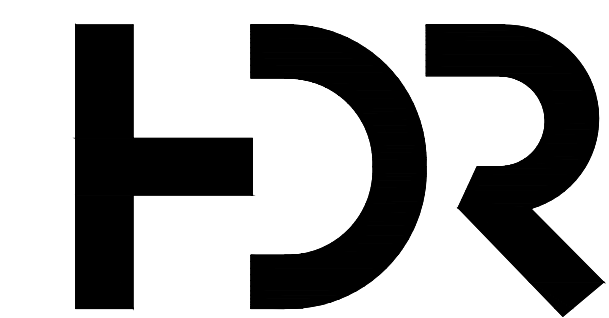
- Trees may be protected individually, or as a grouping
- The same standards apply to all trees to be protected
- A tree protection fencing inspection will be carried out by the City of Ottawa as a condition of the tree cutting permit



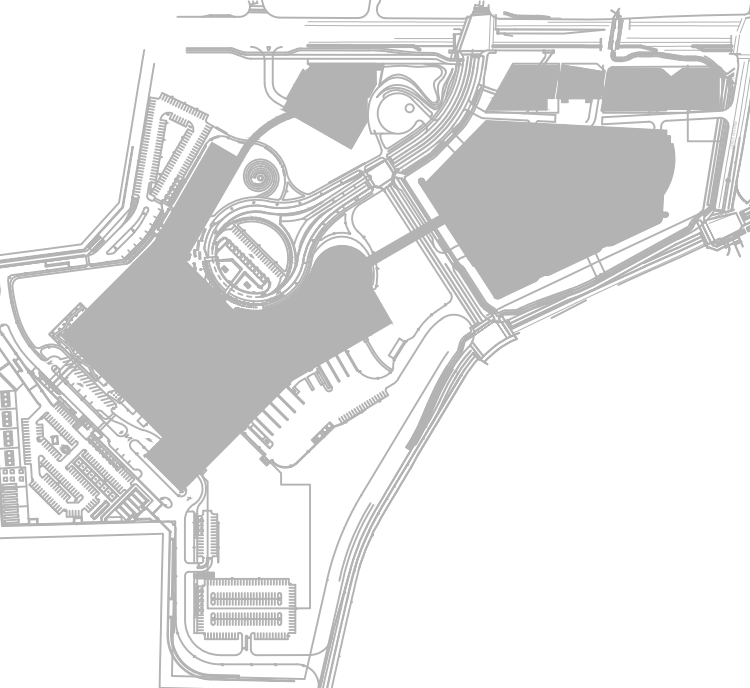
TREE PROTECTION REQUIREMENTS

- IN ORDER TO AVOID WORK ACTIVITY WITHIN THE CRITICAL ROOT ZONE (CRZ = 10 X DIAMETER OF A TREE), TREE PROTECTION FENCING MUST BE INSTALLED SUBSEQUENT TO THE CRITICAL ROOT ZONE, AND REMAIN IN PLACE UNTIL THE WORK IS COMPLETE.
- UNLESS PLANS ARE APPROVED BY CITY FORESTRY STAFF, FOR WORK WITHIN THE CRZ:
 - DO NOT PLACE ANY MATERIAL OR EQUIPMENT - INCLUDING SOFTWOODS.
 - DO NOT ATTACH ANY SIGNS, NOTICES OR POSTERS TO ANY TREE.
 - DO NOT RAISE OR LOWER THE EXISTING GRADE.
 - TUNING OR SOLE OPENING DIGGING.
 - DO NOT DAMAGE THE ROOT SYSTEM, TRUNK, OR BRANCHES OF ANY TREE.
 - ENSURE THAT EXHAUST FUMES FROM ALL EQUIPMENT ARE NOT DIRECTED TOWARD ANY TREE CANOPY.
 - DO NOT EXTERIOR WARD SURFACE OR IDENTIFIANTY CHANGE LANDSCAPING.
- TREE PROTECTION FENCING MUST BE AT LEAST 1.2M HEIGHT, AND CONSTRUCTED OF RIGID OR FRAMED MATERIALS (E.G. MODULOC™ STEEL, RIVETED HEAVYDUTY, OR SHOCK FENCE OR 2" X 4" WOOD) FRAMED WITH POSTS. AN APPART. SUCH THAT THE FENCE LOCATION CANNOT BE ALTERED. ALL SUPPORTS AND BRACKING MUST BE PLACED OUTSIDE OF THE CRZ, AND INSTALLATION MUST MINIMIZE DAMAGE TO EXISTING ROOTS. SEE DETAILS.
- THE LOCATION OF THE TREE PROTECTION FENCING MUST BE DETERMINED BY AN ARBORIST AND DETAILED/NOTED AND ASSOCIATED PLAN OF THE SITE. I.E. A TREE CONSERVATION REPORT, TREE INFORMATION REPORT, ETC.
- IF A TREE PROTECTION FENCING AREA MUST BE REDUCED TO FACILITATE CONSTRUCTION, MITIGATION MEASURES MUST BE PRESCRIBED BY AN ARBORIST AND APPROVED BY CITY FORESTRY STAFF. THESE MAY INCLUDE THE PLACING OF VARIOUS WOOD CHIPS OR STEEL PLATING OVER THE ROOTS FOR PROTECTION OR THE PROPER PRUNING AND CARE OF ROOTS WHERE ENCOUNTERED.

THE CITY'S TREE PROTECTION BY-LAW, 2010-240 PROTECTS BOTH CITY-OWNED TREES, CITY-MADE AND PRIVATELY OWNED TREES WITHIN THE URBAN AREA. PLEASE REFER TO WWW.OTTAWA.CA/TREEPLAN FOR MORE INFORMATION ON HOW THE TREE BY-LAW APPLIES.



HDR Architecture Associates Inc.
300 Richmond Road, Suite 200
Ottawa, Ontario K1Z 0A6



THE OTTAWA HOSPITAL NEW CAMPUS DEVELOPMENT - HOSPITAL & CUP



Project Manager	MH
Project Designer	JEG
Project Architect	JEG
Landscape Architect	JFF Fife
Civil Engineer	EJP
Structural Engineer	Smith + Anderson
Mechanical Engineer	Smith + Anderson
Electrical Engineer	Smith + Anderson
Plumbing Engineer	Smith + Anderson
Interior Designer	Collins
Equipment Planner	
Wayfinding	

Sheet Reviewer	Author
----------------	--------

MARK	DATE	DESCRIPTION
	2022-09-30	ISSUED FOR PRE-CONSULTATION
	2022-11-30	ISSUED FOR IPC & FLUDA - 1ST SUBMISSION
	2022-12-02	ISSUED FOR 3A1.2

Project Number	1033982
Original Issue	04/27/2022

Sheet Name

LANDSCAPE TREE PRESERVATION DETAIL

Sheet Number

L-2.2.2.102

Project Status
STAGE 3

PRELIMINARY
NOT FOR CONSTRUCTION

Clean Equipment Protocol for Industry – Summary

Invasive species are plants, animals and microorganisms that have been accidentally or deliberately introduced into areas beyond their normal range, that out compete native species. Invasive species are a major threat to Ontario's natural areas, and are very costly to deal with once established.

Invasive species can be spread to new areas by contaminated mud, gravel, soil and plant materials on vehicles and machinery.

The best practice is to prevent the spread of invasive species. By inspecting and cleaning equipment and following some simple guidelines, the risk of spreading invasive plants is greatly reduced.

- Identify invasive plants and plan activities accordingly (i.e. schedule work in areas without invasive plants first, leaving infested areas til the end, to reduce the risk of unintentionally moving plants into a new area).
- Record & report sightings of invasive plants (Invading Species hotline at 1-800-563-7711 or online www.invadingspecies.com/report/ or www.eddmaps.org/Ontario)
- Inspect vehicles and machinery before and after entering sites or conducting work along roadways & waterways.

How to Inspect

Before leaving the site, inspect the vehicle thoroughly inside and out for where dirt, plant material and seeds may be lodged or stuck to interior and exterior surfaces. Remove and clean any guards, covers or plates that are easy to remove.

Pay attention to the underside of the vehicle, radiators, spare tires, foot wells and bumper bars. If clods of dirt, seed or other plant material are found, remove immediately and discard where the contamination occurred or in the garbage.

When Cleaning is required

- Safely locate the vehicle and equipment away from any hazards, ensure engine is off and the vehicle or equipment is immobilized.
- Clean the vehicle/equipment in an appropriate area where contamination and seed spread is not possible (or limited).

The site should be:

- » Mud free, gravel covered hard surface, or, if this is not available, a well maintained grassy area.
- » Gently sloping to assist in draining water and material away from the vehicle or equipment. Care should be taken to ensure that localized erosion will not be created.
- » At least 30m away from any watercourse, water body and natural vegetation.
- » Large enough to allow for adequate movement of larger vehicles and equipment.

Continued...

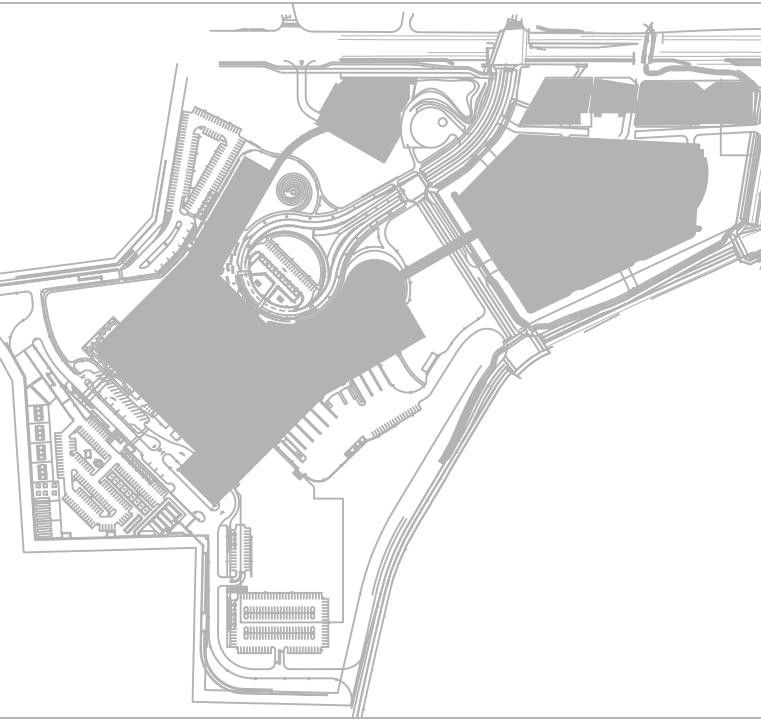
Equipment Required

- A pump and high pressure hose OR High pressure water unit
- Air compressor and blower OR Vacuum
- Shovel
- Pry bar
- Stiff brush or broom

Final Inspection Checklist

- No clods of dirt should be visible after cleaning.
- Radiators, grills and the interiors of vehicles should be free of accumulations of seed, soil, mud and plant material parts including seeds, roots, flowers, fruit and or stems.

2WD and 4WD Vehicles	Excavator
<p>4WD VEHICLE WITH KEY SPOTS TO CHECK AND CLEAN</p>	<p>EXCAVATOR WITH KEY SPOTS TO CHECK AND CLEAN</p>
Backhoe	Bulldozer
<p>BACKHOE WITH KEY SPOTS TO CHECK AND CLEAN</p>	<p>BULLDOZER WITH KEY SPOTS TO CHECK AND CLEAN</p>



Project Manager	MH
Project Designer	JEG
Project Architect	MJ Fairs
Landscape Architect	Civil Engineer
Civil Engineer	ENV
Structural Engineer	Smith + Anderson
Mechanical Engineer	Smith + Anderson
Electrical Engineer	Smith + Anderson
Plumbing Engineer	Smith + Anderson
Interior Designer	Collins
Equipment Planner	
Wayfinding	

Sheet Reviewer: Author

MARK	DATE	DESCRIPTION
	2022-09-30	ISSUED FOR PRE-CONSULTATION
	2022-11-30	ISSUED FOR IPC & FLUDA - 1ST SUBMISSION
	2022-12-02	ISSUED FOR 3A1.2

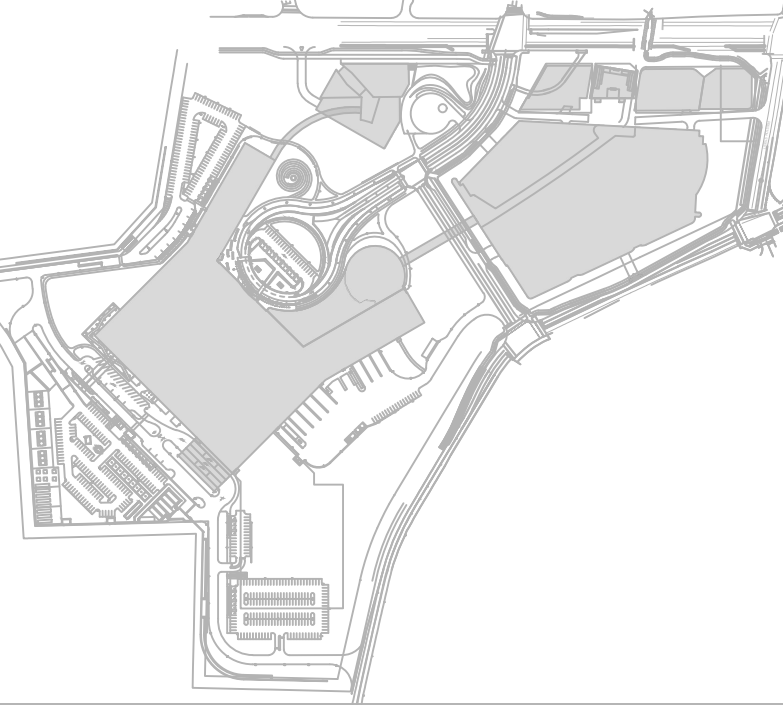
Project Number: 10103982
Original Issue: 04/27/22

PRELIMINARY
NOT FOR CONSTRUCTION

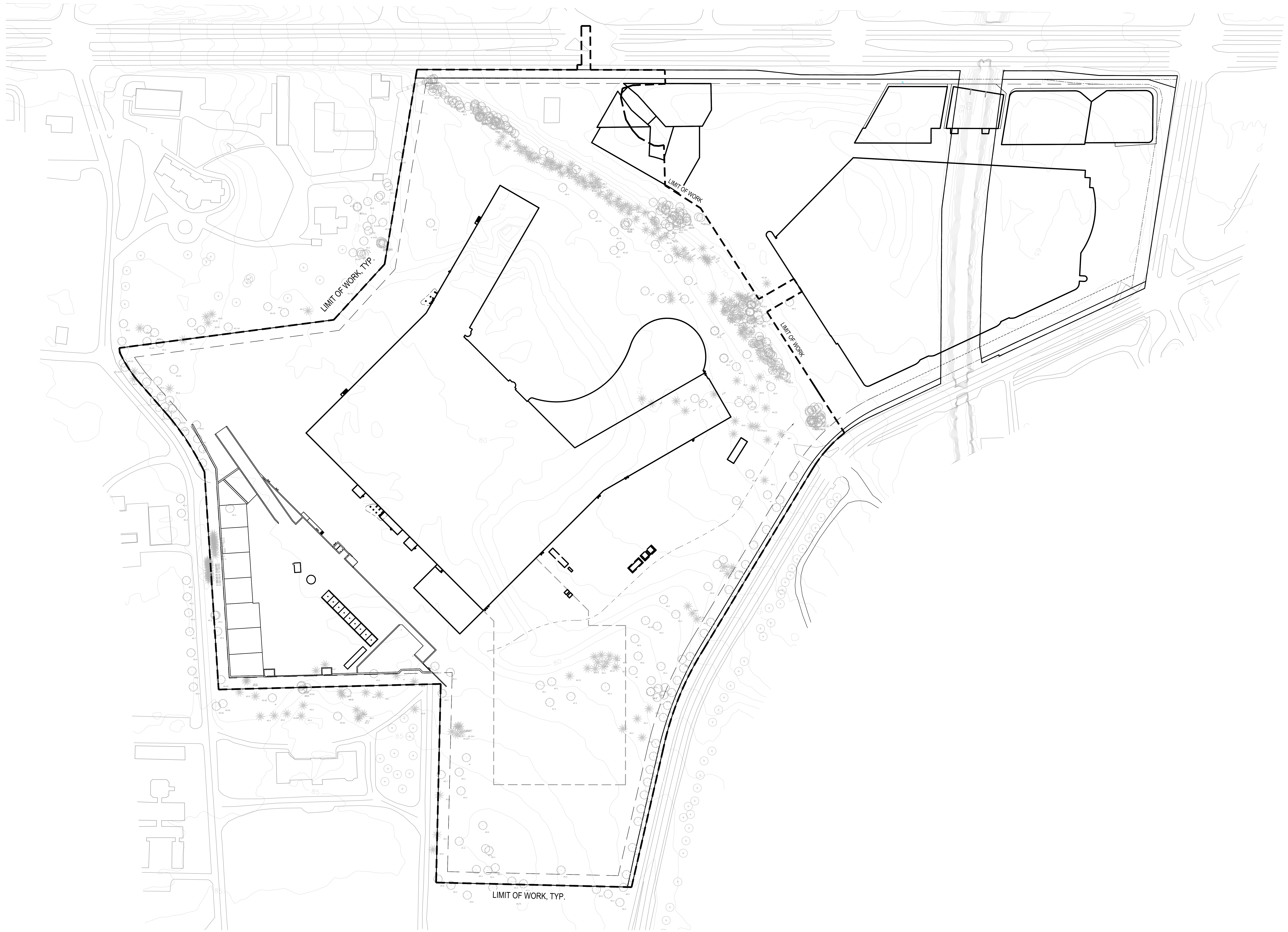
Sheet Name
**CLEAN EQUIPMENT
PROTOCOL**

Sheet Number
L-2.2.2.103

Project Status
STAGE 3



THE OTTAWA HOSPITAL
NEW CAMPUS
DEVELOPMENT -
HOSPITAL & CUP



Project Manager	MTI
Project Designer	JEG
Project Architect	JEG
Landscape Architect	JEF Fairs
Civil Engineer	EVF
Structural Engineer	EVF
Mechanical Engineer	Smith + Anderson
Electrical Engineer	Smith + Anderson
Plumbing Engineer	Smith + Anderson
Interior Designer	Colliers
Equipment Planner	
Wayfinding	

Sheet Reviewer	Author	
MARK	DATE	DESCRIPTION
	2022-09-30	ISSUED FOR PRE-CONSULTATION
	2022-11-30	ISSUED FOR IPC & FLUIDA - 1ST SUBMISSION
	2022-12-02	ISSUED FOR JAL-2

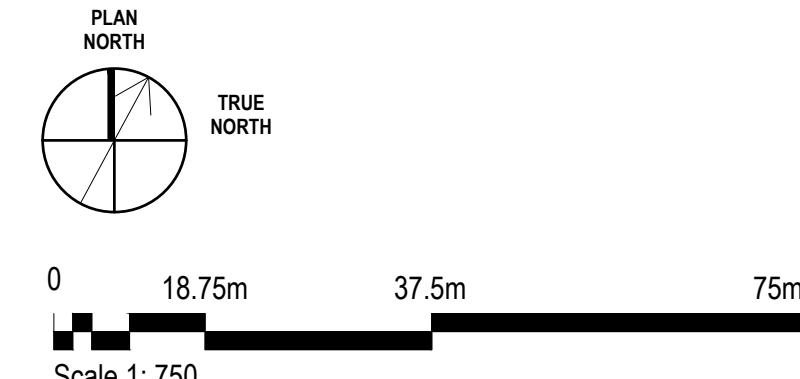
Project Number	1033382
Original Issue	04/27/22

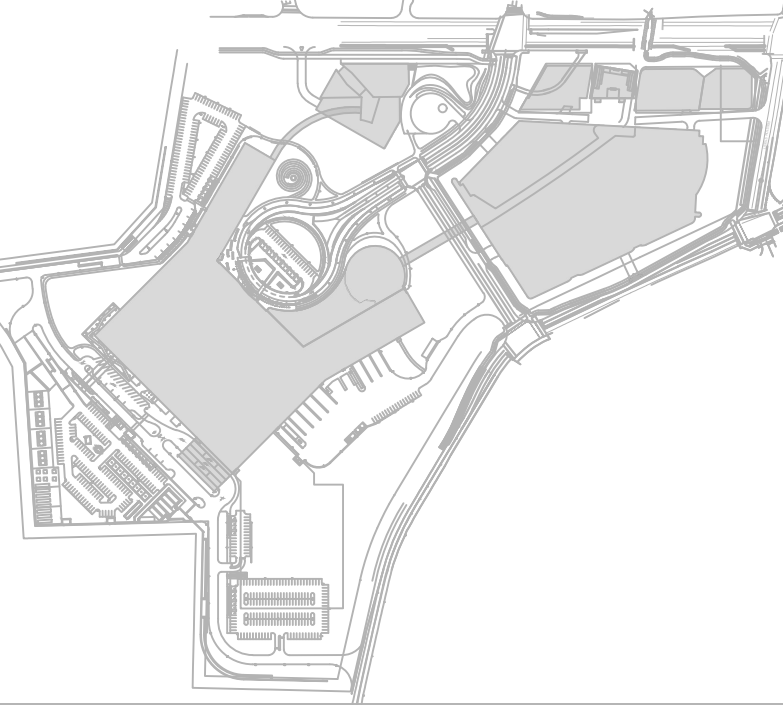
PRELIMINARY
NOT FOR CONSTRUCTION

Sheet Name
**EXISTING TOPOGRAPHY
PLAN**

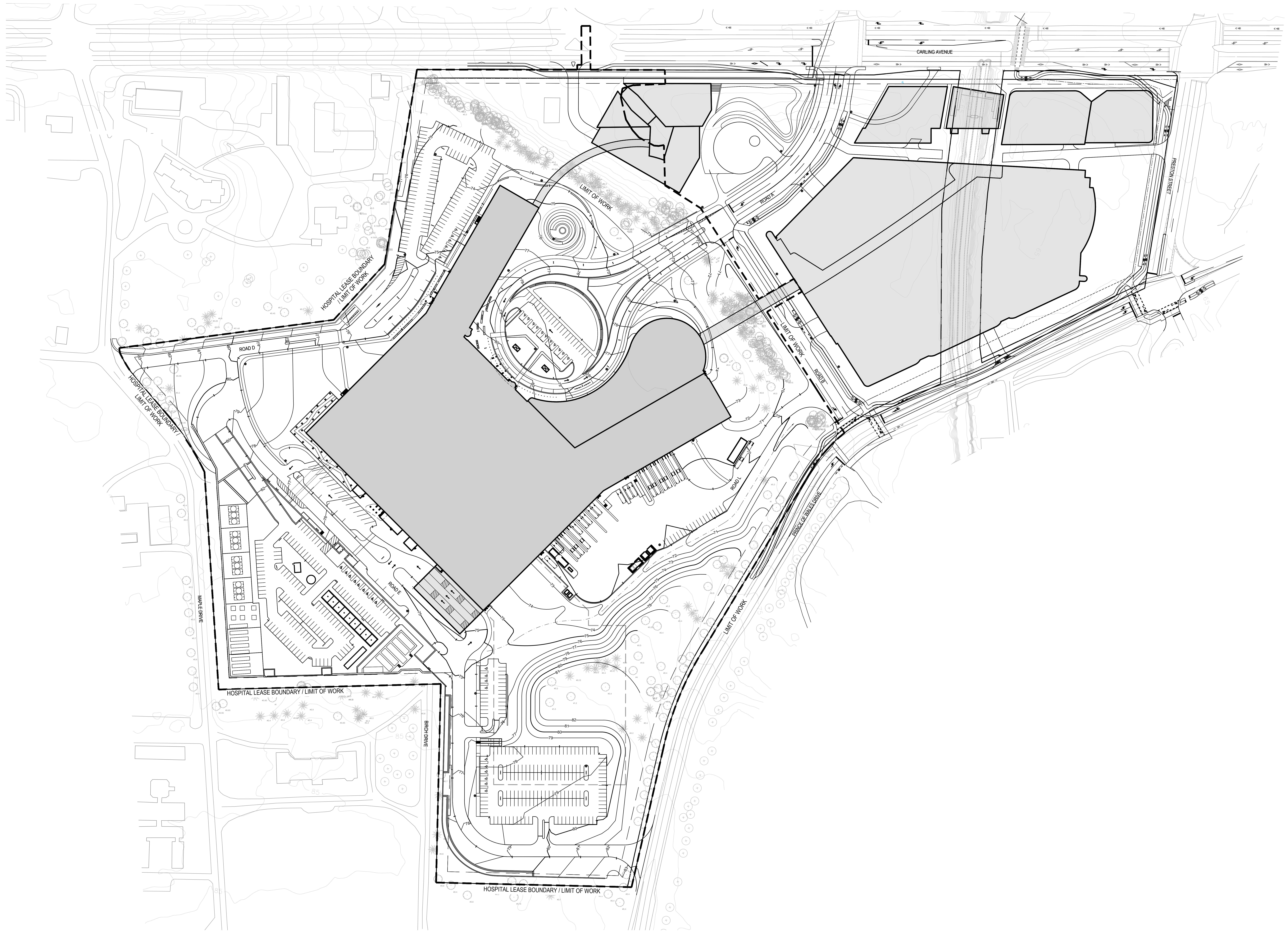
Sheet Number
L-2.2.2.200

Project Status
STAGE 3





THE OTTAWA HOSPITAL
NEW CAMPUS
DEVELOPMENT -
HOSPITAL & CUP



Project Manager	MT
Project Designer	JEG
Project Architect	JEG
Landscape Architect	JEF Fife
Civil Engineer	Civil Engineer
Structural Engineer	EXF
Mechanical Engineer	Smith + Anderson
Electrical Engineer	Smith + Anderson
Plumbing Engineer	Smith + Anderson
Interior Designer	Interior Designer
Equipment Planner	Collins
Wayfinding	

Sheet Reviewer	Author	
MARK	DATE	DESCRIPTION
	2022-09-30	ISSUED FOR PRE-CONSULTATION
	2022-11-30	ISSUED FOR IPC & FLUDA - 1ST SUBMISSION
	2022-12-02	ISSUED FOR JAL-2

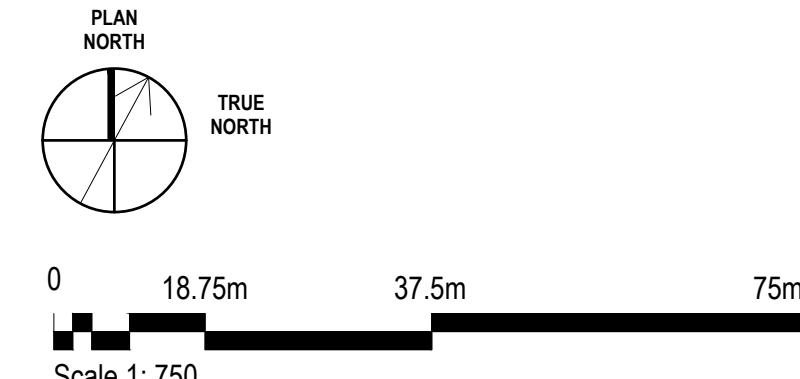
Project Number	1033982
Original Issue	04/27/22

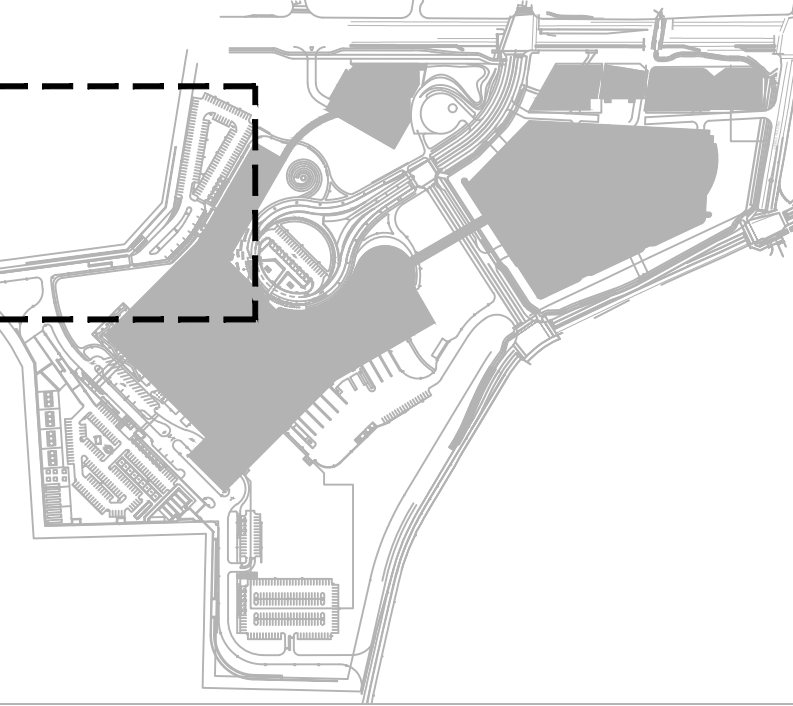
PRELIMINARY
NOT FOR CONSTRUCTION

Sheet Name
**OVERALL GRADING
PLAN**

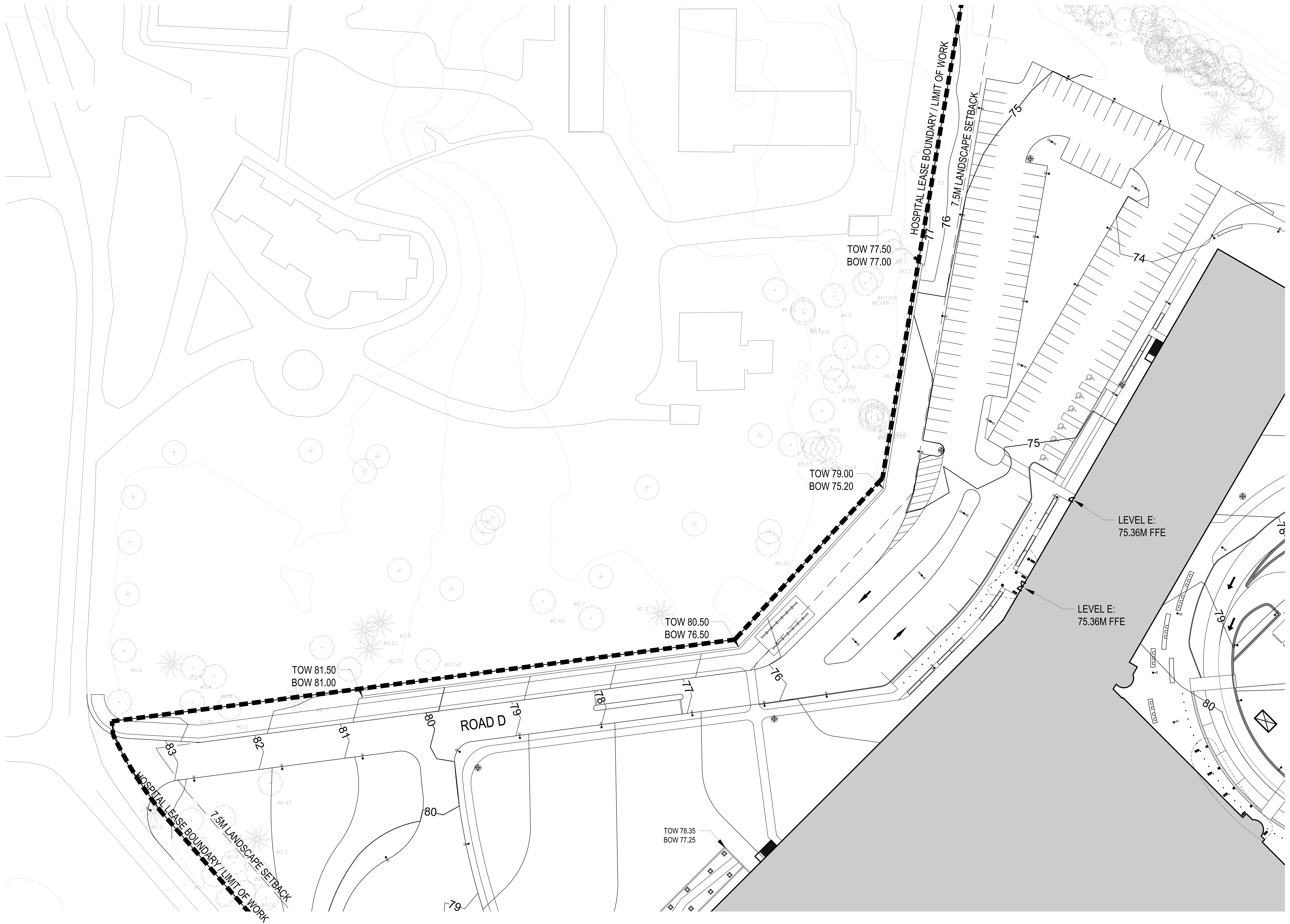
Sheet Number
L-2.2.2.01

Project Status
STAGE 3





THE OTTAWA HOSPITAL
NEW CAMPUS
DEVELOPMENT -
HOSPITAL & CUP



Project Manager	MT
Project Designer	JEG
Landscape Architect	MJ Fairs
Civil Engineer	EM
Structural Engineer	EM
Mechanical Engineer	Smith + Anderson
Electrical Engineer	Smith + Anderson
Plumbing Engineer	Smith + Anderson
Interior Designer	Collins
Equipment Planner	
Wayfinding	

MARK	DATE	DESCRIPTION
	2022-09-30	ISSUED FOR PRE-CONSULTATION
	2022-11-30	ISSUED FOR IPC & FLUDA - 1ST SUBMISSION
	2022-12-02	ISSUED FOR 3A1.2

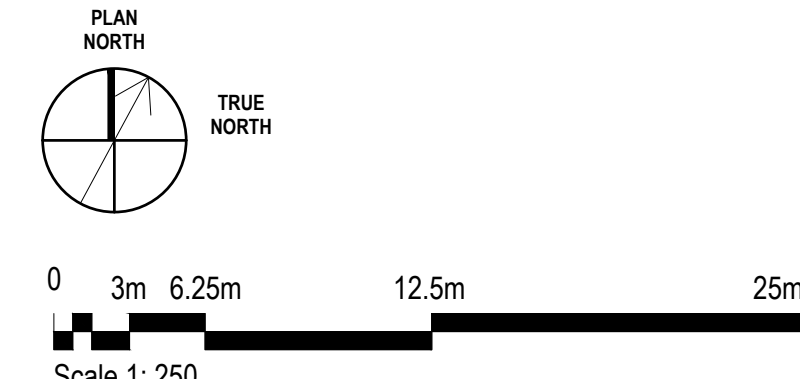
Project Number	1033382
Original Issue	04/27/22

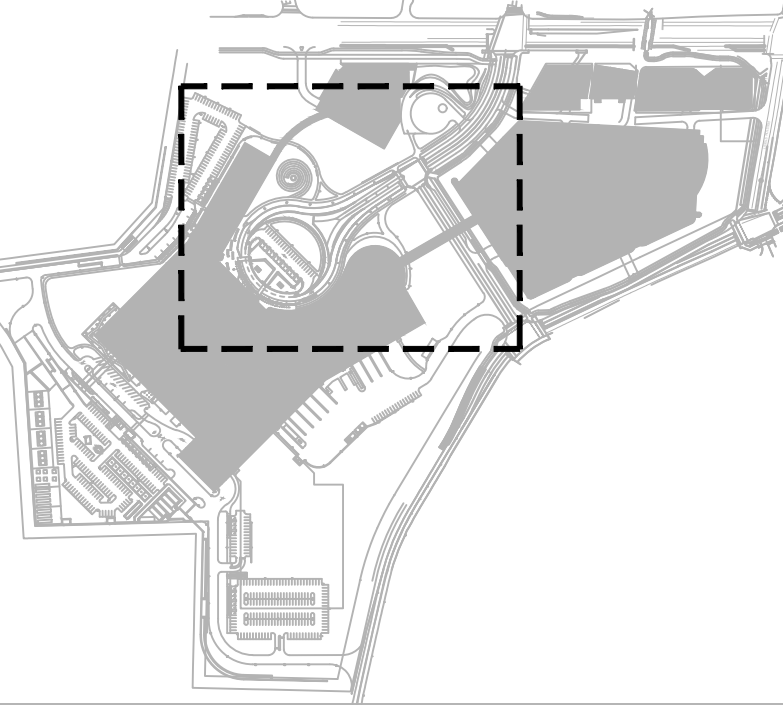
PRELIMINARY
NOT FOR CONSTRUCTION

Sheet Name
**GRADING PLAN
ENLARGEMENT**

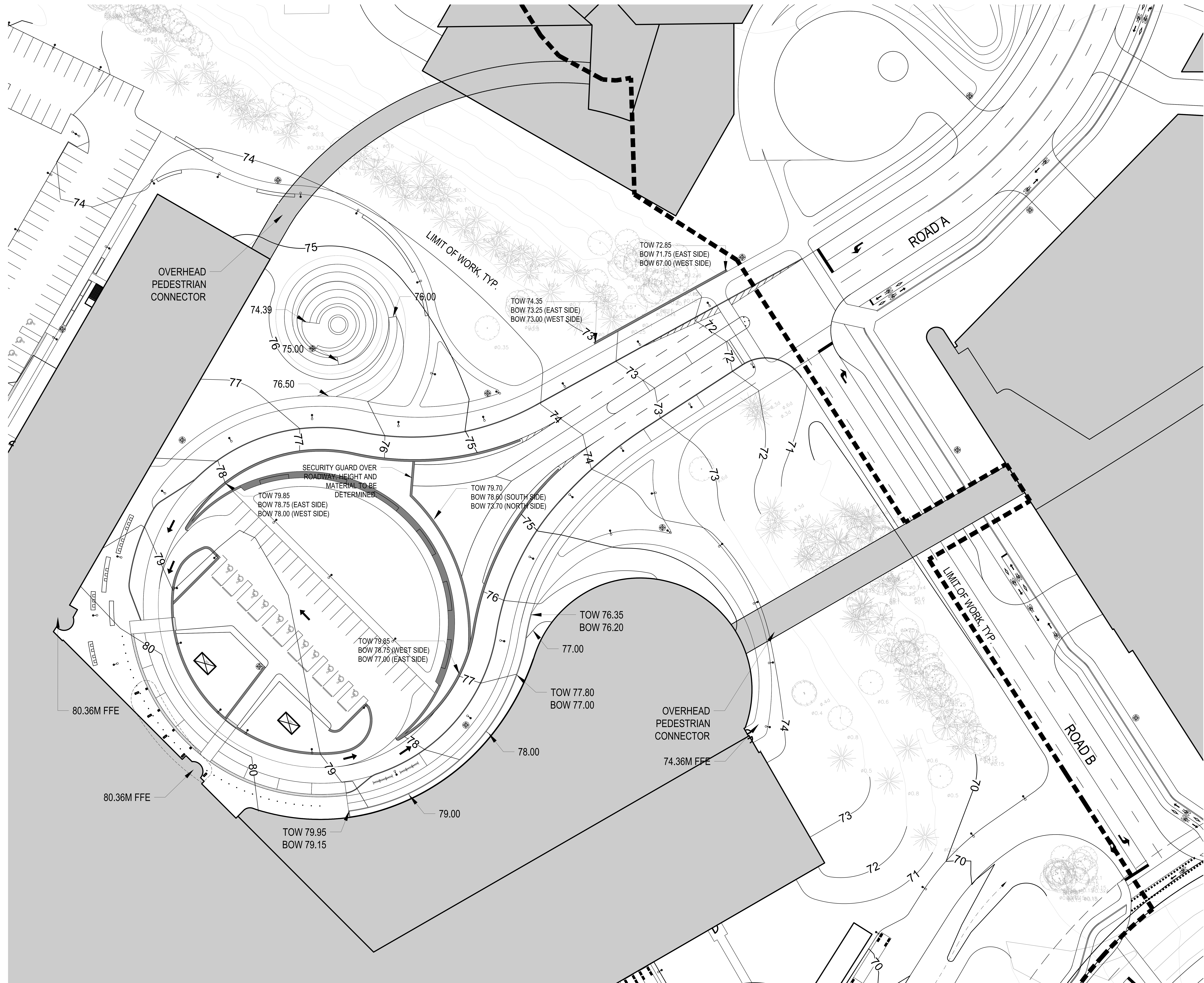
Sheet Number
L-2.2.2.202

Project Status
STAGE 3





THE OTTAWA HOSPITAL
NEW CAMPUS
DEVELOPMENT -
HOSPITAL & CUP



Project Manager	MH
Project Designer	JEG
Project Architect	JEG
Landscape Architect	MJ Fairs
Civil Engineer	Civil Engineer
Structural Engineer	ESP
Mechanical Engineer	Smith + Anderson
Electrical Engineer	Smith + Anderson
Plumbing Engineer	Smith + Anderson
Interior Designer	Interior Designer
Equipment Planner	Collins
Wayfinding	

MARK	DATE	DESCRIPTION
	2022-09-30	ISSUED FOR PRE-CONSULTATION
	2022-11-30	ISSUED FOR IPC & FLUDA - 1ST SUBMISSION
	2022-12-02	ISSUED FOR JAL-2

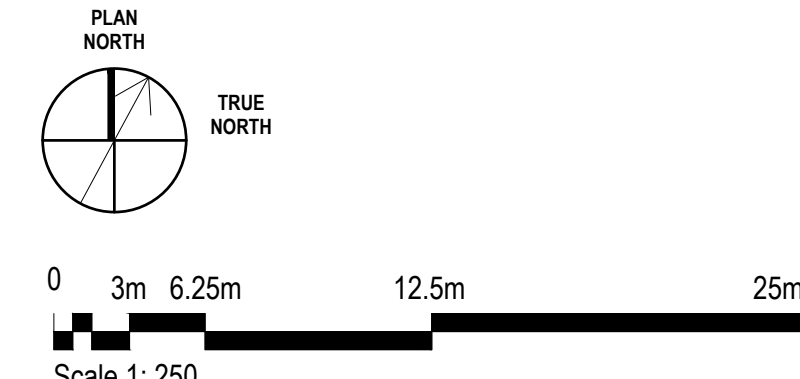
Project Number	1033982
Original Issue	04/07/22

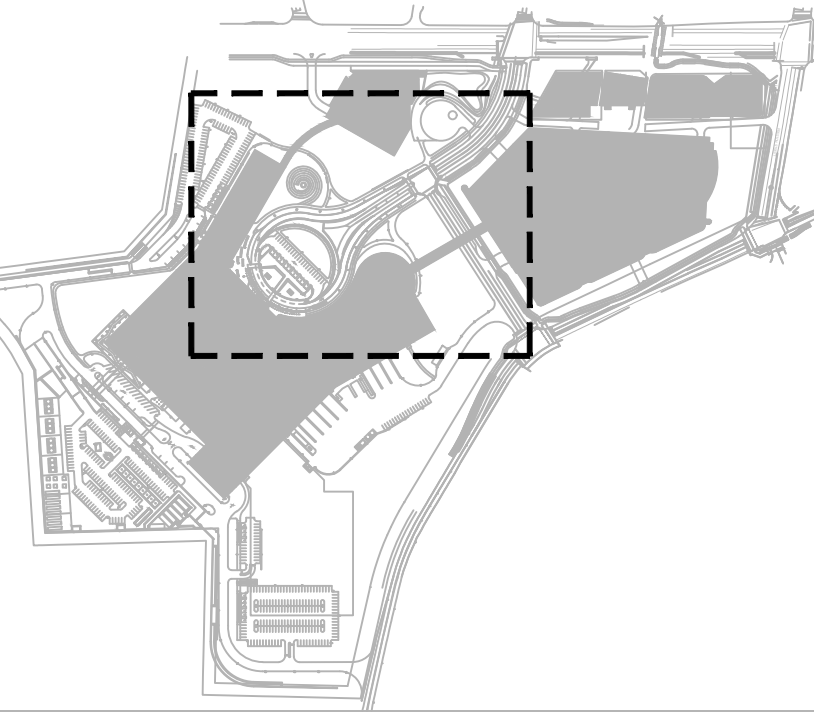
PRELIMINARY
NOT FOR CONSTRUCTION

Sheet Name
**GRADING PLAN
ENLARGEMENT**

Sheet Number
L-2.2.2.203

Project Status
STAGE 3





THE OTTAWA HOSPITAL
NEW CAMPUS
DEVELOPMENT -
HOSPITAL & CUP



Project Manager	MTI
Project Designer	JEG
Project Architect	JEG
Landscape Architect	MJ Fairs
Civil Engineer	EVF
Structural Engineer	EVF
Mechanical Engineer	Smith + Anderson
Electrical Engineer	Smith + Anderson
Plumbing Engineer	Smith + Anderson
Interior Designer	Interior Designer
Equipment Planner	Collins
Wayfinding	

Sheet Reviewer: Author

MARK	DATE	DESCRIPTION
	2022-09-30	ISSUED FOR PRE-CONSULTATION
	2022-11-30	ISSUED FOR IPC & FLUDA - 1ST SUBMISSION
	2022-12-02	ISSUED FOR 3A1.2

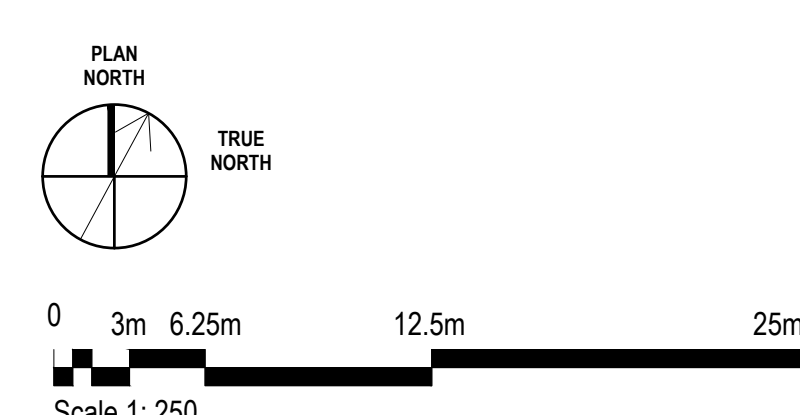
Project Number	1033382
Original Issue	04/27/22

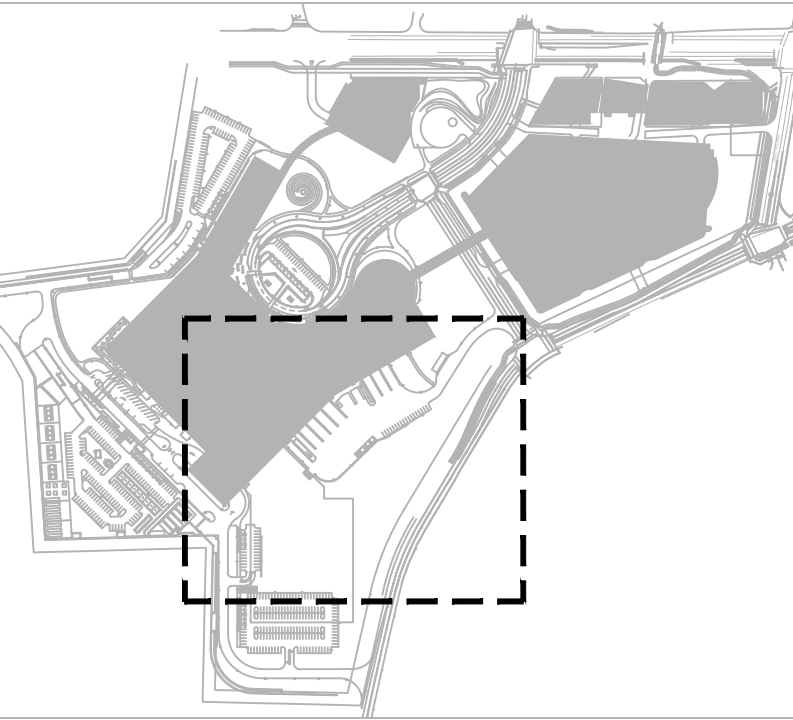
PRELIMINARY
NOT FOR CONSTRUCTION

Sheet Name
**GRADING PLAN
ENLARGEMENT**

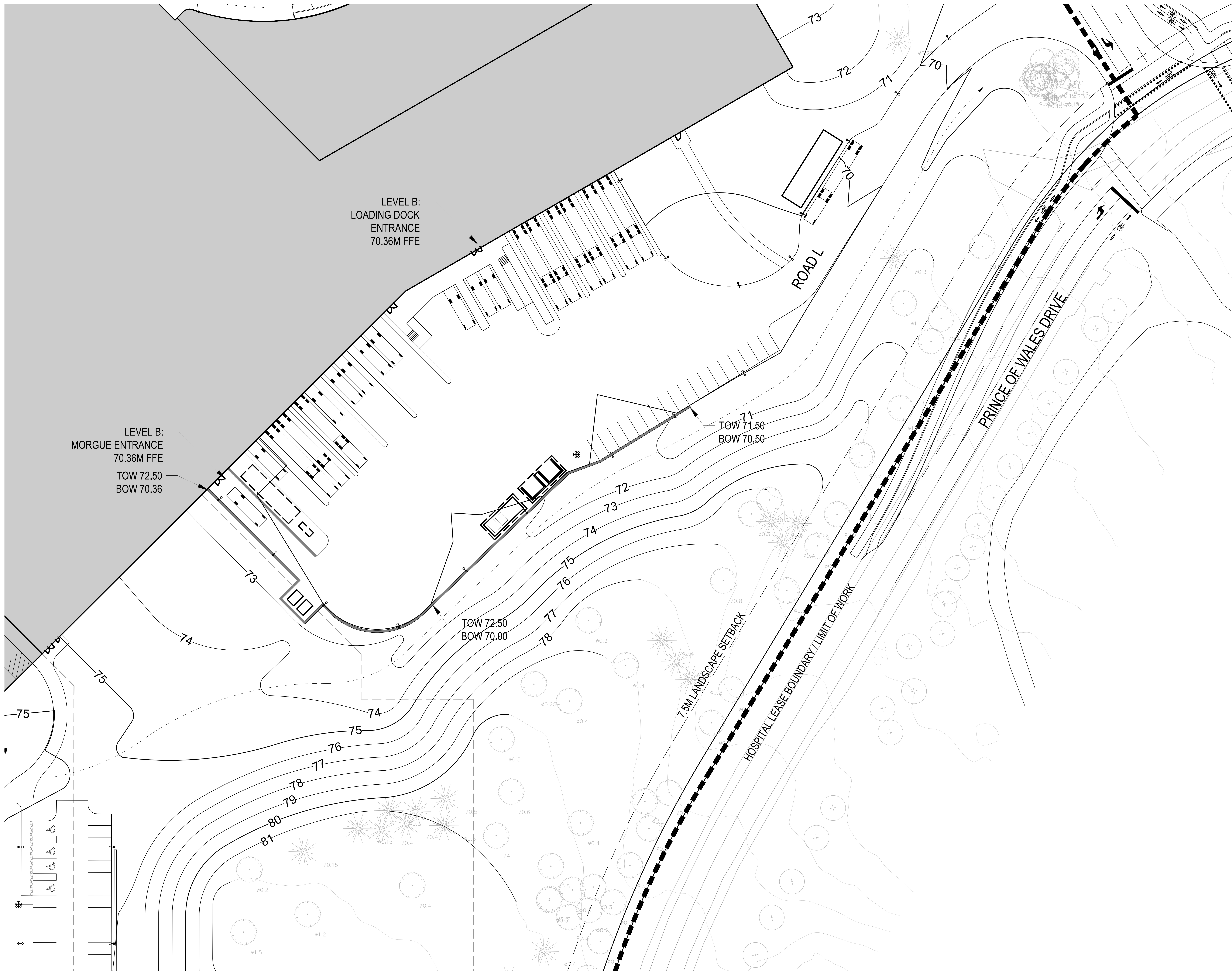
Sheet Number
L-2.2.2.203.1

Project Status
STAGE 3





THE OTTAWA HOSPITAL
NEW CAMPUS
DEVELOPMENT -
HOSPITAL & CUP



Project Manager	MH
Project Designer	JEG
Project Architect	JEG
Landscape Architect	MJ Fairs
Civil Engineer	EVP
Structural Engineer	SMH + ANDERSON
Mechanical Engineer	SMH + ANDERSON
Electrical Engineer	SMH + ANDERSON
Plumbing Engineer	SMH + ANDERSON
Interior Designer	COLLIER
Equipment Planner	
Wayfinding	

MARK	DATE	DESCRIPTION
2022-09-30		ISSUED FOR PRE-CONSULTATION
2022-11-30		ISSUED FOR IPC & FLUDA - 1ST SUBMISSION
2022-12-02		ISSUED FOR JAL-2

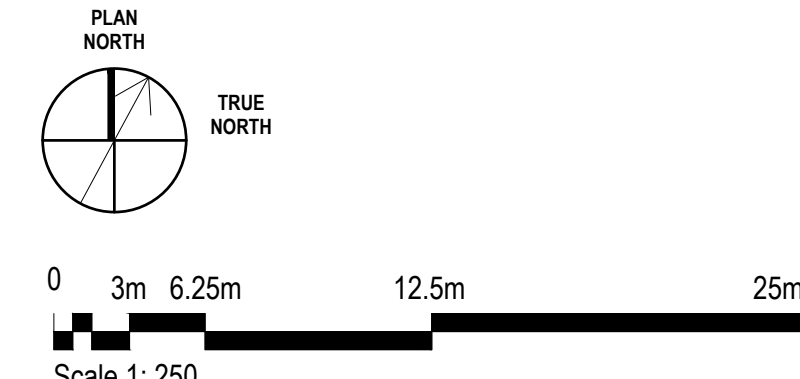
Project Number	1033982
Original Issue	04/27/22

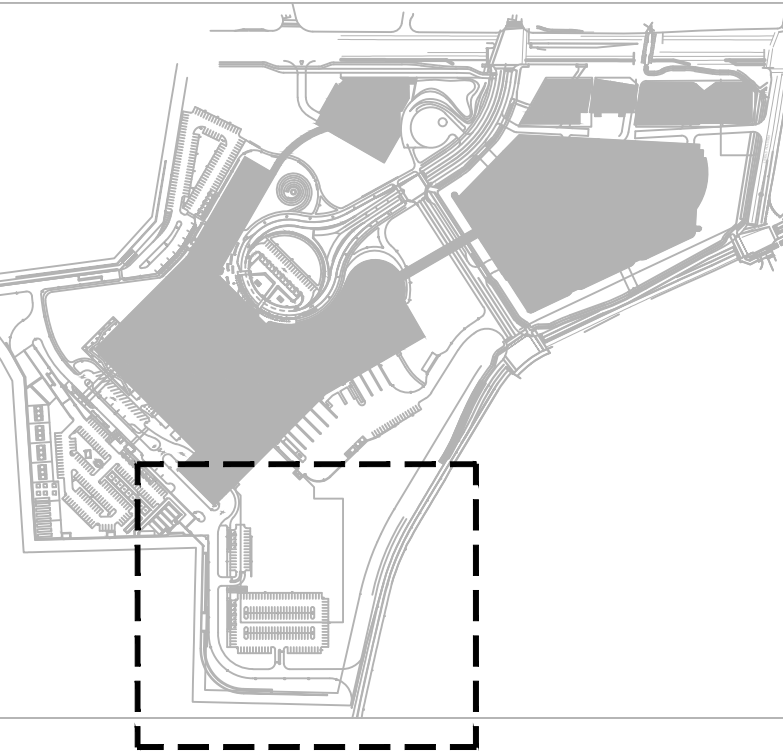
PRELIMINARY
NOT FOR CONSTRUCTION

Sheet Name
**GRADING PLAN
ENLARGEMENT**

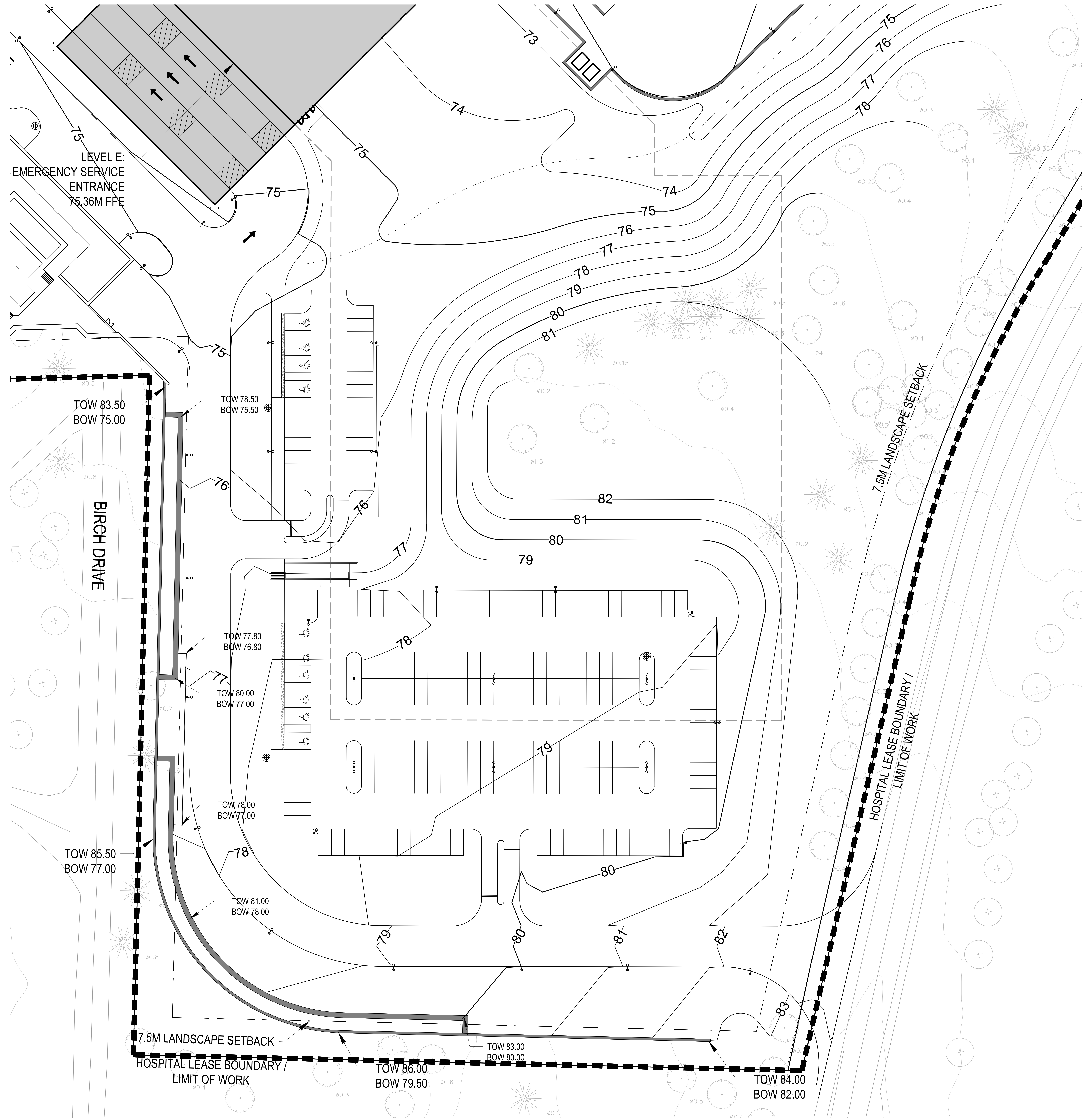
Sheet Number
L-2.2.2.204

Project Status
STAGE 3





THE OTTAWA HOSPITAL
NEW CAMPUS
DEVELOPMENT -
HOSPITAL & CUP



Project Manager	MTI
Project Designer	JEG
Project Architect	JEG
Landscape Architect	JFF/Fate
Civil Engineer	EXF
Structural Engineer	EXF
Mechanical Engineer	Smith + Anderson
Electrical Engineer	Smith + Anderson
Plumbing Engineer	Smith + Anderson
Interior Designer	Collins
Equipment Planner	
Writing	

Sheet Reviewer: Author

MARK	DATE	DESCRIPTION
	2022-09-30	ISSUED FOR PRE-CONSULTATION
	2022-11-30	ISSUED FOR IPC & FLUDA - 1ST SUBMISSION
	2022-12-02	ISSUED FOR JAL-2

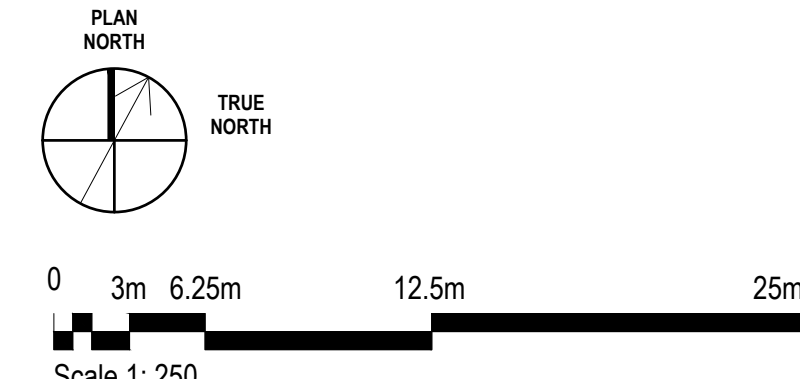
Project Number: 1033382
Original Issue: 04/27/22

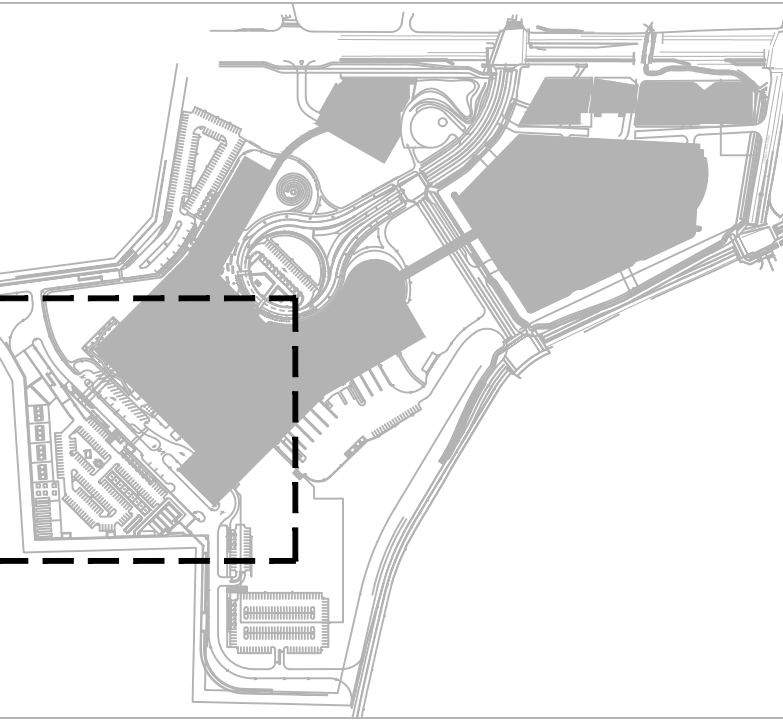
PRELIMINARY
NOT FOR CONSTRUCTION

Sheet Name
GRADING PLAN
ENLARGEMENT

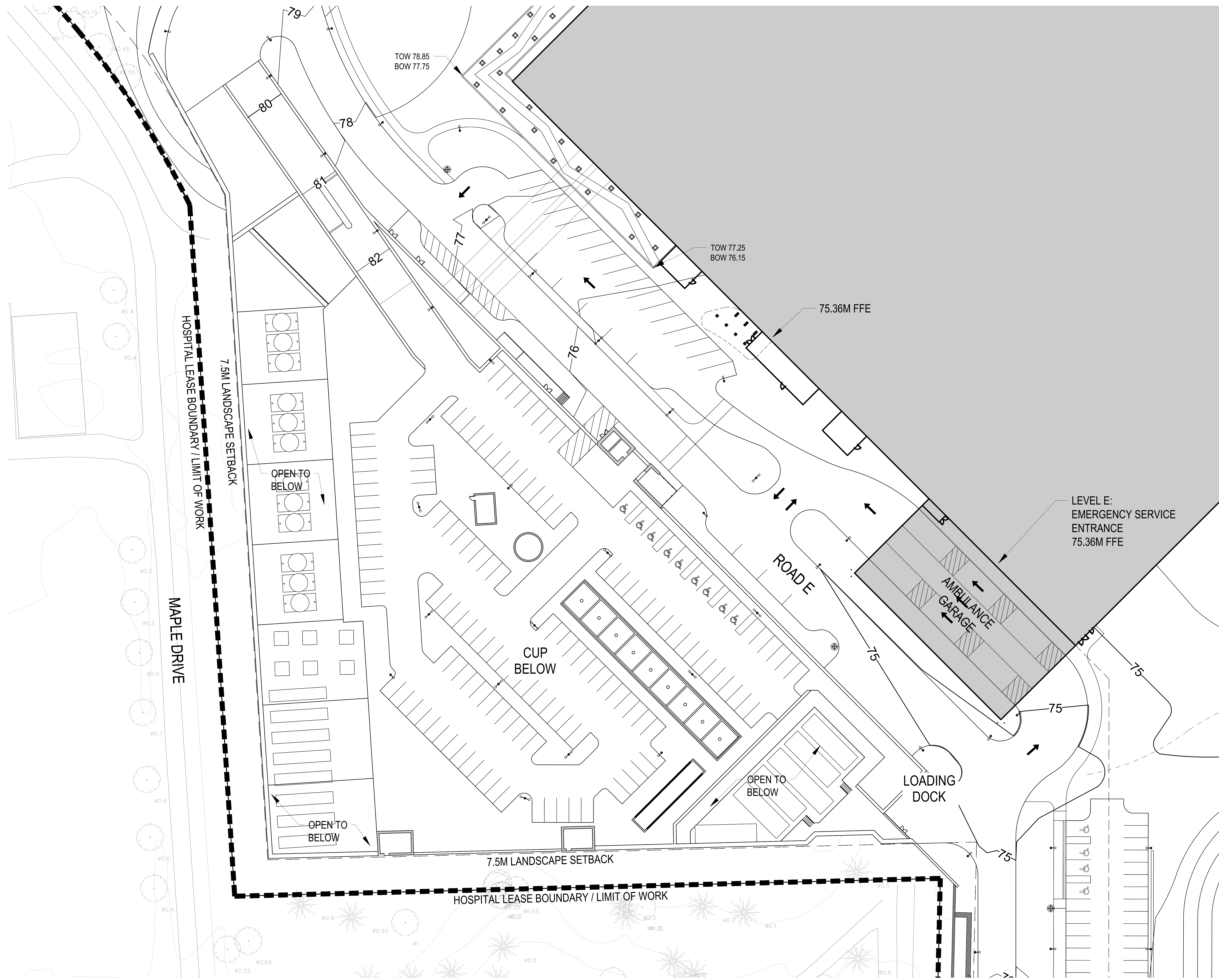
Sheet Number
L-2.2.2.205

Project Status
STAGE 3





THE OTTAWA HOSPITAL
NEW CAMPUS
DEVELOPMENT -
HOSPITAL & CUP



Project Manager	MH
Project Designer	JEG
Project Architect	JEG
Landscape Architect	MJ Fairs
Civil Engineer	EVF
Structural Engineer	EVF
Mechanical Engineer	Smith + Anderson
Electrical Engineer	Smith + Anderson
Plumbing Engineer	Smith + Anderson
Interior Designer	Interior Designer
Equipment Planner	Collins
Wayfinding	

Sheet Reviewer	Author	
MARK	DATE	DESCRIPTION
	2022-09-30	ISSUED FOR PRE-CONSULTATION
	2022-11-30	ISSUED FOR IPC & FLUDA - 1ST SUBMISSION
	2022-12-02	ISSUED FOR 3A1.2

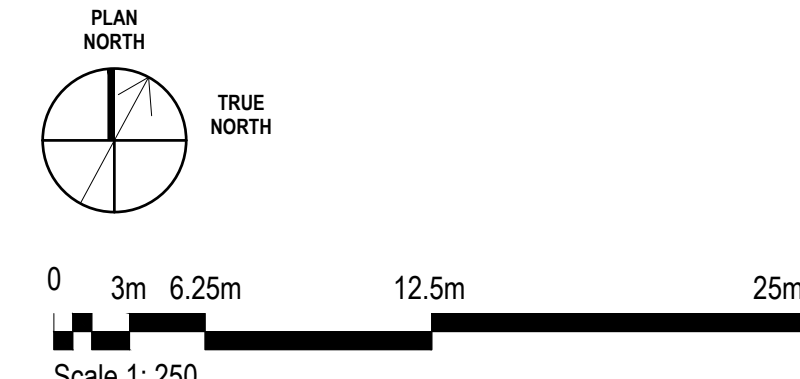
Project Number	1033382
Original Issue	04/27/22

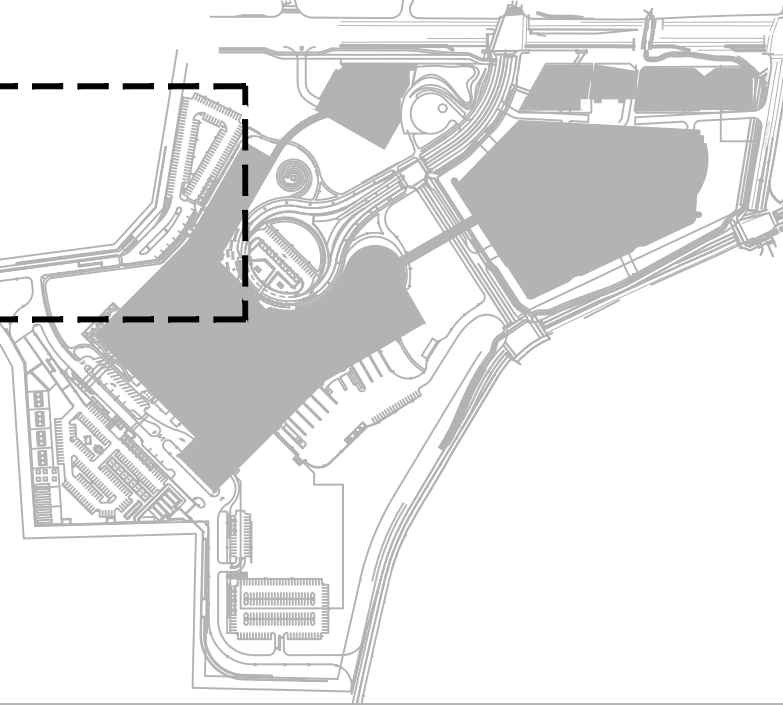
PRELIMINARY
NOT FOR CONSTRUCTION

Sheet Name
**GRADING PLAN
ENLARGEMENT**

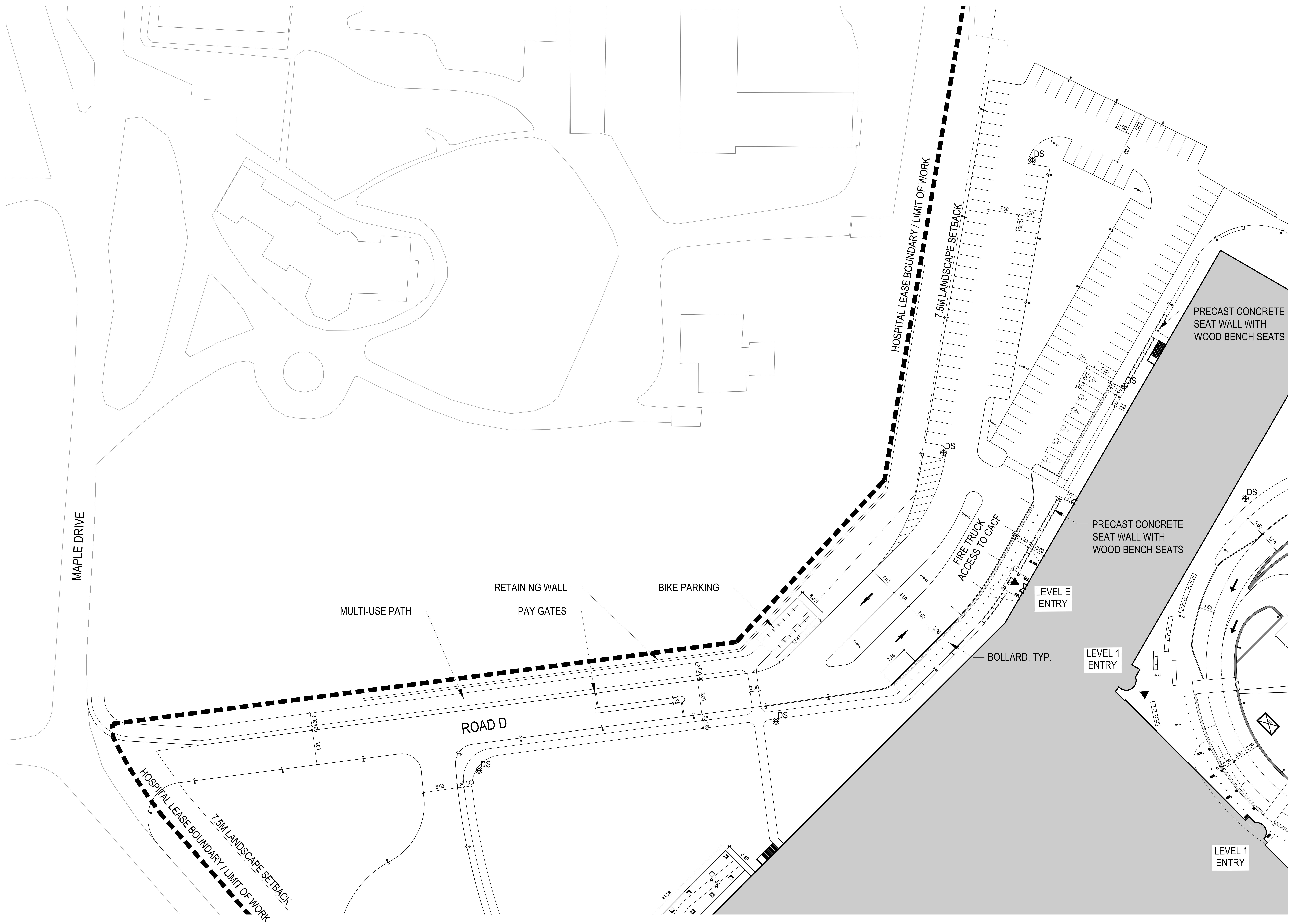
Sheet Number
L-2.2.2.206

Project Status
STAGE 3





THE OTTAWA HOSPITAL
NEW CAMPUS
DEVELOPMENT -
HOSPITAL & CUP



Project Manager	MH
Project Designer	JEG
Landscape Architect	MJ Fairs
Civil Engineer	EVP
Structural Engineer	Smith + Anderson
Mechanical Engineer	Smith + Anderson
Electrical Engineer	Smith + Anderson
Plumbing Engineer	Smith + Anderson
Interior Designer	Collins
Equipment Planner	
Wayfinding	

Sheet Reviewer	Author	
MARK	DATE	DESCRIPTION
2022-09-30		ISSUED FOR PRE-CONSULTATION
2022-11-30		ISSUED FOR IPC & FLUIDA - 1ST SUBMISSION
2022-12-02		ISSUED FOR JAL-2

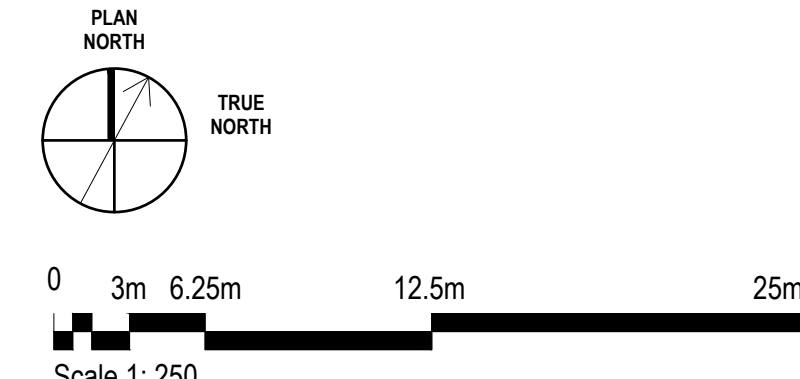
Project Number	1033382
Original Issue	04/27/22

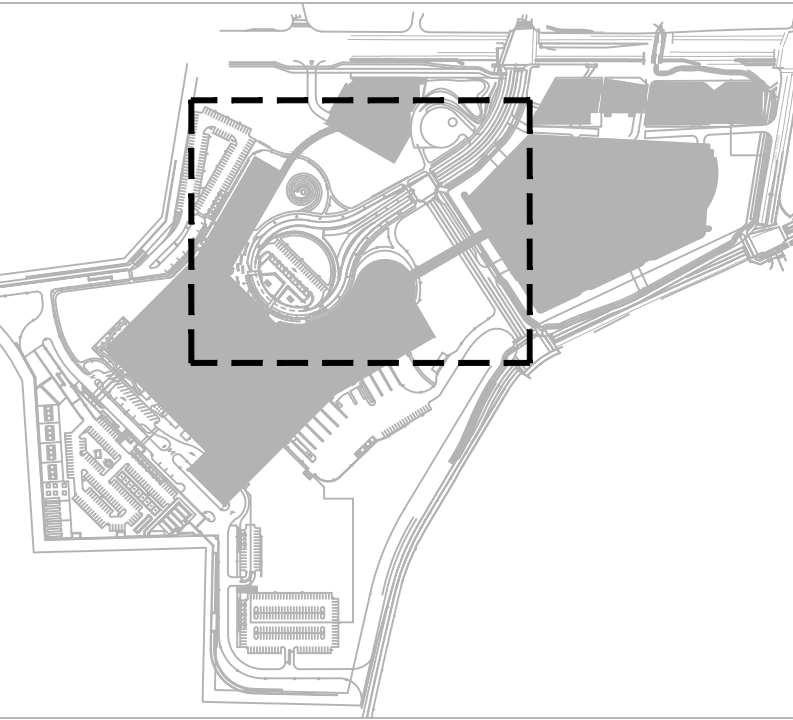
PRELIMINARY
NOT FOR CONSTRUCTION

Sheet Name
**SITE LAYOUT
ENLARGEMENT**

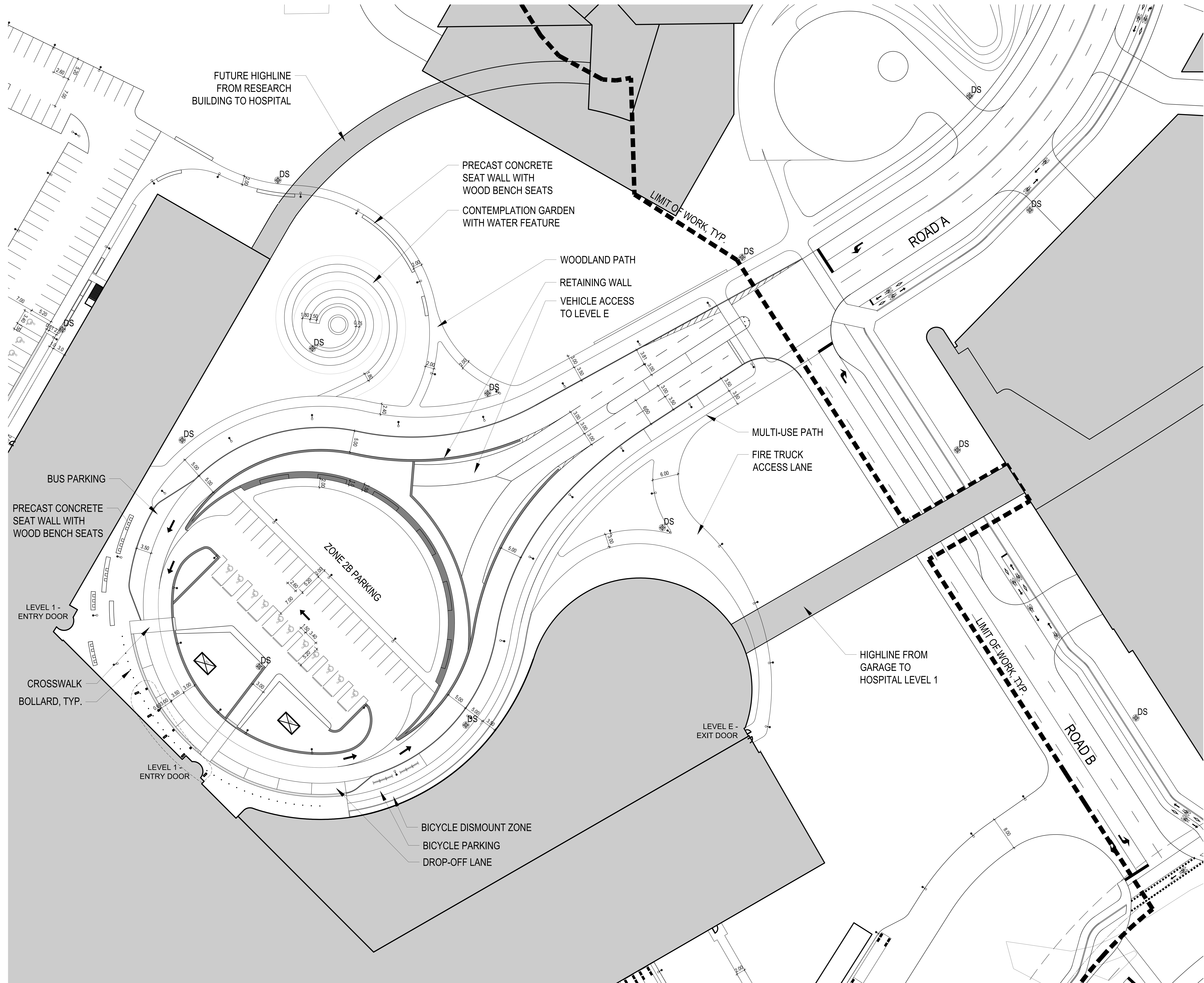
Sheet Number
L-2.2.2.302

Project Status
STAGE 3





THE OTTAWA HOSPITAL
NEW CAMPUS
DEVELOPMENT -
HOSPITAL & CUP



Project Manager	MH
Project Designer	JEG
Project Architect	JEG
Landscape Architect	MJ Fairs
Civil Engineer	EVP
Structural Engineer	SMH + Anderson
Mechanical Engineer	SMH + Anderson
Electrical Engineer	SMH + Anderson
Plumbing Engineer	SMH + Anderson
Interior Designer	Colliers
Equipment Planner	
Wayfinding	

Sheet Reviewer: Author

MARK	DATE	DESCRIPTION
	2022-09-30	ISSUED FOR PRE-CONSULTATION
	2022-11-30	ISSUED FOR IPC & FLUDA - 1ST SUBMISSION
	2022-12-02	ISSUED FOR JAL-2

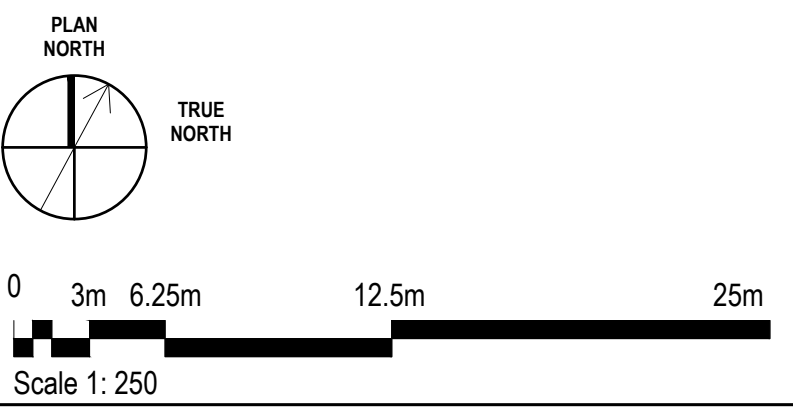
Project Number	1033982
Original Issue	04/2/22

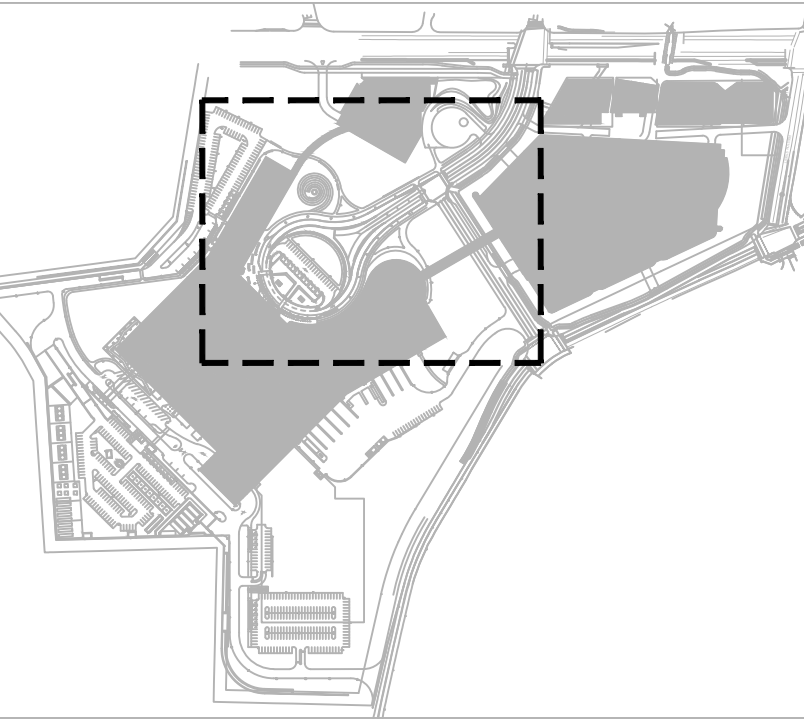
PRELIMINARY
NOT FOR CONSTRUCTION

SITE LAYOUT
ENLARGEMENT

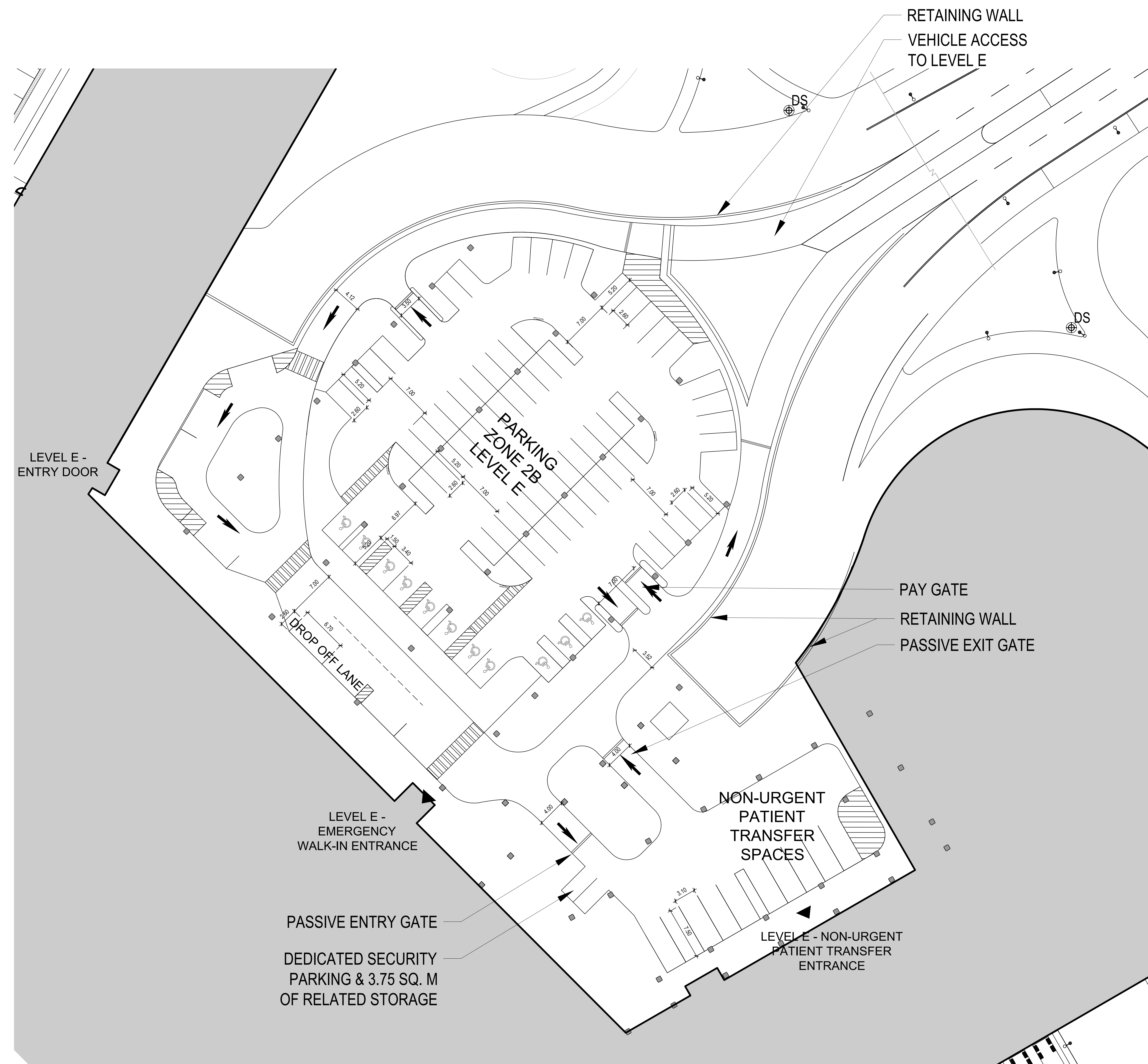
Sheet Number
L-2.2.2.303

Project Status
STAGE 3





THE OTTAWA HOSPITAL
NEW CAMPUS
DEVELOPMENT -
HOSPITAL & CUP



Project Manager	MH
Project Designer	JEG
Landscape Architect	MJ Fairs
Civil Engineer	EVP
Structural Engineer	Smith + Anderson
Mechanical Engineer	Smith + Anderson
Electrical Engineer	Smith + Anderson
Plumbing Engineer	Smith + Anderson
Interior Designer	Colliers
Equipment Planner	
Wayfinding	

Sheet Reviewer: Author

MARK	DATE	DESCRIPTION
	2022-09-30	ISSUED FOR PRE-CONSULTATION
	2022-11-30	ISSUED FOR IPC & FLUDA - 1ST SUBMISSION
	2022-12-02	ISSUED FOR 3A1.2

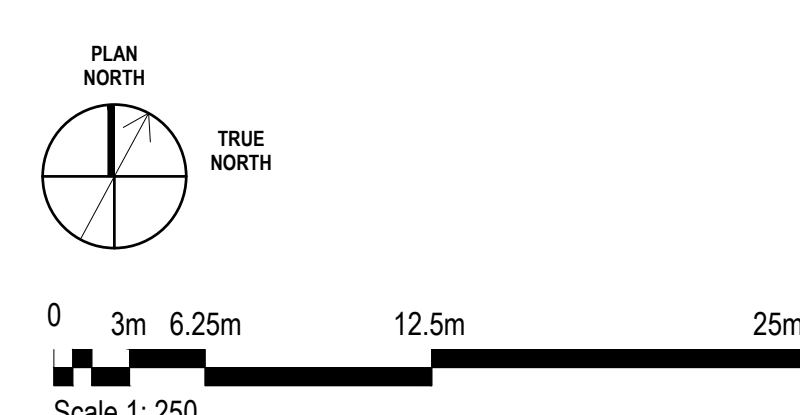
Project Number	101033962
Original Issue	04/27/22

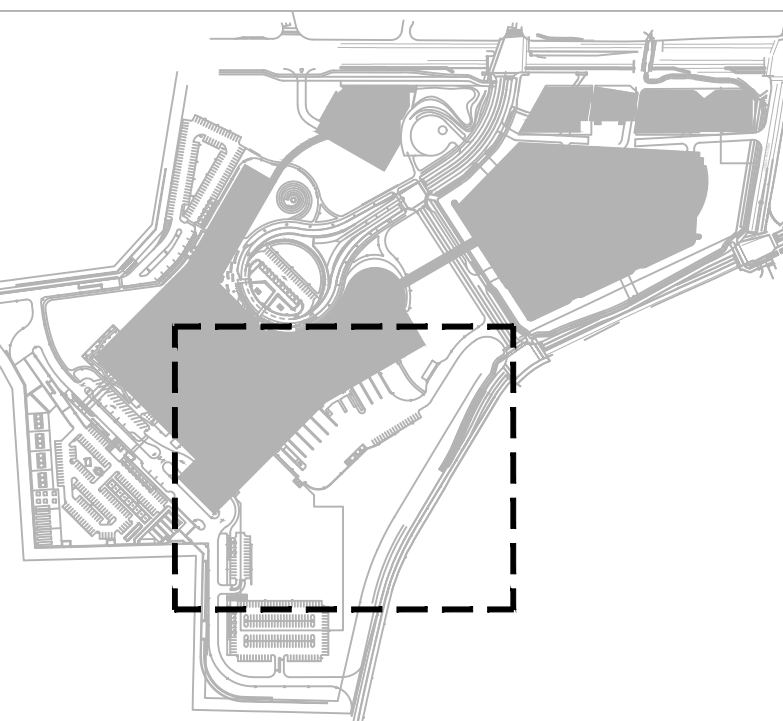
PRELIMINARY
NOT FOR CONSTRUCTION

Sheet Name
**SITE LAYOUT
ENLARGEMENT**

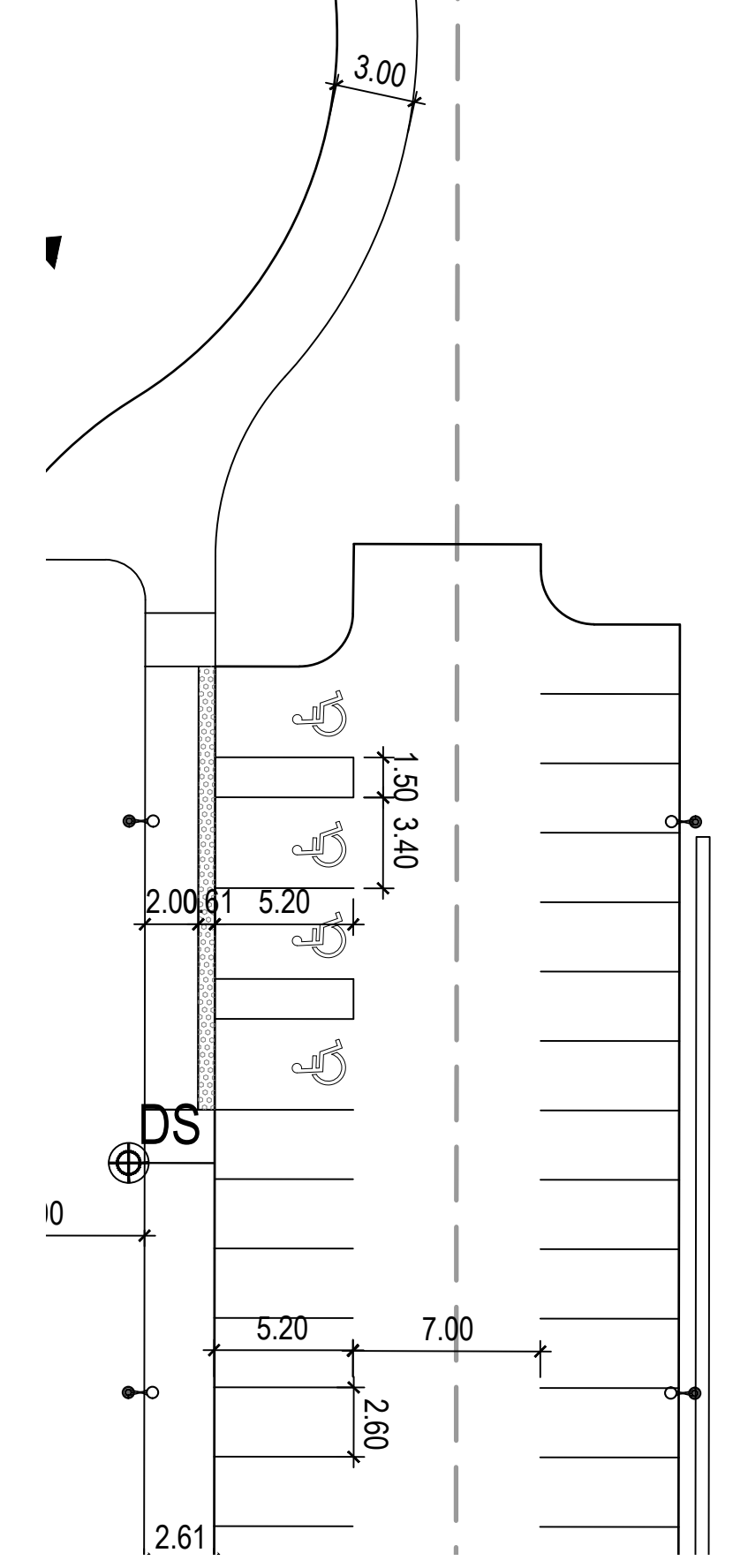
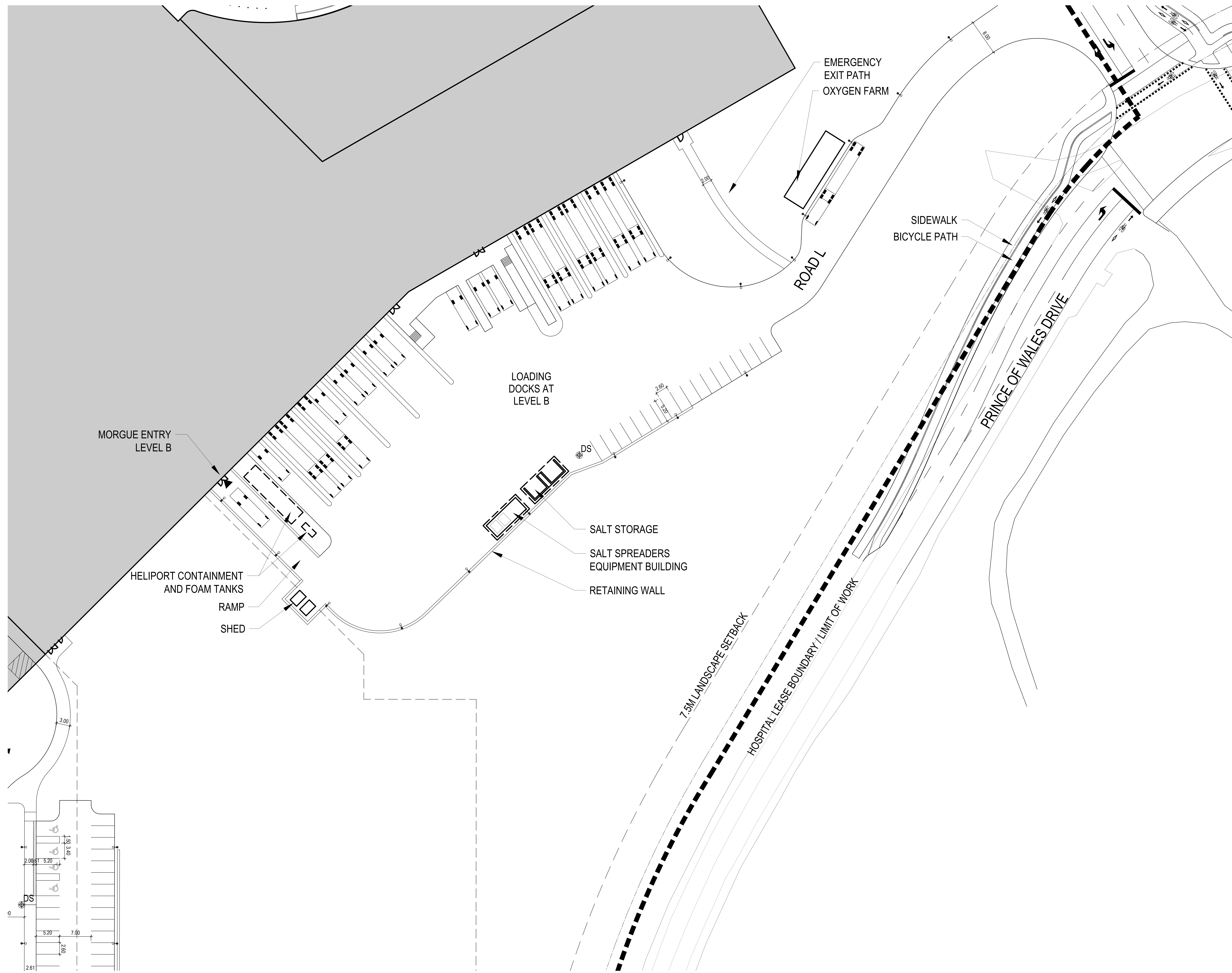
Sheet Number
L-2.2.2.303.1

Project Status
STAGE 3





THE OTTAWA HOSPITAL
NEW CAMPUS
DEVELOPMENT -
HOSPITAL & CUP



Project Manager	MTI
Project Designer	JEG
Project Architect	JEG
Landscape Architect	JFF/Fare
Civil Engineer	EVF
Structural Engineer	EVF
Mechanical Engineer	Smith + Anderson
Electrical Engineer	Smith + Anderson
Plumbing Engineer	Smith + Anderson
Interior Designer	Colkers
Equipment Planner	Colkers
Wayfinding	

Sheet Reviewer: Author

MARK	DATE	DESCRIPTION
	2022-09-30	ISSUED FOR PRE-CONSULTATION
	2022-11-30	ISSUED FOR IPC & FLUDA - 1ST SUBMISSION
	2022-12-02	ISSUED FOR 3A1.2

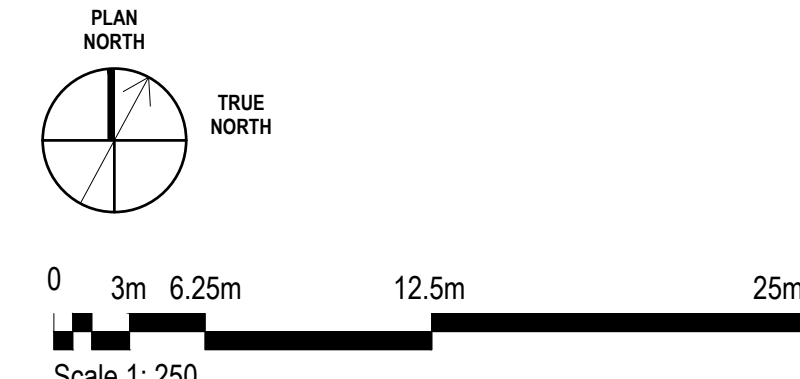
Project Number	1033382
Original Issue	04/27/22

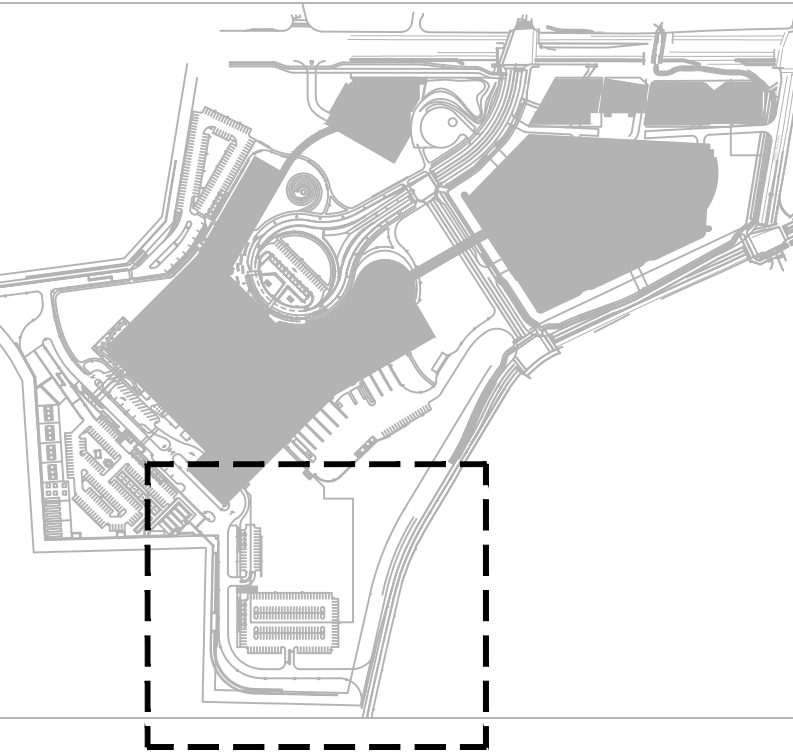
PRELIMINARY
NOT FOR CONSTRUCTION

Sheet Name
**SITE LAYOUT
ENLARGEMENT**

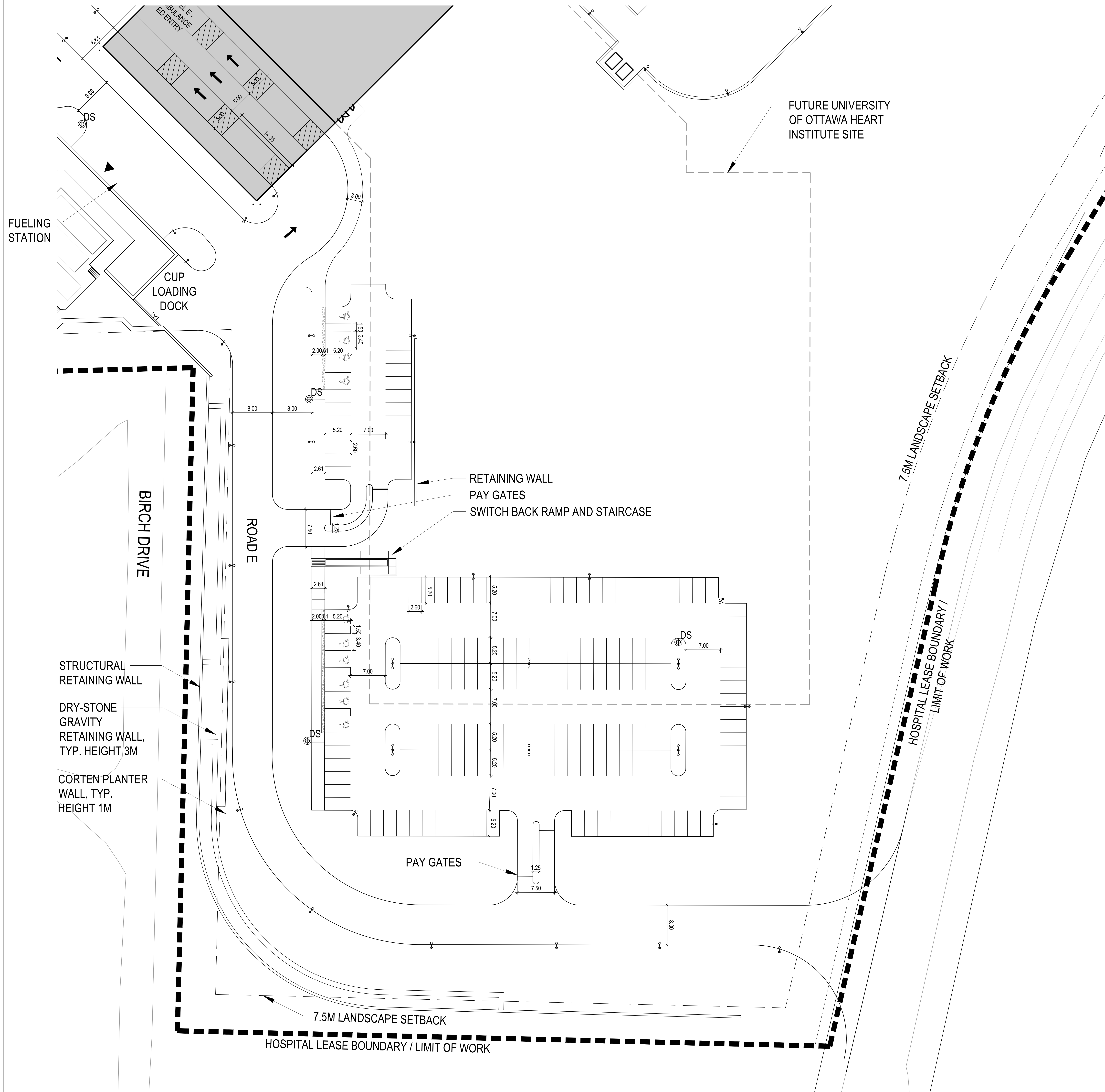
Sheet Number
L-2.2.2.304

Project Status
STAGE 3





THE OTTAWA HOSPITAL
NEW CAMPUS
DEVELOPMENT -
HOSPITAL & CUP



Project Manager	MTI
Project Designer	JEG
Project Architect	JEG
Landscape Architect	JFF/FMS
Civil Engineer	EXF
Structural Engineer	EXF
Mechanical Engineer	Smith + Anderson
Electrical Engineer	Smith + Anderson
Plumbing Engineer	Smith + Anderson
Interior Designer	Collins
Equipment Planner	Collins
Wayfinding	

Sheet Reviewer: Author

MARK	DATE	DESCRIPTION
	2022-09-30	ISSUED FOR PRE-CONSULTATION
	2022-11-30	ISSUED FOR IPC & FLUDA - 1ST SUBMISSION
	2022-12-02	ISSUED FOR 3A1.2

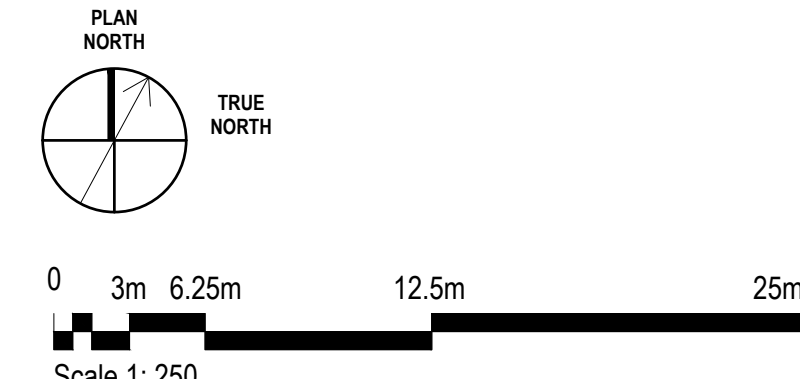
Project Number: 1033382
Original Issue: 04/27/22

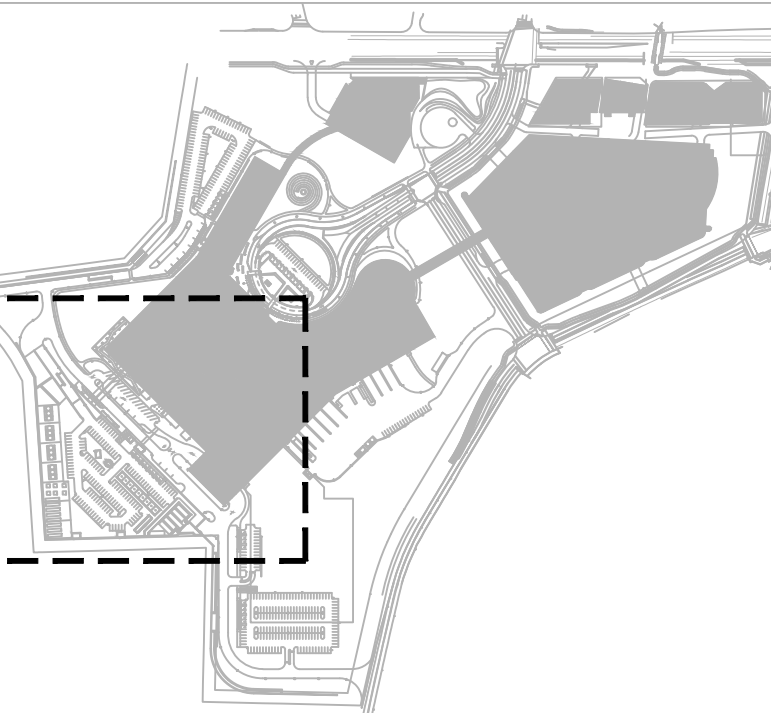
PRELIMINARY
NOT FOR CONSTRUCTION

Sheet Name
SITE LAYOUT
ENLARGEMENT

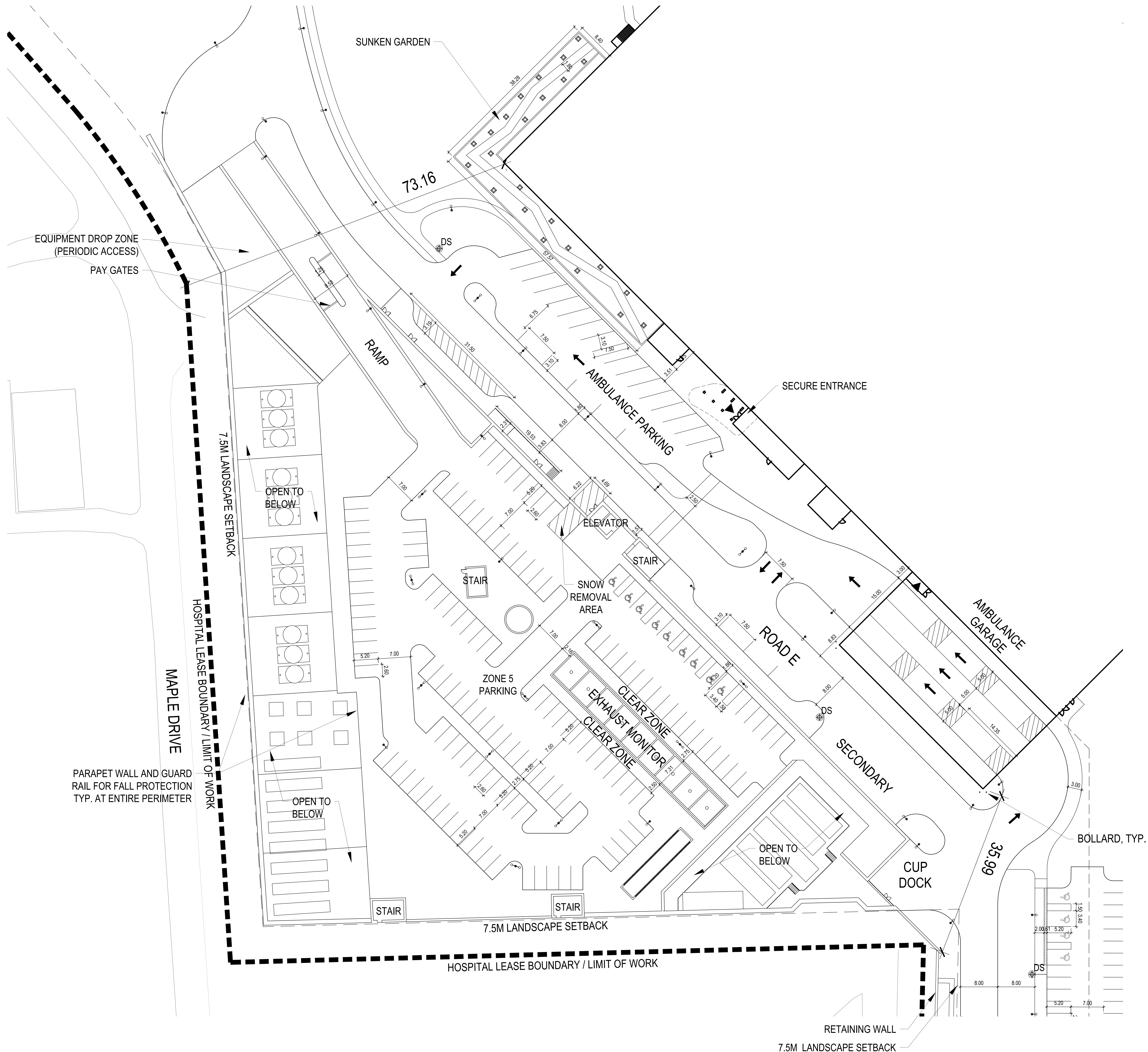
Sheet Number
L-2.2.2.305

Project Status
STAGE 3





THE OTTAWA HOSPITAL
NEW CAMPUS
DEVELOPMENT -
HOSPITAL & CUP



Project Manager	MH
Project Designer	JEG
Project Architect	JEG
Landscape Architect	MJ Fairs
Civil Engineer	EVP
Structural Engineer	EVP
Mechanical Engineer	Smith + Anderson
Electrical Engineer	Smith + Anderson
Plumbing Engineer	Smith + Anderson
Interior Designer	Collins
Equipment Planner	
Wayfinding	

MARK	DATE	DESCRIPTION
	2022-09-30	ISSUED FOR PRE-CONSULTATION
	2022-11-30	ISSUED FOR IPC & FLUDA - 1ST SUBMISSION
	2022-12-02	ISSUED FOR 3A1.2

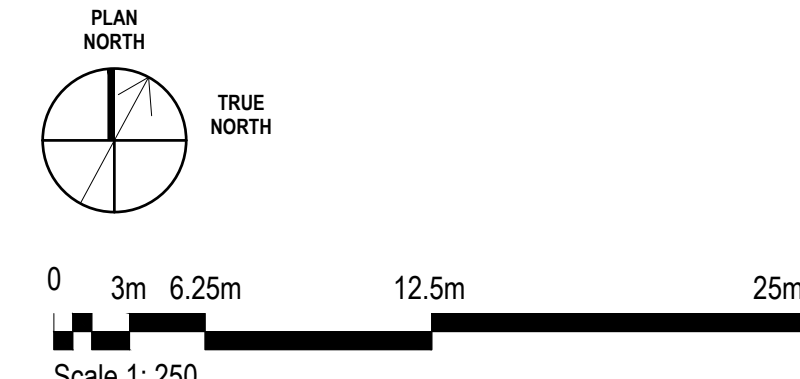
Project Number	1033382
Original Issue	04/27/22

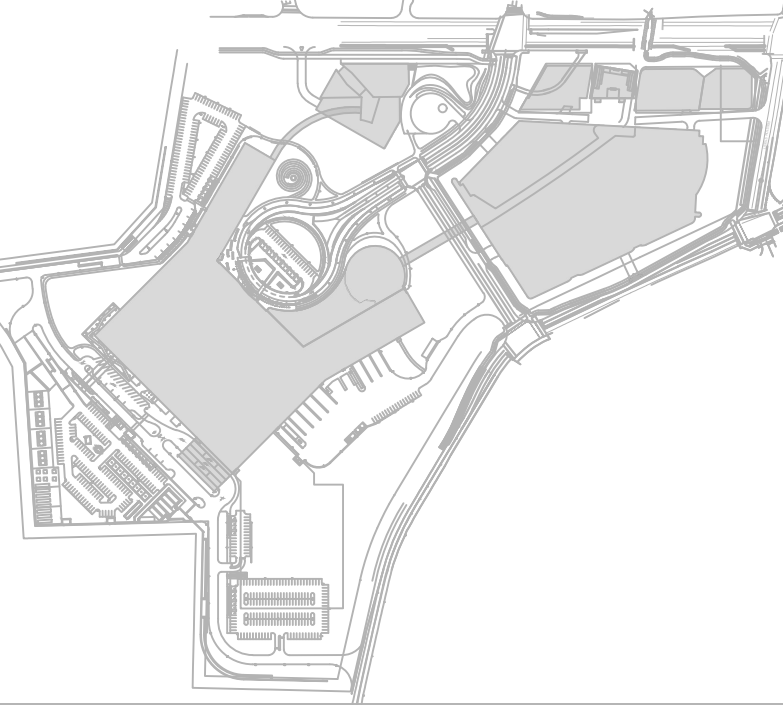
PRELIMINARY
NOT FOR CONSTRUCTION

Sheet Name
**SITE LAYOUT
ENLARGEMENT**

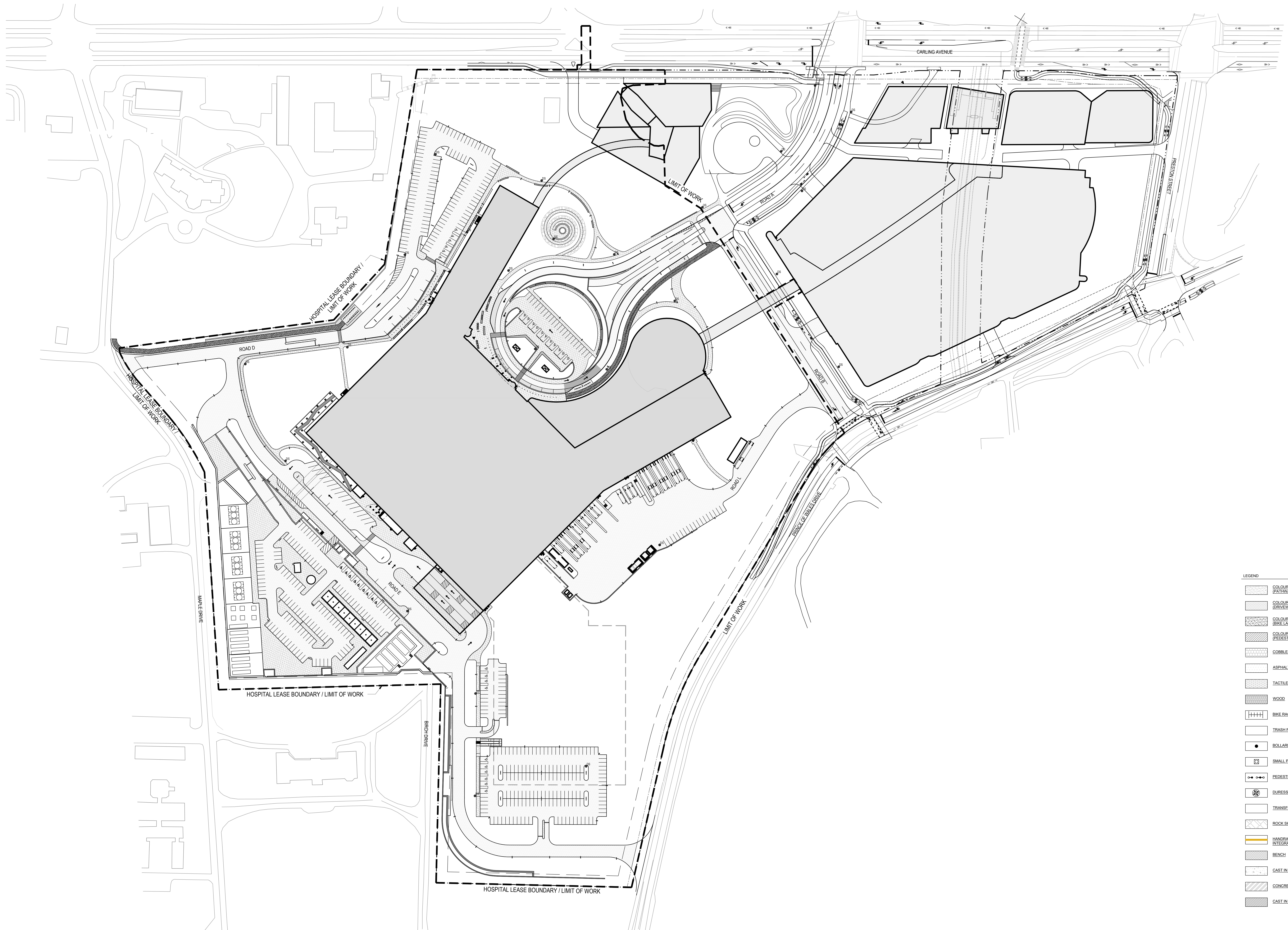
Sheet Number
L-2.2.2.306

Project Status
STAGE 3





THE OTTAWA HOSPITAL
NEW CAMPUS
DEVELOPMENT -
HOSPITAL & CUP



LEGEND

- COLOURED CONCRETE (PATHWAY)
- COLOURED CONCRETE (DRIVEWAY)
- COLOURED CONCRETE (BIKE LANE)
- COLOURED CONCRETE (PEDESTRIAN CROSSING)
- COBBLESTONE
- ASPHALT PAVING
- TACTILE WARNING
- WOOD
- BIKE RACKS
- TRASH RECEPTACLE
- BOLLARD
- SMALL PEDESTRIAN LIGHTS
- PEDESTRIAN STREET LIGHTS
- DURRES STATION
- TRANSFORMER
- ROCK SHINGLES
- HANDRAIL WITH INTEGRATED LED STRIP
- BENCH
- CAST IN PLACE RETAINING WALL
- CONCRETE STAIR
- CAST IN PLACE CONCRETE

Project Manager: MFI
 Project Designer: JEG
 Project Architect: MFI Fife
 Landscape Architect: MFI Fife
 Civil Engineer: EJP
 Structural Engineer: Smith + Anderson
 Mechanical Engineer: Smith + Anderson
 Electrical Engineer: Smith + Anderson
 Plumbing Engineer: Smith + Anderson
 Interior Designer: Collier
 Equipment Planner: Collier
 Wayfinding: Collier

Sheet Reviewer: Author

MARK	DATE	DESCRIPTION
	2022-09-30	ISSUED FOR PRE CONSULTATION
	2022-11-30	ISSUED FOR IPC & FLUDA - 1ST SUBMISSION
	2022-12-02	ISSUED FOR 3A1.2

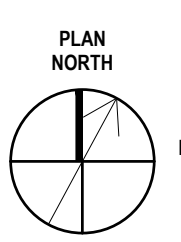
Project Number: 1033982
 Original Issue: 04/27/22

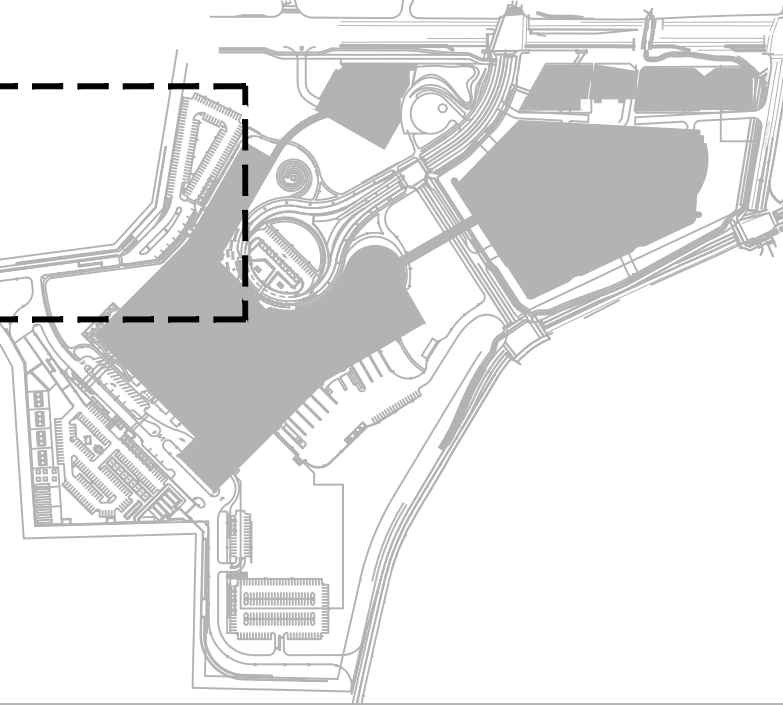
PRELIMINARY
NOT FOR CONSTRUCTION

Sheet Name
OVERALL SITE
MATERIALS PLAN

Sheet Number
L-2.2.2.401

Project Status
STAGE 3



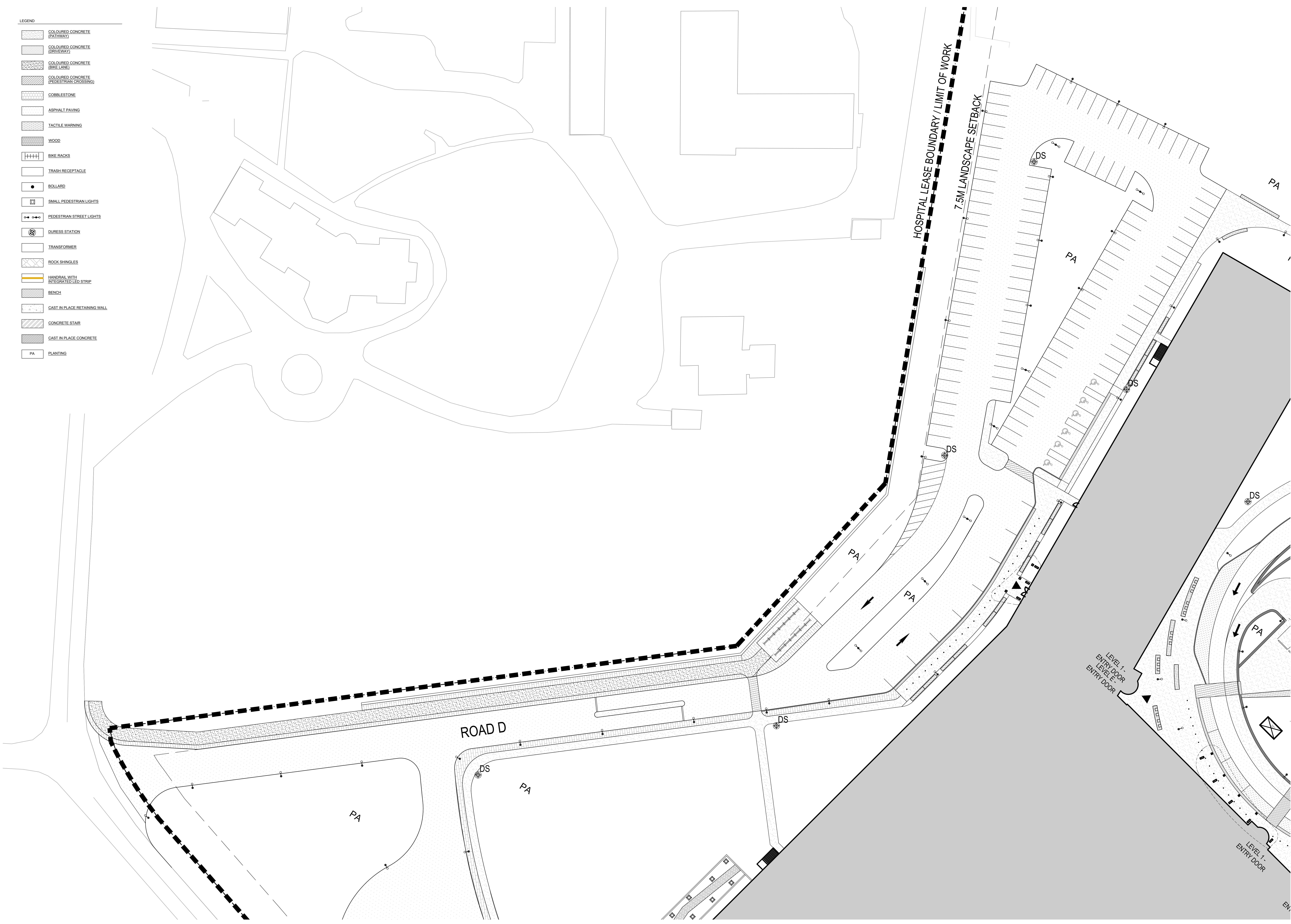


THE OTTAWA HOSPITAL
NEW CAMPUS
DEVELOPMENT -
HOSPITAL & CUP



LEGEND

[Pattern]	COLOURED CONCRETE (PATHWAY)
[Pattern]	COLOURED CONCRETE (DRIVEWAY)
[Pattern]	COLOURED CONCRETE (BIKE LANE)
[Pattern]	COLOURED CONCRETE (PEDESTRIAN CROSSING)
[Pattern]	COBBLESTONE
[Pattern]	ASPHALT PAVING
[Pattern]	TACTILE WARNING
[Pattern]	WOOD
[Pattern]	BIKE RACKS
[Symbol]	TRASH RECEPTACLE
[Symbol]	BOLLARD
[Symbol]	SMALL PEDESTRIAN LIGHTS
[Symbol]	PEDESTRIAN STREET LIGHTS
[Symbol]	DURESS STATION
[Symbol]	TRANSFORMER
[Pattern]	ROCK SHINGLES
[Pattern]	HANDRAIL WITH INTEGRATED LED STRIP
[Symbol]	BENCH
[Symbol]	CAST IN PLACE RETAINING WALL
[Symbol]	CONCRETE STAIR
[Symbol]	CAST IN PLACE CONCRETE
[Symbol]	PA PLANTING



Project Manager	MH
Project Designer	JEG
Project Architect	MJ Fairs
Landscape Architect	MJ Fairs
Civil Engineer	EVF
Structural Engineer	EVF
Mechanical Engineer	Smith + Anderson
Electrical Engineer	Smith + Anderson
Plumbing Engineer	Smith + Anderson
Interior Designer	Colliers
Equipment Planner	Colliers
Wayfinding	Colliers

Sheet Reviewer	Author	
MARK	DATE	DESCRIPTION
2022-09-30		ISSUED FOR PRE-CONSULTATION
2022-11-30		ISSUED FOR IPC & FLUDA - 1ST SUBMISSION
2022-12-02		ISSUED FOR 3A1.2

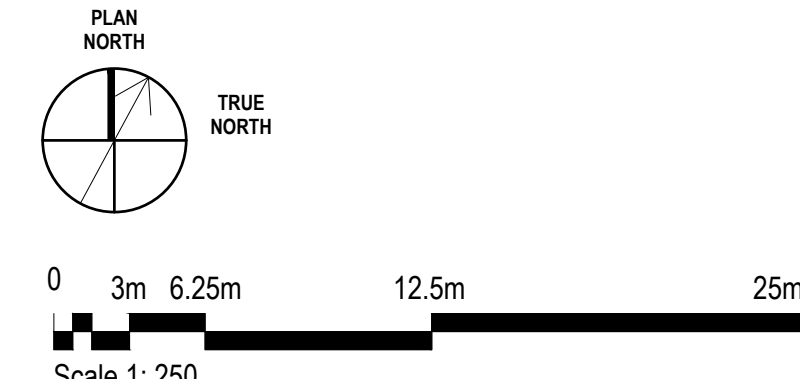
Project Number	1033382
Original Issue	04/27/22

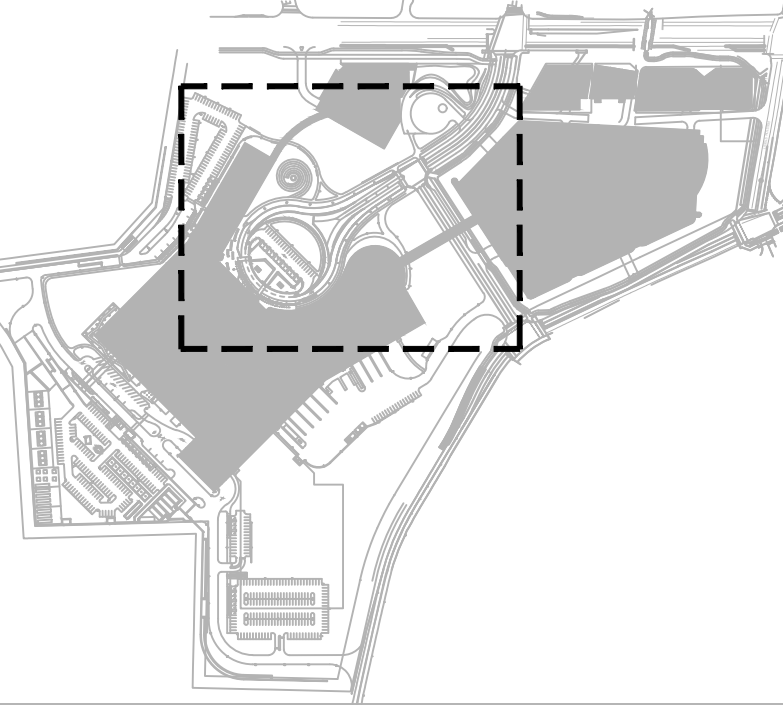
PRELIMINARY
NOT FOR CONSTRUCTION

SITE MATERIALS
ENLARGEMENT

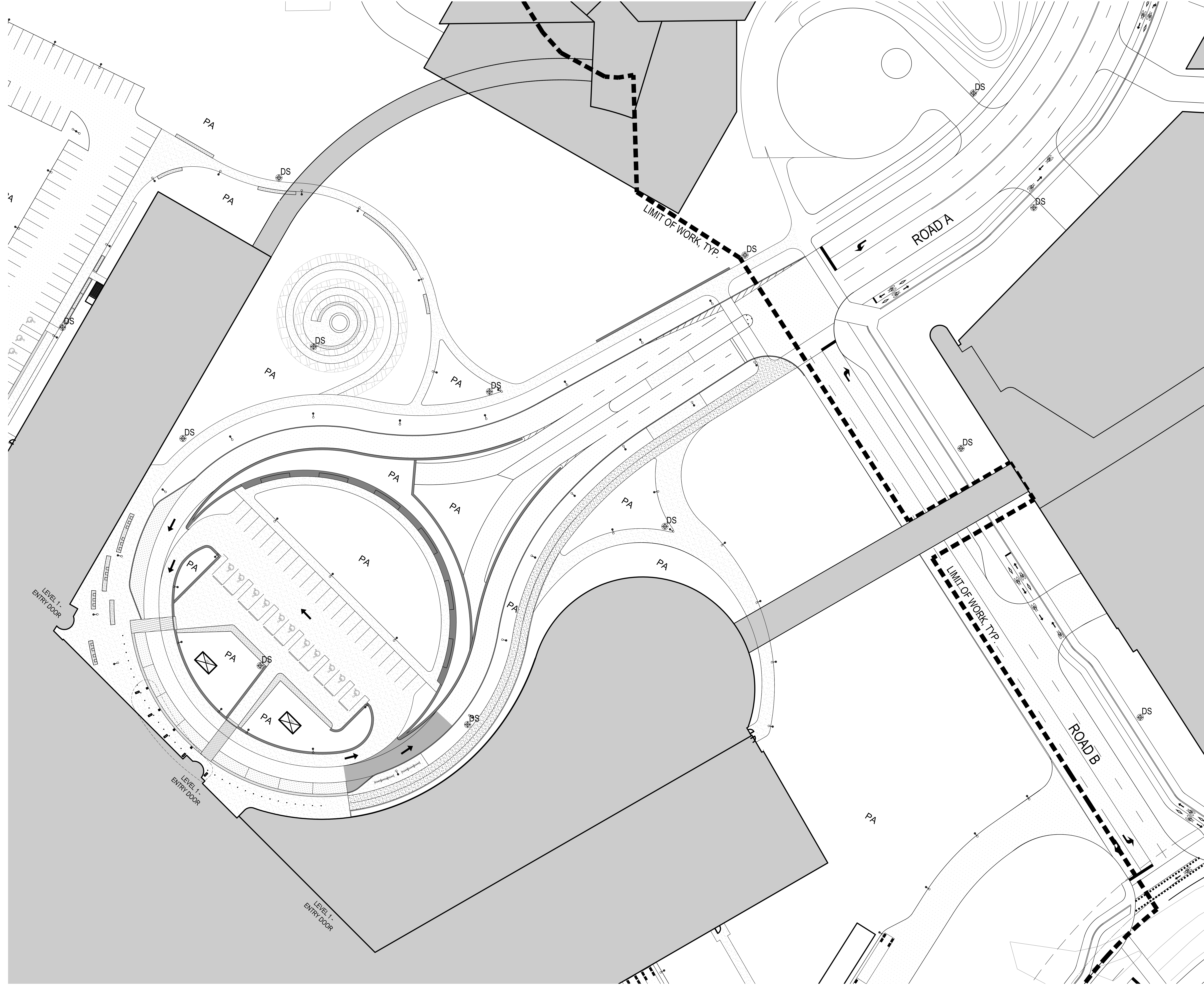
Sheet Number
L-2.2.2.402

Project Status
STAGE 3





THE OTTAWA HOSPITAL
NEW CAMPUS
DEVELOPMENT -
HOSPITAL & CUP



LEGEND

- COLOURED CONCRETE (PATHWAY)
- COLOURED CONCRETE (DRIVE/WALK)
- COLOURED CONCRETE (BIKE LANE)
- COLOURED CONCRETE (PEDESTRIAN CROSSING)
- COBBLESTONE
- ASPHALT PAVING
- TACTILE WARNING
- WOOD
- BIKE RACKS
- TRASH RECEPTACLE
- BOLLARD
- SMALL PEDESTRIAN LIGHTS
- PEDESTRIAN STREET LIGHTS
- CURBSIDE STATION
- TRANSFORMER
- ROCK SHINGLES
- HANDRAIL WITH INTEGRATED LED STRIP
- BENCH
- CAST IN PLACE RETAINING WALL
- CONCRETE STAIR
- CAST IN PLACE CONCRETE

PLAN NORTH
TRUE NORTH

0 3m 6.25m 12.5m 25m
Scale 1:250

Project Manager	MH
Project Designer	JEG
Project Architect	MJ Fife
Landscape Architect	EVF
Civil Engineer	Smith + Anderson
Structural Engineer	Smith + Anderson
Mechanical Engineer	Smith + Anderson
Electrical Engineer	Smith + Anderson
Plumbing Engineer	Smith + Anderson
Interior Designer	Colliers
Equipment Planner	
Wayfinding	

MARK	DATE	DESCRIPTION
	2022-09-30	ISSUED FOR PRE-CONSULTATION
	2022-11-30	ISSUED FOR IPC & FLUDA - 1ST SUBMISSION
	2022-12-02	ISSUED FOR 3A1.2

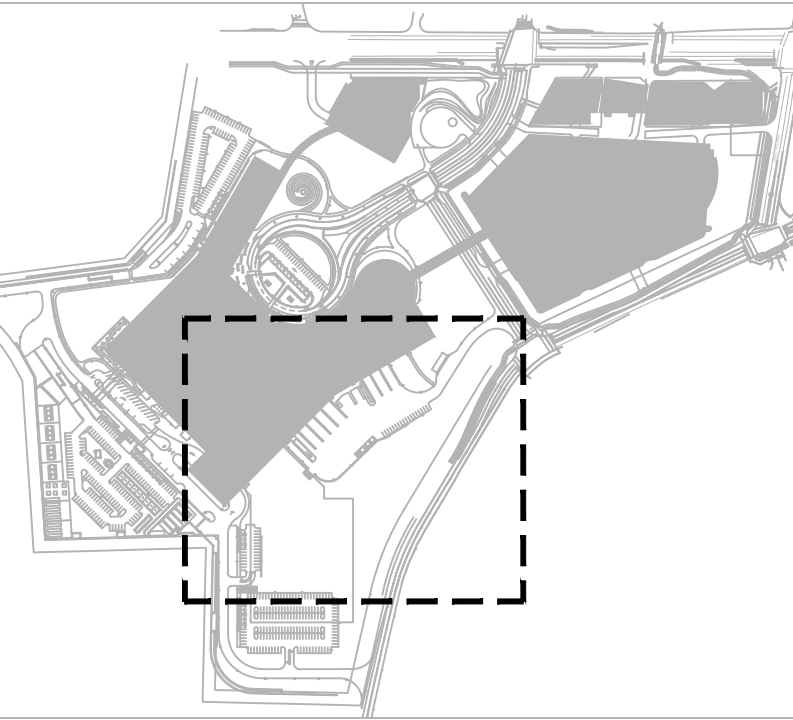
Project Number	1033982
Original Issue	04/2/22

PRELIMINARY
NOT FOR CONSTRUCTION

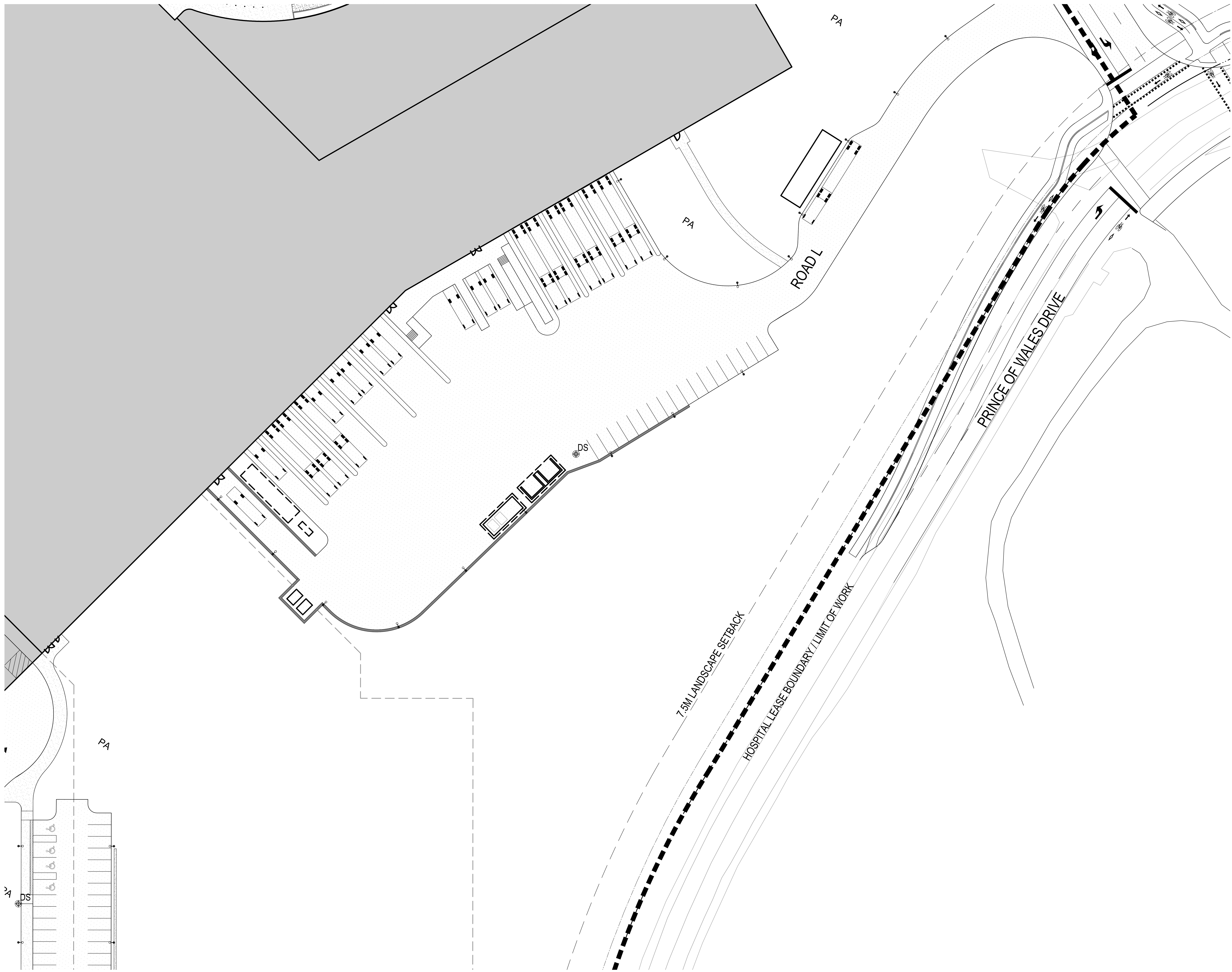
Sheet Name
**SITE MATERIALS
ENLARGEMENT**

Sheet Number
L-2.2.2.403

Project Status
STAGE 3

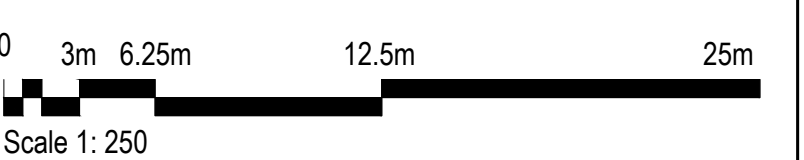
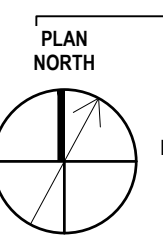


THE OTTAWA HOSPITAL
NEW CAMPUS
DEVELOPMENT -
HOSPITAL & CUP



LEGEND

- COLOURED CONCRETE (PATHWAY)
- COLOURED CONCRETE (DRIVEWAY)
- COLOURED CONCRETE (BIKE LANE)
- COLOURED CONCRETE (PEDESTRIAN CROSSING)
- COBBLESTONE
- ASPHALT PAVING
- TACTILE WARNING
- WOOD
- BIKE RACKS
- TRASH RECEPTACLE
- BOLLARD
- SMALL PEDESTRIAN LIGHTS
- PEDESTRIAN STREET LIGHTS
- CURBLESS STATION
- TRANSFORMER
- ROCK SHINGLES
- HANDRAIL WITH INTEGRATED LED STRIP
- BENCH
- CAST IN PLACE RETAINING WALL
- CONCRETE STAIR
- CAST IN PLACE CONCRETE



Project Manager	MM
Project Designer	JEG
Project Architect	JEG
Landscape Architect	MJ Fife
Civil Engineer	Civil Engineer
Structural Engineer	ENV
Mechanical Engineer	Smith + Anderson
Electrical Engineer	Smith + Anderson
Plumbing Engineer	Smith + Anderson
Interior Designer	Interior Designer
Equipment Planner	Collins
Wayfinding	

Sheet Reviewer: Author

MARK	DATE	DESCRIPTION
	2022-09-30	ISSUED FOR PRE-CONSULTATION
	2022-11-30	ISSUED FOR IPC & FLUDA - 1ST SUBMISSION
	2022-12-02	ISSUED FOR 3A1.2

Project Number: 1033382
Original Issue: 04/2/22

PRELIMINARY
NOT FOR CONSTRUCTION

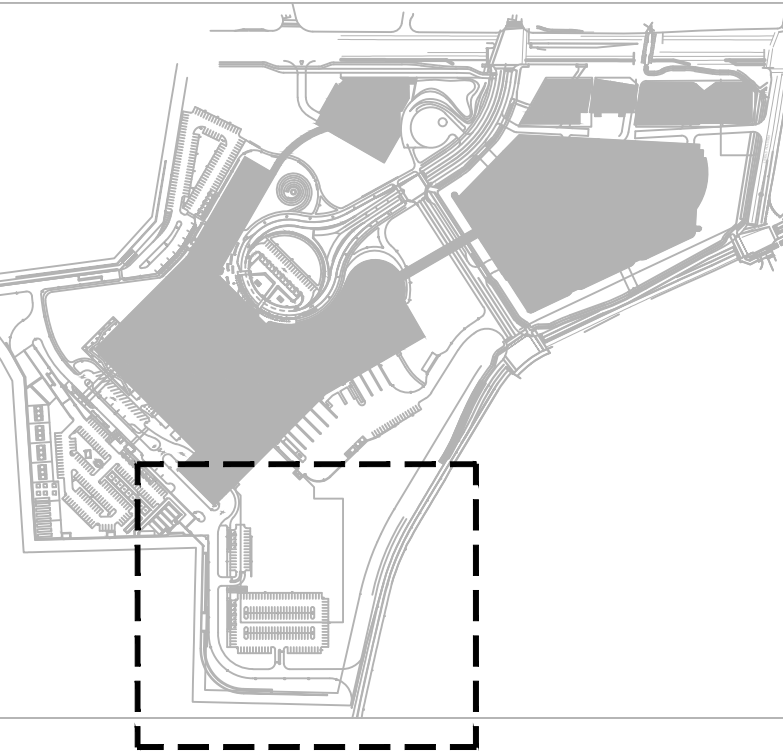
Sheet Name

SITE MATERIALS
ENLARGEMENT

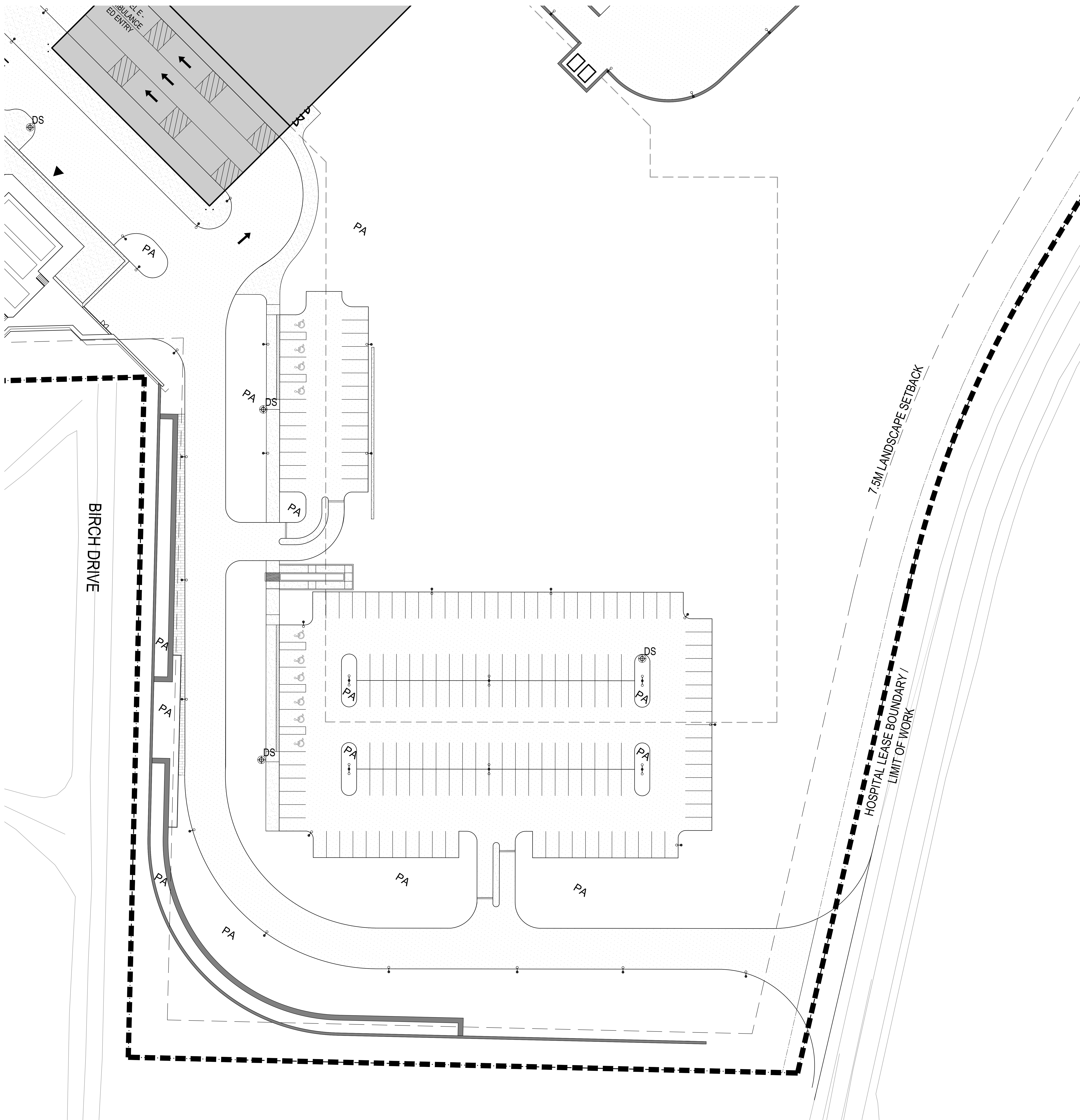
Sheet Number

L-2.2.2.404

Project Status
STAGE 3

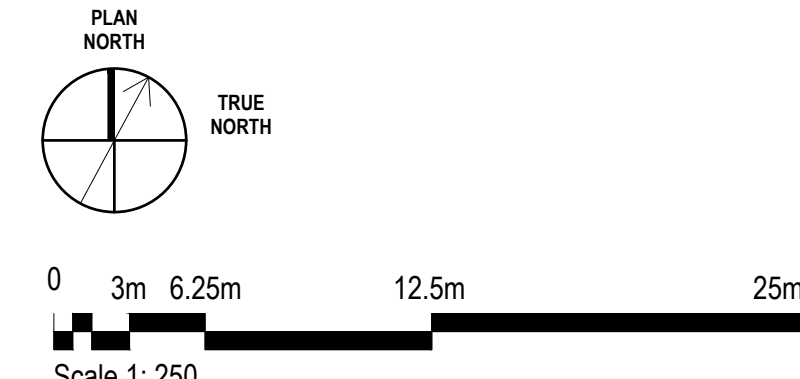


THE OTTAWA HOSPITAL
NEW CAMPUS
DEVELOPMENT -
HOSPITAL & CUP



LEGEND

	COLOURED CONCRETE (PATHWAY)
	COLOURED CONCRETE (DRIVE/WALK)
	COLOURED CONCRETE (BIKE LANE)
	COLOURED CONCRETE (PEDESTRIAN CROSSING)
	COBBLESTONE
	ASPHALT PAVING
	TACTILE WARNING
	WOOD
	BIKE RACKS
	TRASH RECEPTACLE
	BOLLARD
	SMALL PEDESTRIAN LIGHTS
	PEDESTRIAN STREET LIGHTS
	CURBLESS STATION
	TRANSFORMER
	ROCK SHINGLES
	HANDRAIL WITH INTEGRATED LED STRIP
	BENCH
	CAST IN PLACE RETAINING WALL
	CONCRETE STAIR
	CAST IN PLACE CONCRETE



Project Manager	MT
Project Designer	JEG
Landscape Architect	WJF
Civil Engineer	EVF
Structural Engineer	SM
Mechanical Engineer	SM
Electrical Engineer	SM
Plumbing Engineer	SM
Interior Designer	SM
Equipment Planner	SM
Wayfinding	SM

Sheet Reviewer	Author	
MARK	DATE	DESCRIPTION
	2022-09-30	ISSUED FOR PRE-CONSULTATION
	2022-11-30	ISSUED FOR IPC & FLUDA - 1ST SUBMISSION
	2022-12-02	ISSUED FOR JAI-2

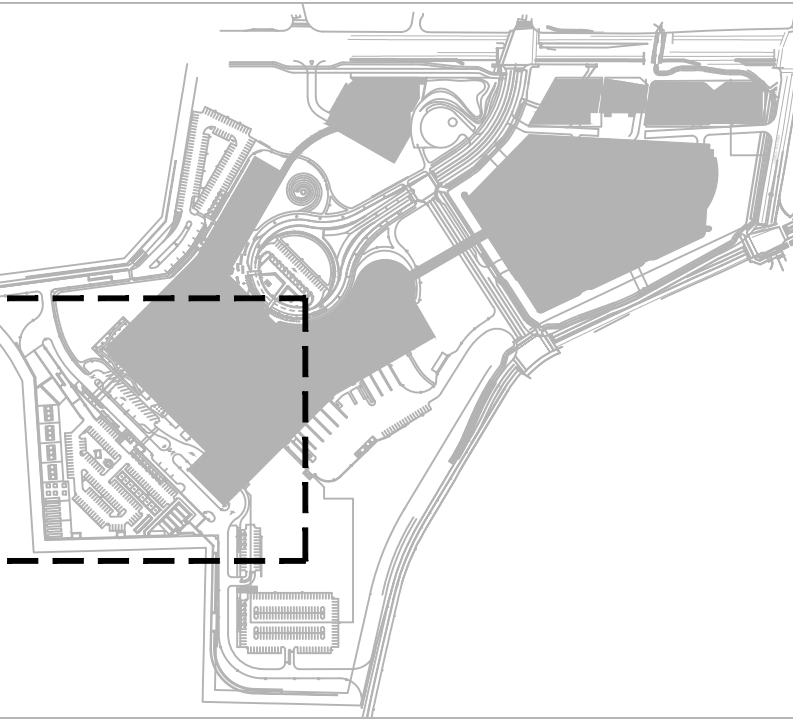
Project Number	1033382
Original Issue	04/2/22

PRELIMINARY
NOT TO BE CONSTRUCTED

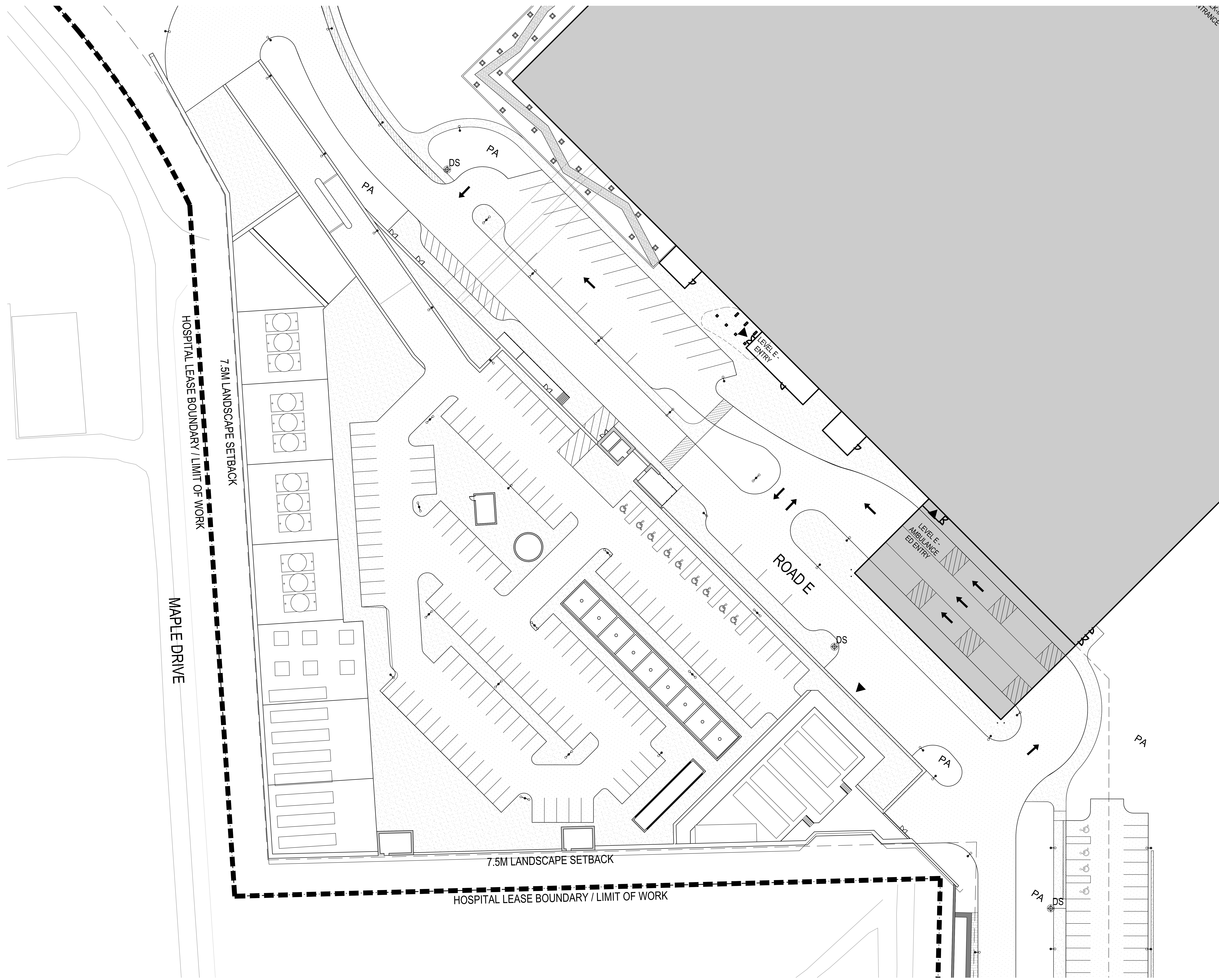
Sheet Name
**SITE MATERIALS
ENLARGEMENT**

Sheet Number
L-2.2.2.405

Project Status
STAGE 3

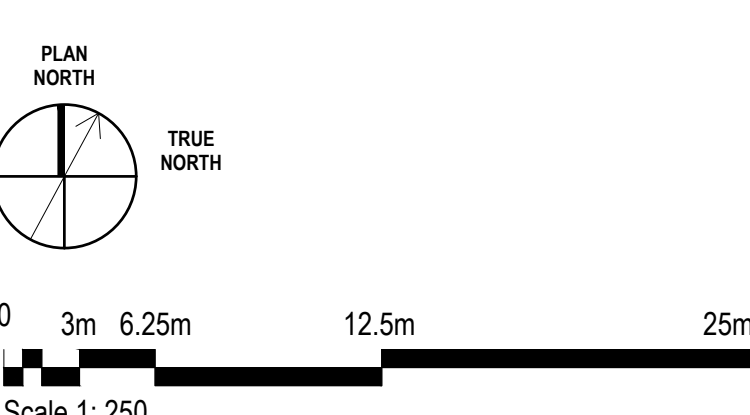


THE OTTAWA HOSPITAL
NEW CAMPUS
DEVELOPMENT -
HOSPITAL & CUP



LEGEND

	COLOURED CONCRETE (PATHWAY)
	COLOURED CONCRETE (DRIVEWAY)
	COLOURED CONCRETE (BRICK LANE)
	COLOURED CONCRETE (PEDESTRIAN CROSSING)
	COBBLESTONE
	ASPHALT PAVING
	TACTILE WARNING
	WOOD
	BIKE RACKS
	TRASH RECEPTACLE
	BOLLARD
	SMALL PEDESTRIAN LIGHTS
	PEDESTRIAN STREET LIGHTS
	CURBSIDE STATION
	TRANSFORMER
	ROCK SHINGLES
	HANDRAIL WITH INTEGRATED LED STRIP
	BENCH
	CAST IN PLACE RETAINING WALL
	CONCRETE STAIR
	CAST IN PLACE CONCRETE



Project Manager	MT
Project Designer	JEG
Project Architect	JFF/Fate
Landscape Architect	EVF
Civil Engineer	Smith + Anderson
Structural Engineer	Smith + Anderson
Mechanical Engineer	Smith + Anderson
Electrical Engineer	Smith + Anderson
Plumbing Engineer	Smith + Anderson
Interior Designer	Collins
Equipment Planner	
Wayfinding	

Sheet Reviewer	Author	
MARK	DATE	DESCRIPTION
	2022-09-30	ISSUED FOR PRE-CONSULTATION
	2022-11-30	ISSUED FOR IPC & FLUDA - 1ST SUBMISSION
	2022-12-02	ISSUED FOR 3A1.2

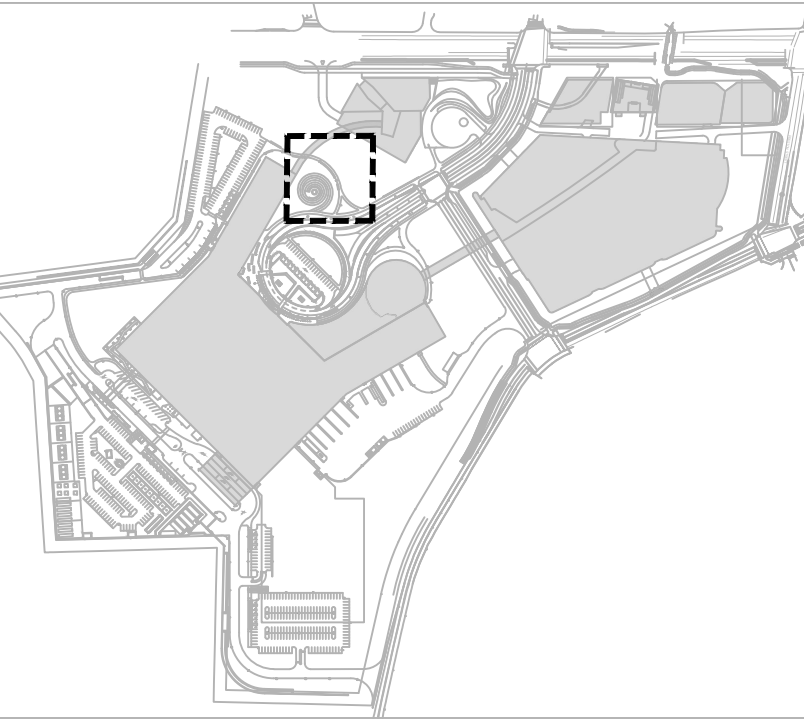
Project Number	1033382
Original Issue	04/2/22

PRELIMINARY
NOT TO BE CONSIDERED

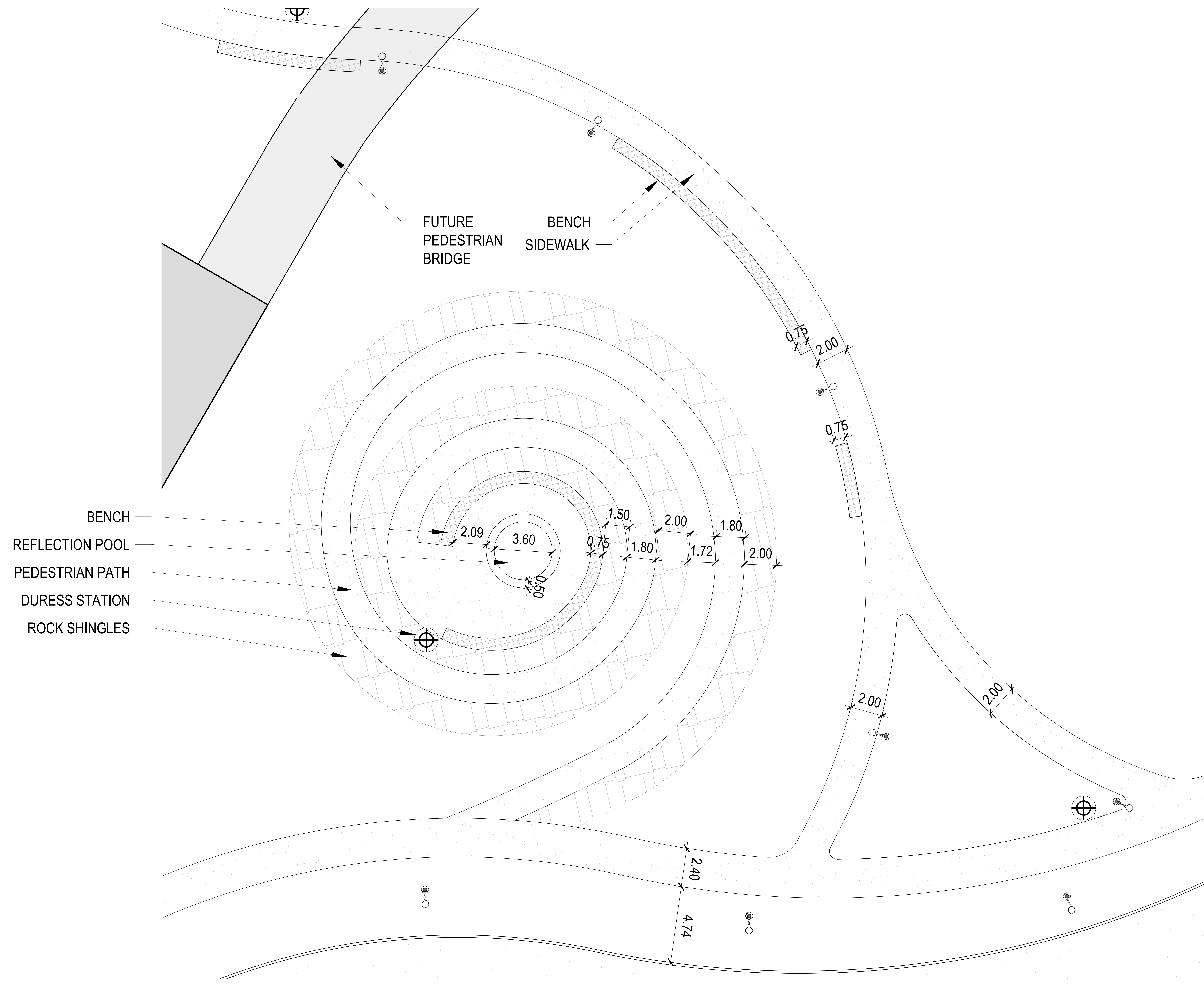
Sheet Name
**SITE MATERIALS
ENLARGEMENT**

Sheet Number
L-2.2.2.406

Project Status
STAGE 3



THE OTTAWA HOSPITAL
NEW CAMPUS
DEVELOPMENT -
HOSPITAL & CUP



Project Manager	MS
Project Designer	JEG
Project Architect	JEG
Landscape Architect	JFF/FMS
Civil Engineer	Civil Engineer
Structural Engineer	ESR
Mechanical Engineer	Smith + Anderson
Electrical Engineer	Smith + Anderson
Plumbing Engineer	Smith + Anderson
Interior Designer	Interior Designer
Equipment Planner	Collins
Writing	

Sheet Reviewer: Author

MARK	DATE	DESCRIPTION
	2022-09-30	ISSUED FOR PRE-CONSULTATION
	2022-11-30	ISSUED FOR IPC & FLUIDA - 1ST SUBMISSION
	2022-12-02	ISSUED FOR JAL-2

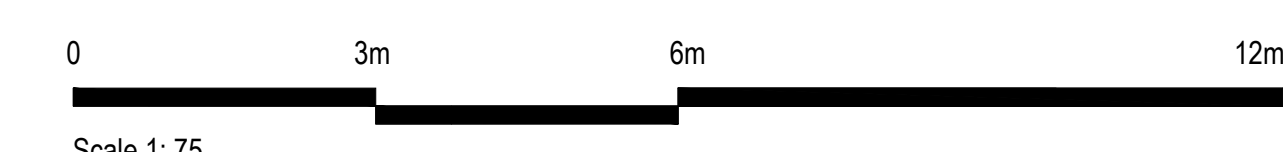
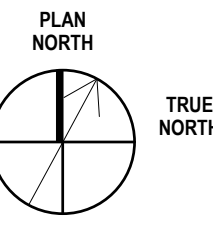
Project Number	10333862
Original Issue	04/27/22

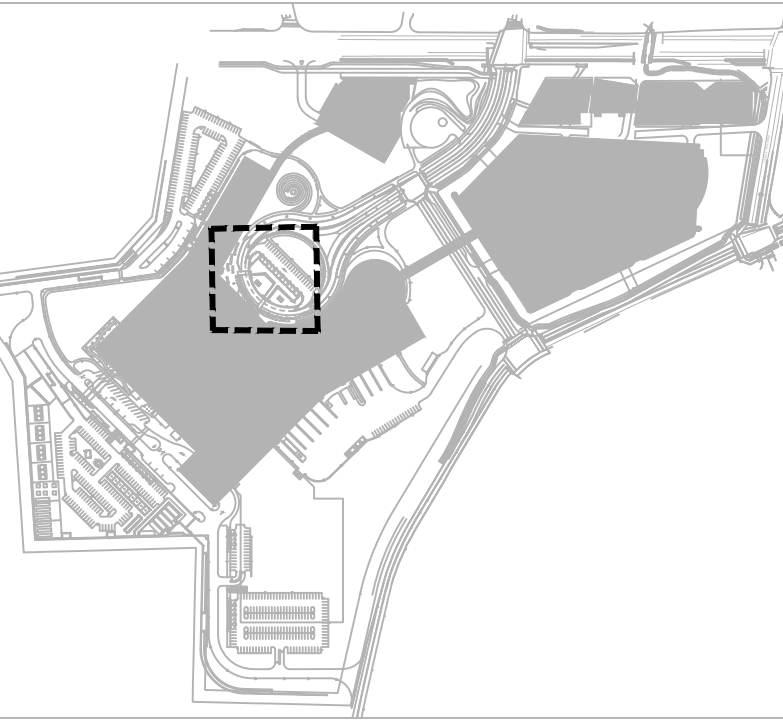
PRELIMINARY
NOT FOR CONSTRUCTION

Sheet Name
**CONTEMPLATION
GARDEN ENLARGEMENT**

Sheet Number
L-2.2.2.451

Project Status
STAGE 3





BUS PARKING
PRECAST CONCRETE
SEAT WALL WITH
WOOD BENCH SEATS

LEVEL 1
ENTRY DOOR

LIGHT POLE
BOLLARD
CANOPY COLUMN

LEVEL 1
ENTRY DOOR

CROSSWALK
RETAINING WALL

CONCRETE BENCH
DURESS STATION

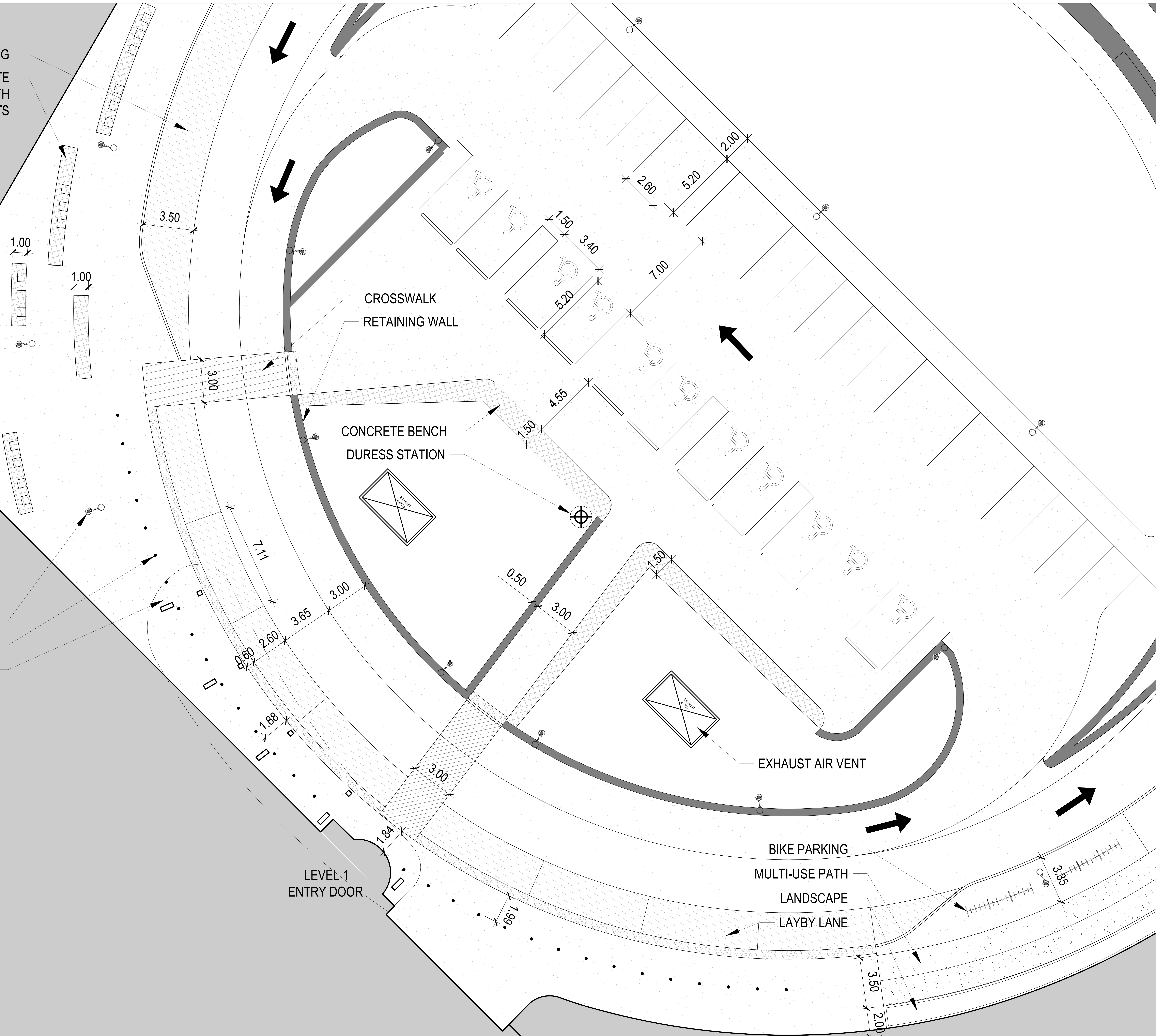
EXHAUST AIR VENT

BIKE PARKING

MULTI-USE PATH

LANDSCAPE

LAYBY LANE



Project Manager	MH
Project Designer	JEG
Project Architect	JEG
Landscape Architect	MJ Fairs
Civil Engineer	EMF
Structural Engineer	EMF
Mechanical Engineer	Smith + Anderson
Electrical Engineer	Smith + Anderson
Plumbing Engineer	Smith + Anderson
Interior Designer	Collins
Equipment Planner	Collins
Wayfinding	

Sheet Reviewer: Author

MARK	DATE	DESCRIPTION
	2022-09-30	ISSUED FOR PRE-CONSULTATION
	2022-11-30	ISSUED FOR IPC & FLUIDA - 1ST SUBMISSION
	2022-12-02	ISSUED FOR 3A1.2

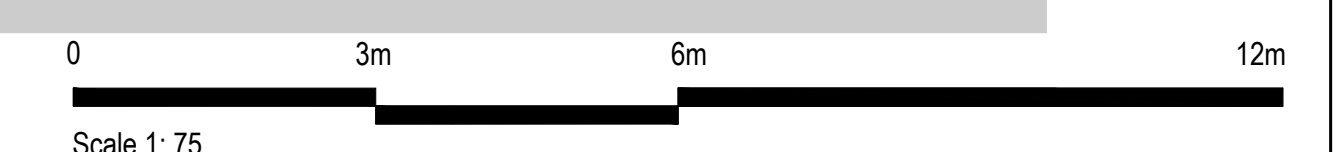
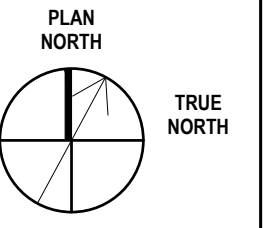
Project Number	1033382
Original Issue	04/27/22

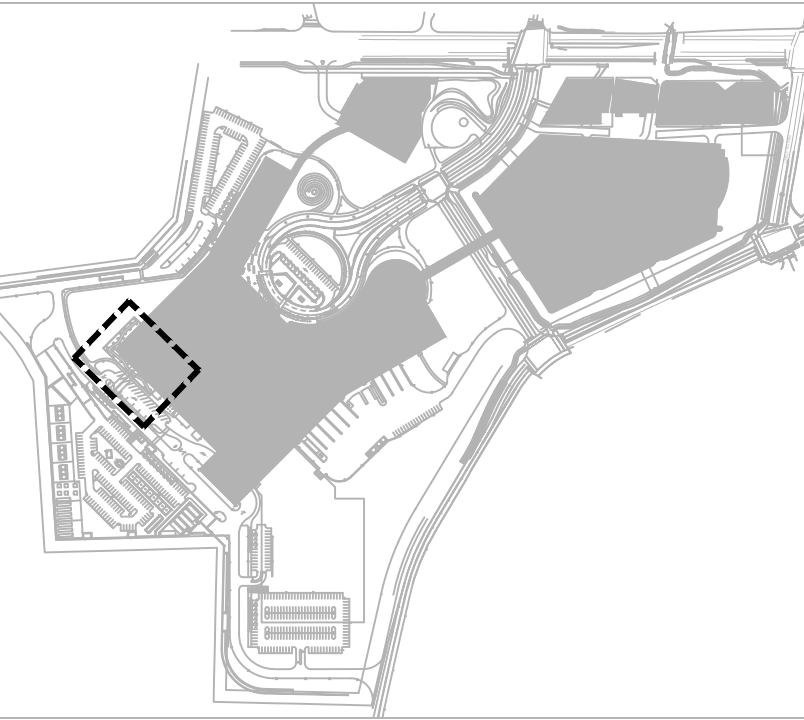
PRELIMINARY
NOT TO BE CONSIDERED

Sheet Name
**MAIN ENTRY
ENLARGEMENT**

Sheet Number
L-2.2.2.452

Project Status
STAGE 3





THE OTTAWA HOSPITAL
NEW CAMPUS
DEVELOPMENT -
HOSPITAL & CUP



Project Manager	MTI
Project Designer	JEG
Project Architect	JEG
Landscape Architect	WJF/Fahs
Civil Engineer	EJP
Structural Engineer	SMH + Anderson
Mechanical Engineer	SMH + Anderson
Electrical Engineer	SMH + Anderson
Plumbing Engineer	SMH + Anderson
Interior Designer	Colliers
Equipment Planner	
Wayfinding	

Sheet Reviewer: Author

MARK	DATE	DESCRIPTION
	2022-09-30	ISSUED FOR PRE-CONSULTATION
	2022-11-30	ISSUED FOR IPC & FLUIDA - 1ST SUBMISSION
	2022-12-02	ISSUED FOR 3A1.2

Project Number: 10333982
Original Issue: 04/27/22

PRELIMINARY
NOT FOR CONSTRUCTION

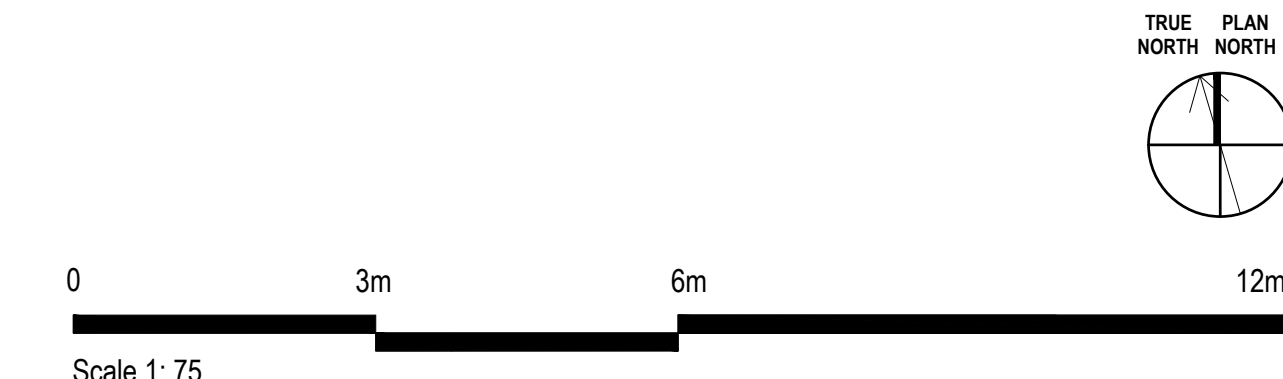
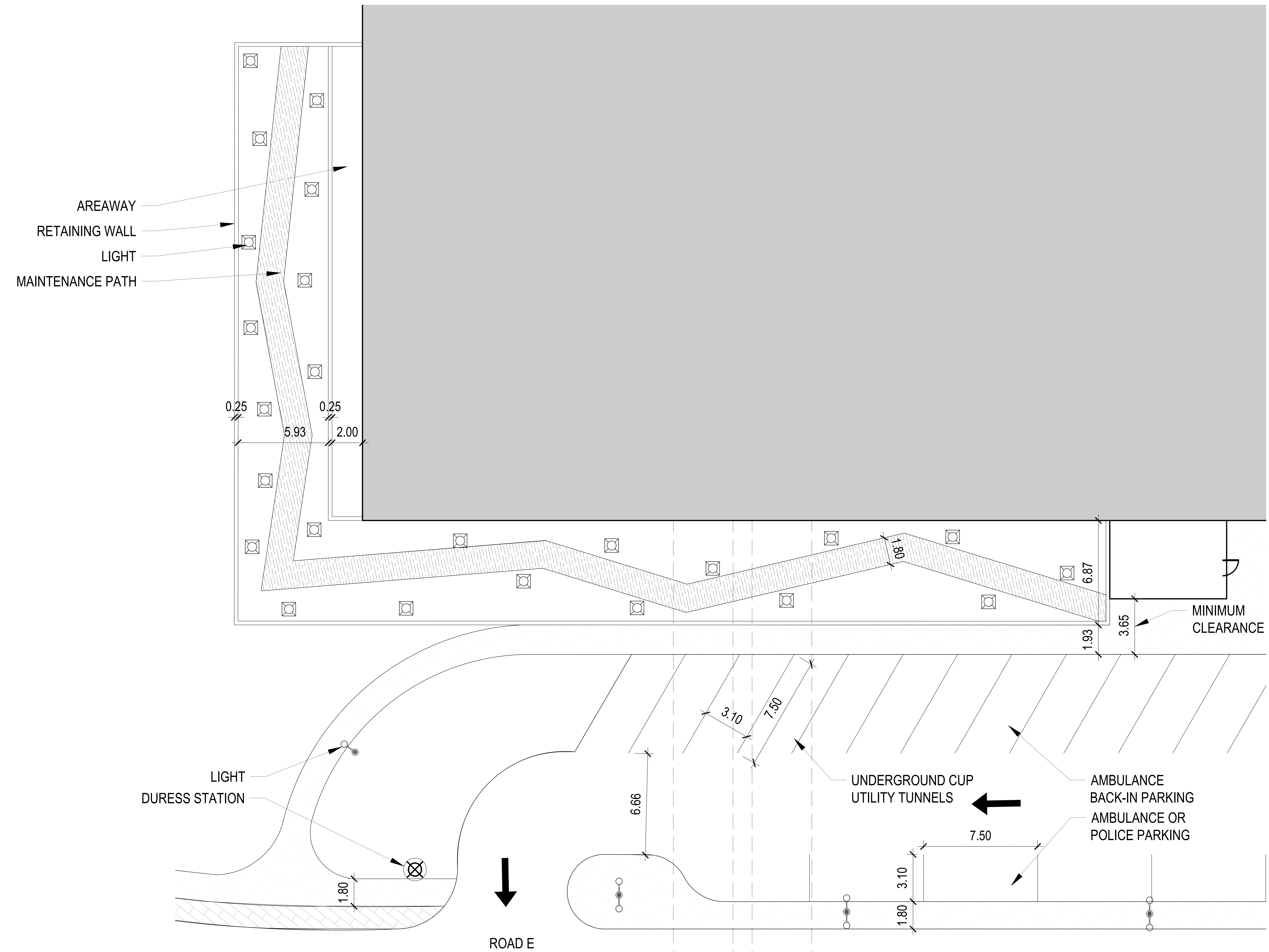
Sheet Name:

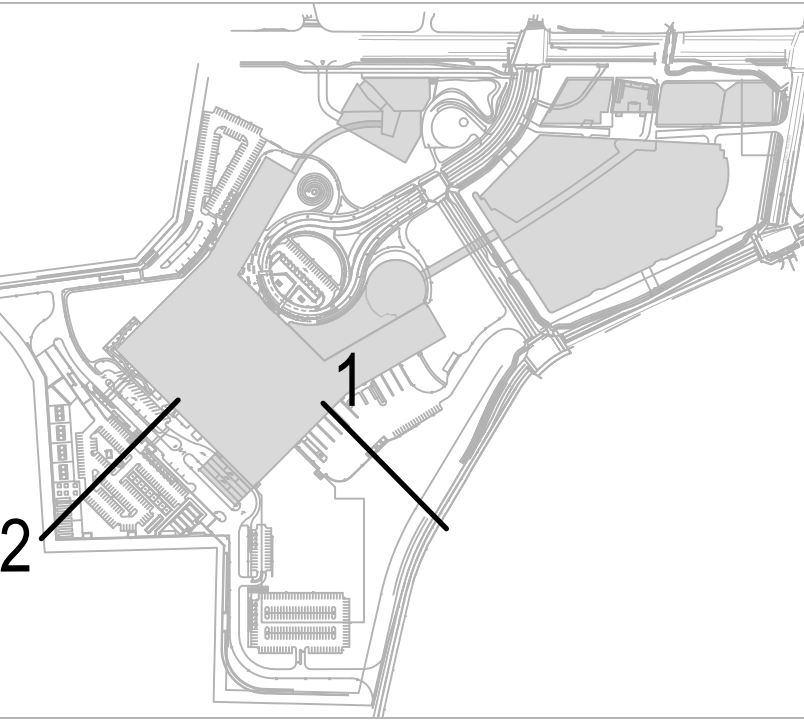
SUNKEN GARDEN
ENLARGEMENT

Sheet Number:

L-2.2.2.453

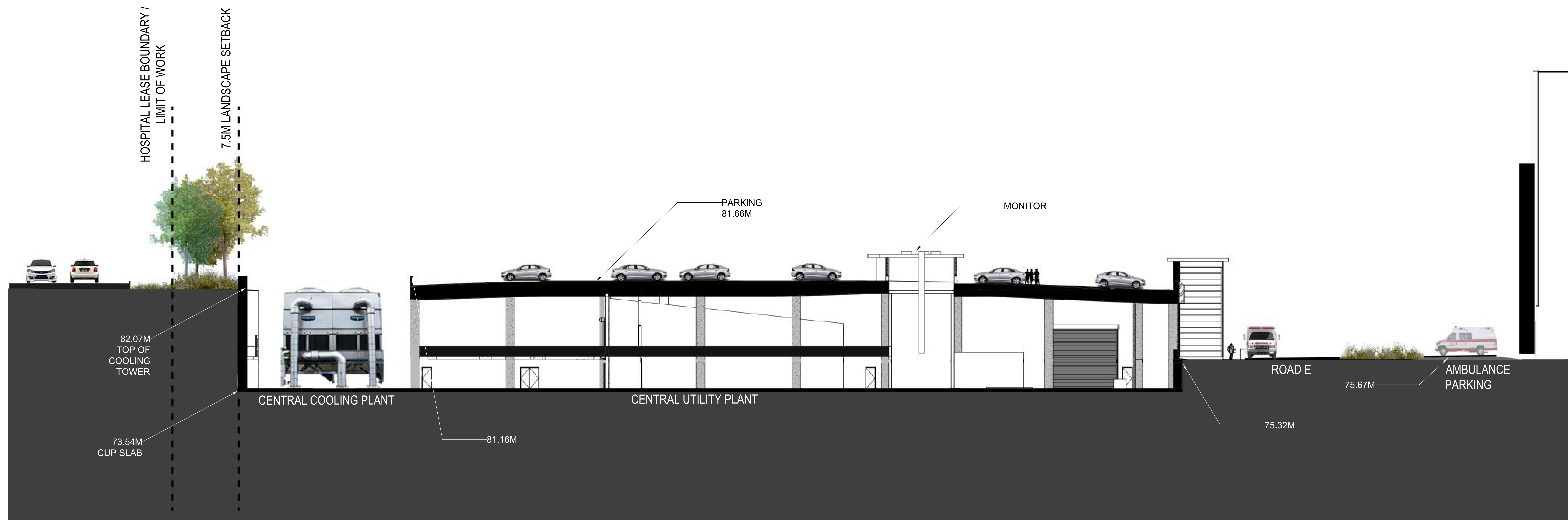
Project Status:
STAGE 3





01. EAST LOADING DOCK SECTION

SCALE 1:60



02. CUP SECTION

SCALE 1:75

Project Manager	MM
Project Designer	JEG
Project Architect	JEG
Landscape Architect	M-F Fairs
Civil Engineer	EVP
Structural Engineer	EVP
Mechanical Engineer	Smith + Anderson
Electrical Engineer	Smith + Anderson
Plumbing Engineer	Smith + Anderson
Interior Designer	Collins
Equipment Planner	
Wayfinding	

Sheet Reviewer: Author

MARK	DATE	DESCRIPTION
	2022-09-30	ISSUED FOR PRE-CONSULTATION
	2022-11-30	ISSUED FOR IPC & FLUDA - 1ST SUBMISSION
	2022-12-02	ISSUED FOR 3A1.2

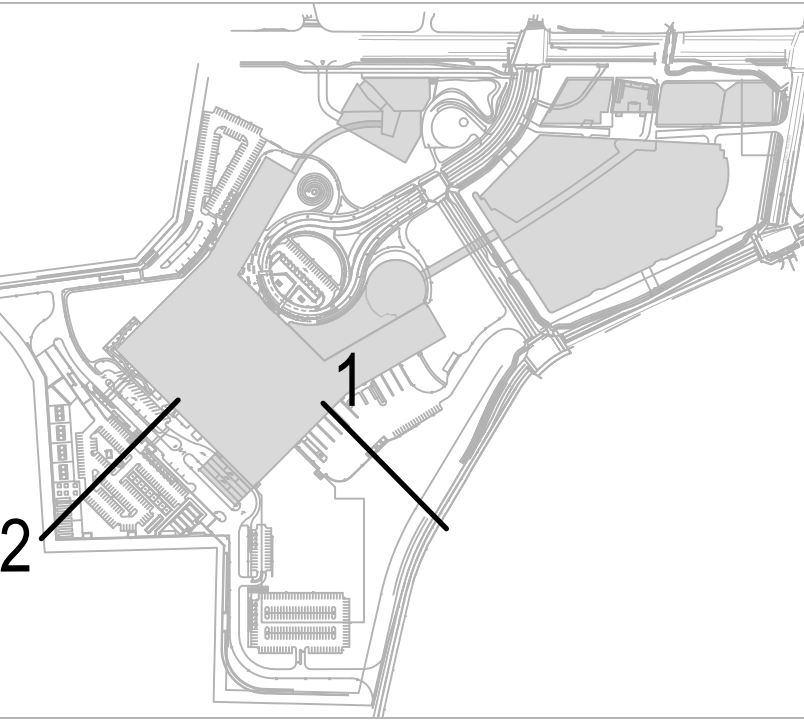
Project Number: 1033382
Original Issue: 04/2/22

PRELIMINARY
NOT FOR CONSTRUCTION

Sheet Name
SITE SECTIONS

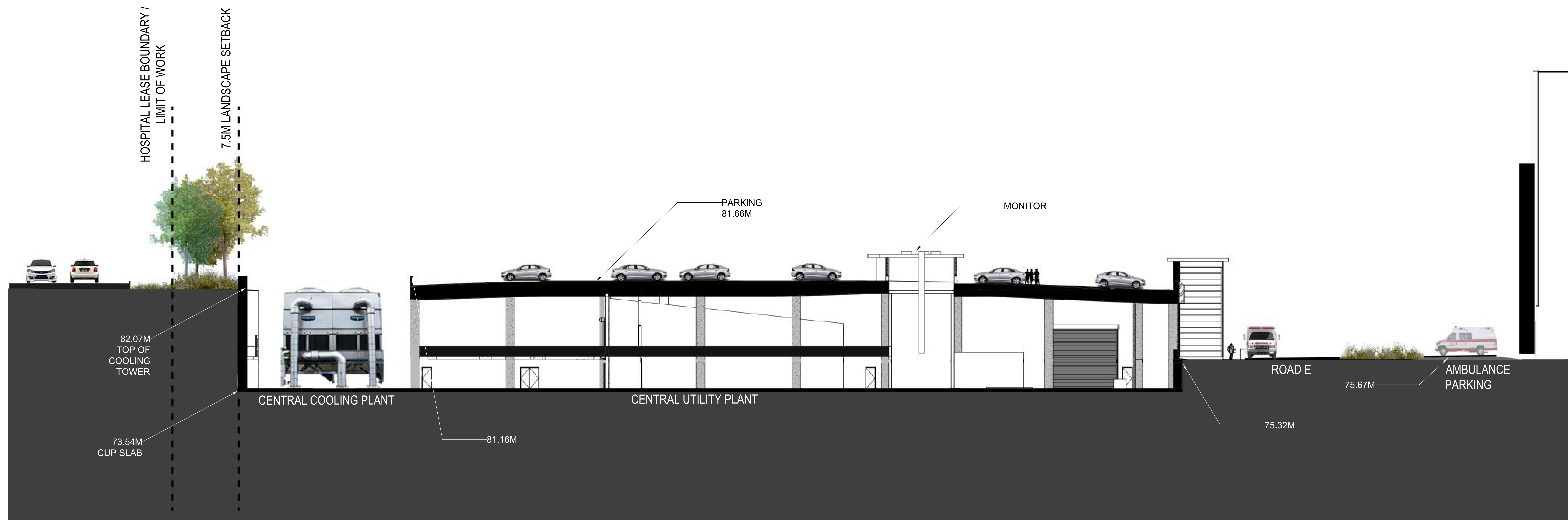
Sheet Number
L-2.2.2.502

Project Status
STAGE 3



01. EAST LOADING DOCK SECTION

SCALE 1:60



02. CUP SECTION

SCALE 1:75

Project Manager	MM
Project Designer	JEG
Project Architect	JEG
Landscape Architect	M-F Fairs
Civil Engineer	EJP
Structural Engineer	EJP
Mechanical Engineer	Smith + Anderson
Electrical Engineer	Smith + Anderson
Plumbing Engineer	Smith + Anderson
Interior Designer	Collins
Equipment Planner	
Wayfinding	

Sheet Reviewer: Author

MARK	DATE	DESCRIPTION
	2022-09-30	ISSUED FOR PRE-CONSULTATION
	2022-11-30	ISSUED FOR IPC & FLUDA - 1ST SUBMISSION
	2022-12-02	ISSUED FOR 3A1.2

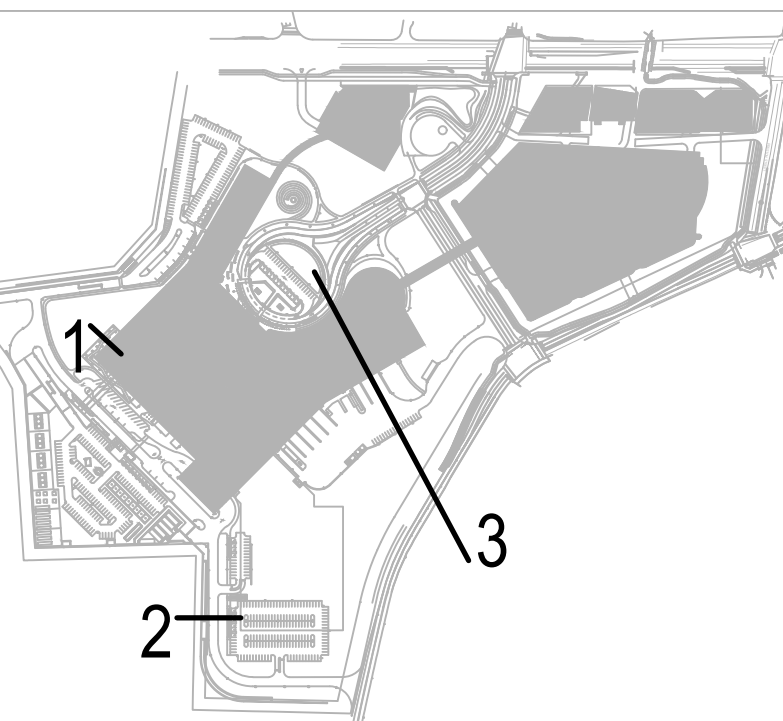
Project Number: 1033382
Original Issue: 04/2/22

PRELIMINARY
NOT FOR CONSTRUCTION

Sheet Name
SITE SECTIONS

Sheet Number
L-2.2.2.502

Project Status
STAGE 3



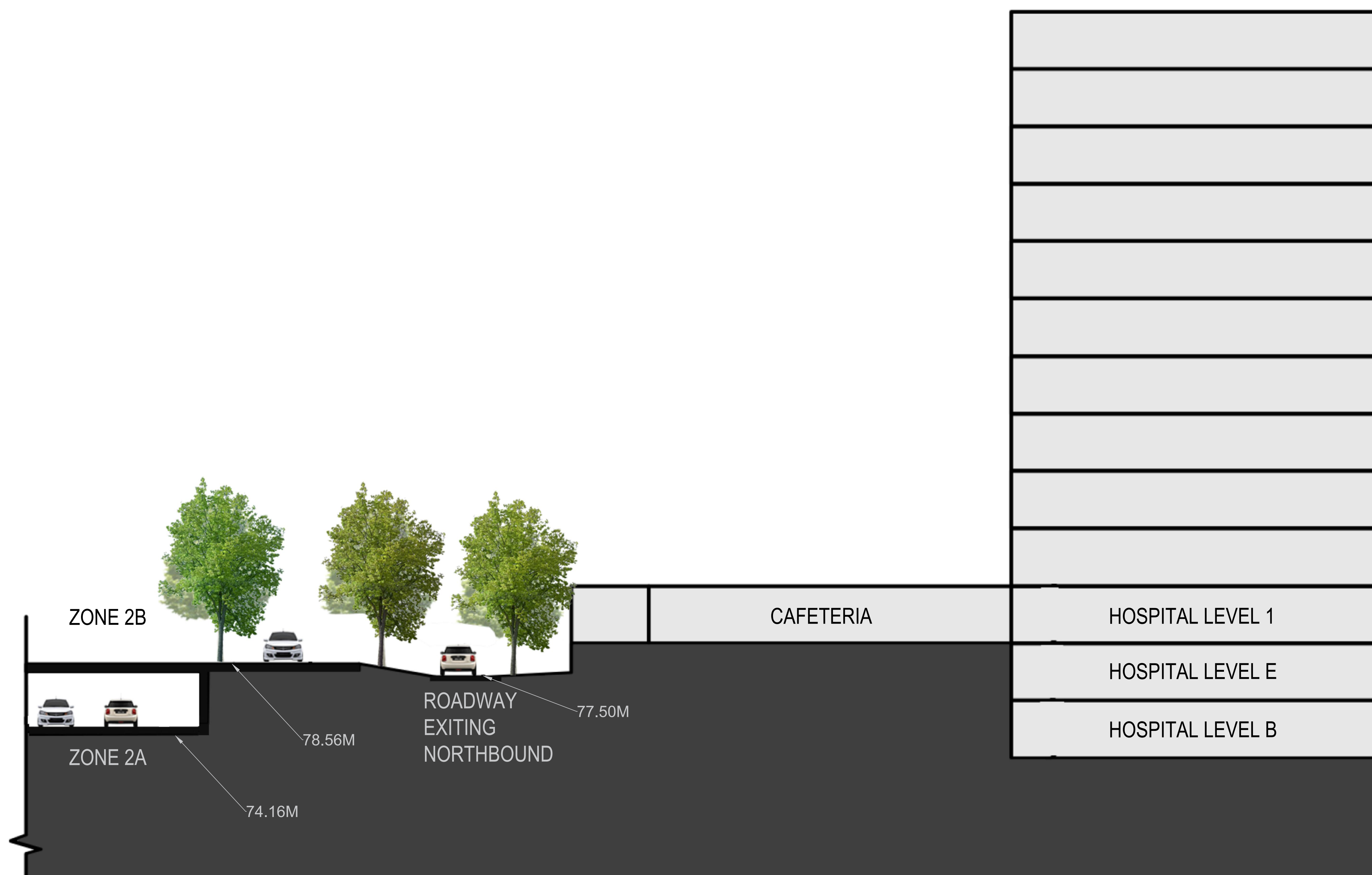
01. SUNKEN GARDEN SECTION

SCALE 1:50



02. ROAD E RETAINING WALL SECTION

SCALE 1:75



03. LOADING DOCKS- LONG SECTION

SCALE : 1: 100

Project Manager	MTI
Project Designer	JEG
Project Architect	JEG
Landscape Architect	M-F Fairs
Civil Engineer	Civil Engineer
Structural Engineer	ESF
Mechanical Engineer	Smith + Anderson
Electrical Engineer	Smith + Anderson
Plumbing Engineer	Smith + Anderson
Interior Designer	Interior Designer
Equipment Planner	Collins
Wayfinding	

Sheet Reviewer: Author

MARK	DATE	DESCRIPTION
	2022-09-30	ISSUED FOR PRE-CONSULTATION
	2022-11-30	ISSUED FOR IPC & FLUDA - 1ST SUBMISSION
	2022-12-02	ISSUED FOR 3A1.2

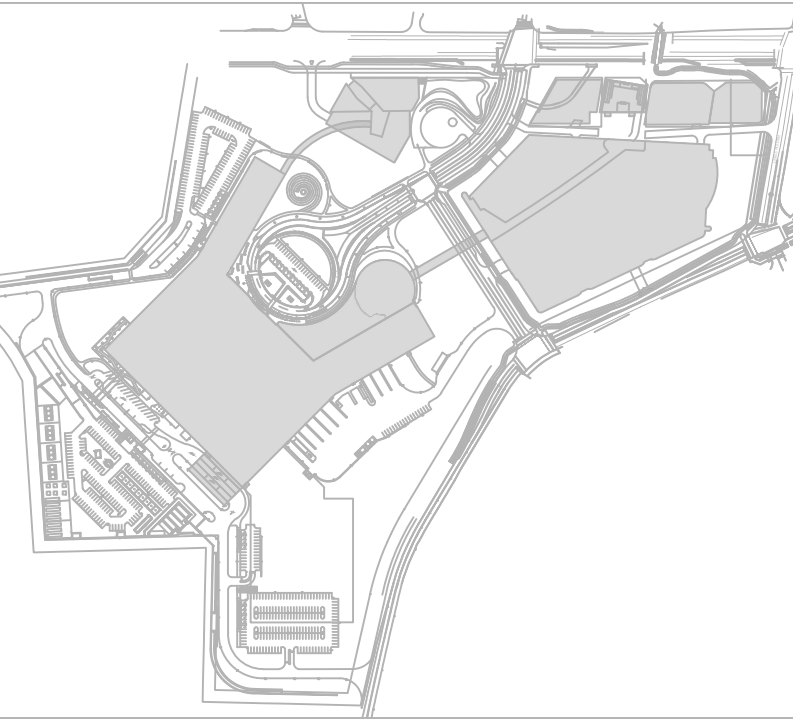
Project Number: 1033382
Original Issue: 04/2/22

PRELIMINARY
NOT FOR CONSTRUCTION

Sheet Name: SITE SECTIONS

Sheet Number: L-2.2.2.503

Project Status: STAGE 3



THE OTTAWA HOSPITAL
NEW CAMPUS
DEVELOPMENT -
HOSPITAL & CUP



CANOPY (Trees)	
Mixed Woodland	
Scientific name	Common name
Acer saccharum	Sugar Maple
Quercus rubra	Red Oak
Pinus strobus	Eastern White Pine
Acer nigrum	Black Maple
Betula papyrifera	White Birch
Juniperus virginiana	Eastern Red Cedar
Juglans nigra	Black Walnut
Carya cordiformis	Bitternut
Carya ovata	Shagbark Hickory
Tilia americana	Basswood
Prunus serotina	Black Cherry
Quercus macrocarpa	Bur Oak
Quercus alba	White Oak
Ostrya tesota	Ironwood
Carpinus caroliniana	Blue-beech
Larix laricina	Tamarack
Abies	Fir
Thuja occidentalis	White Cedar
Alvar Grassland	
Scientific name	Common name
Prunus americana	Prunus americana
Amelanchier alnifolia	Saskatoon Serviceberry
Prunus nigra	Canada Plum
Ptelea trifoliata	Hop Tree

MIDDLESTORY (Small trees / Large shrubs)	
Mixed Woodland	
Scientific name	Common name
Amelanchier	Serviceberry
Cornus alternifolia	Alternate-leaved Dogwood
Cercis canadensis	Eastern Redbud
Picea glauca	White Spruce
Alvar Grassland	
Scientific name	Common name
Prunus nigra	Canada Plum
Prunus americana	American Plum
Amelanchier alnifolia	Saskatoon Serviceberry
Ptelea trifoliata	Hop Tree Full
Amorpha fruticosa	Indigo Bush
Shepherdia	Buffaloberry
Viburnum rafinesqueanum	Downy Arrowwood
Sunken Garden	
Scientific name	Common name
Betula papyrifera	White Birch
Amelanchier canadensis	Amelanchier
Carpinus caroliniana	Blue-beech
Abies	Fir

UNDERSTORY (Small shrubs)	
Mixed Woodland	
Scientific name	Common name
Acer saccharum	Sugar Maple
Quercus rubra	Red Oak
Pinus strobus	Eastern White Pine
Acer nigrum	Black Maple
Betula papyrifera	White Birch
Juniperus virginiana	Eastern Red Cedar
Alvar Grassland	
Graminoides	
Scientific name	Common name
Carex sprengei	Long Beaked Sedge
Sporobolus vaginiflorus	Powerty Grass
Eleocharis compressa	Flatstem Spikerush
Panicum philadelphicum	Philadelphia Panic Grass
Schizachyrium scoparium	Little Bluestem
Sporobolus heterolepis	Prairie Dropseed
Sporobolus neglectus	Small Dropseed
Antennaria neglecta	Prairie Pussytoes
Geranium bicknellii	Bicknell's Cranesbill
Geum triflorum	Prairie Smoke
Micranthes virginensis	Early Saxifrage
Penstemon hirsutus	Hairy Beardtongue
Ranunculus fascicularis	Early Buttercup
Aquilegia canadensis	Eastern Red Columbine
Clinopodium arkansanum	Limestone Calamint
Dalea purpurea	Purple Prairie Clover
Fragaria vesca	Wild Strawberry
Ratibida pinnata	Grey headed Coneflower
Hieracium piloselloides	Tall Hawkweed
Houstonia canadensis	Canada Summer Bluet
Houstonia longifolia	Long-leaved Bluet
Solidago nemoralis	Grey Goldenrod
Solidago ptarmicoides	Upland White Goldenrod
Hedeoma	False Pennyroyal
Forbes	
Scientific name	Common name
Antennaria neglecta	Prairie Pussytoes
Penstemon hirsutus	Hairy Beardtongue
Micranthes virginensis	Early Saxifrage
Ranunculus fascicularis	Early Buttercup
Fragaria vesca	Wild Strawberry
Aquilegia canadensis	Eastern Red Columbine
Clinopodium arkansanum	Limestone Calamint
Ratibida pinnata	Grey headed Coneflower
Dalea purpurea	Purple Prairie Clover
Geranium bicknellii	Bicknell's Cranesbill
Phlox pilosa	Prairie
Geum triflorum	Prairie Smoke
Ranunculus fascicularis	Early Buttercup
Hieracium piloselloides	Tall Hawkweed
Houstonia canadensis	Canada Summer Bluet
Houstonia longifolia	Long-leaved Bluet
Solidago nemoralis	Grey Goldenrod
Solidago ptarmicoides	Upland White Goldenrod
Hedeoma	False Pennyroyal
Medium / Low Shrubs	
Scientific name	Common name
Arctostaphylos uva-ursi	Bearberry
Vaccinium angustifolium	Lowbush blueberry
Comptonia peregrina	Sweetfern
Rhus aromatica	Fragrant Sumac
Ceanothus americanus	New Jersey Tea
Prunus pumila	Dwarf Sand Plum
Lonicera	Honeysuckle
Baptisia tinctoria	Yellow Wild Indigo
Diervilla lonicera	Northern Bush Honeysuckle
Dasiphora fruticosa	Shrubby Cinquefoil
Sunken Garden	
Scientific name	Common name
Acer saccharum	Sugar Maple
Quercus rubra	Red Oak
Pinus strobus	Eastern White Pine
Acer nigrum	Black Maple
Betula papyrifera	White Birch
Juniperus virginiana	Eastern Red Cedar
Lawn	
Scientific name	Common name
Poa pratensis	Kentucky Bluegrass Sod Turf

Project Manager	MH
Project Designer	JEG
Project Architect	JEG
Landscape Architect	MJ Fairs
Civil Engineer	EJP
Structural Engineer	EJP
Mechanical Engineer	Smith + Anderson
Electrical Engineer	Smith + Anderson
Plumbing Engineer	Smith + Anderson
Interior Designer	Collins
Equipment Planner	
Wayfinding	

Sheet Reviewer: _____ Author: _____

MARK	DATE	DESCRIPTION
	2022-09-30	ISSUED FOR PRE CONSULTATION
	2022-11-30	ISSUED FOR IPC & FLUIDA - 1ST SUBMISSION
	2022-12-02	ISSUED FOR 3A1-2

Project Number	1033382
Original Issue	04/27/22

PRELIMINARY
NOT FOR CONSTRUCTION

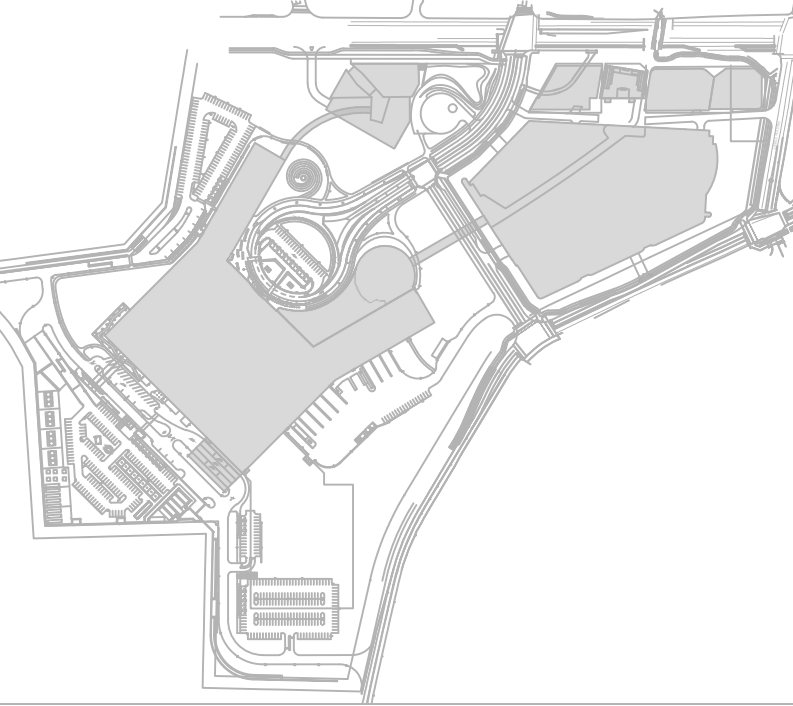
Sheet Name

PLANT LIST

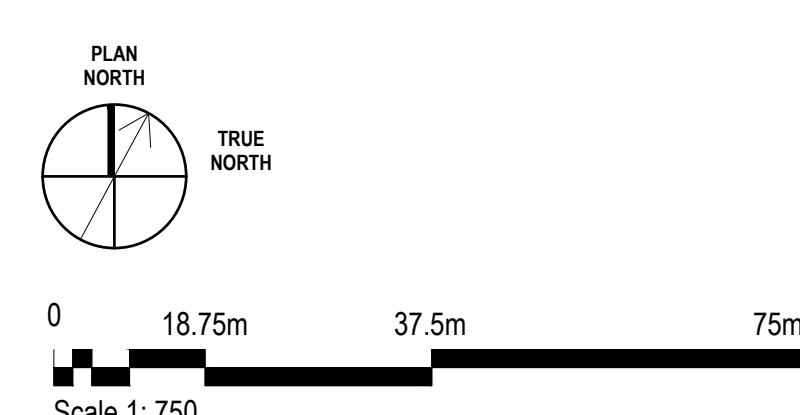
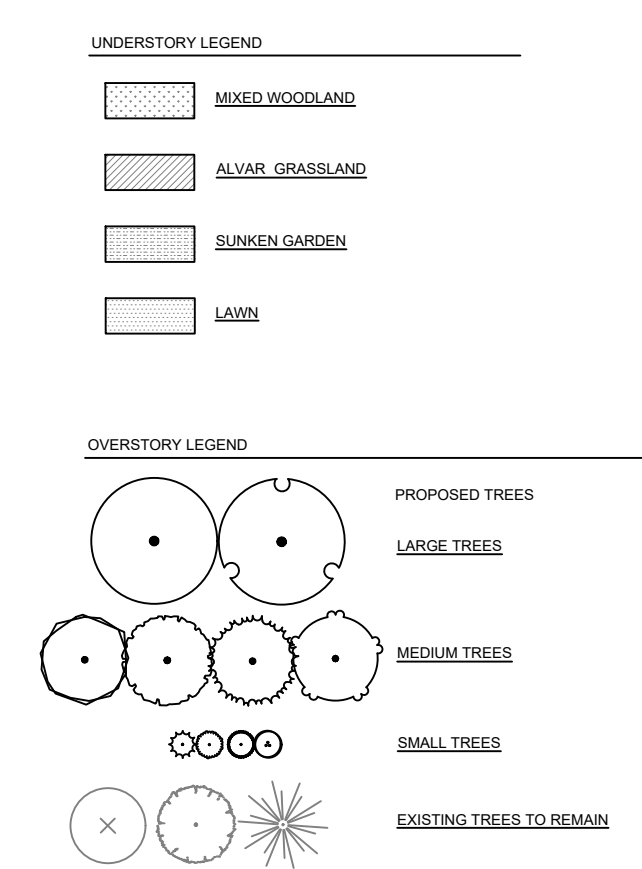
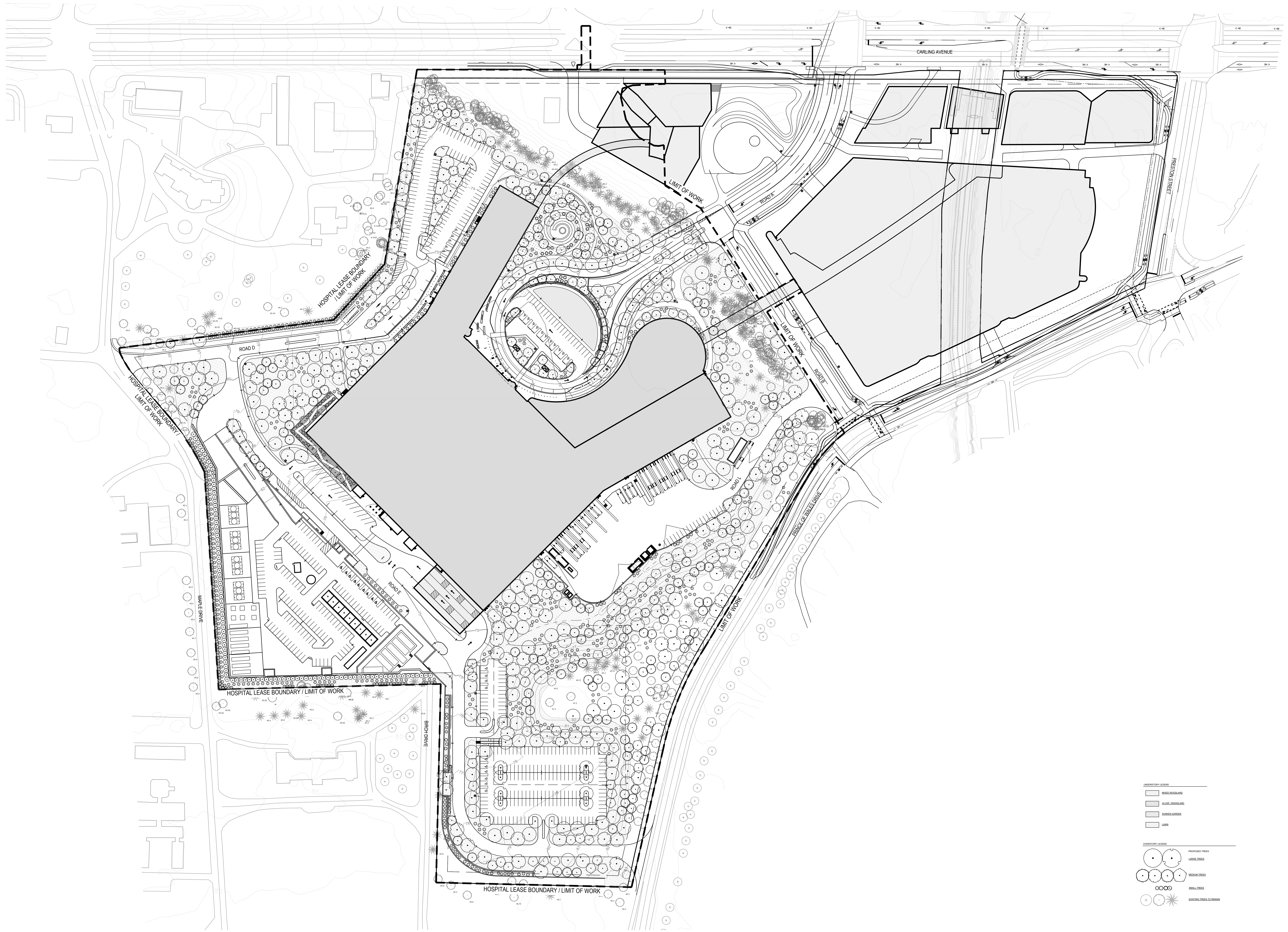
Sheet Number

L-2.2.2.703

Project Status
STAGE 3



THE OTTAWA HOSPITAL
NEW CAMPUS
DEVELOPMENT -
HOSPITAL & CUP



Project Manager	MT
Project Designer	JEG
Project Architect	JEF
Landscape Architect	JEF
Civil Engineer	EVF
Structural Engineer	EVF
Mechanical Engineer	Smith + Anderson
Electrical Engineer	Smith + Anderson
Plumbing Engineer	Smith + Anderson
Interior Designer	Collins
Equipment Planner	
Wayfinding	

Sheet Reviewer: Author

MARK	DATE	DESCRIPTION
	2022-09-30	ISSUED FOR PRE-CONSULTATION
	2022-11-30	ISSUED FOR IPC & FLUIDA - 1ST SUBMISSION
	2022-12-02	ISSUED FOR JAL-2

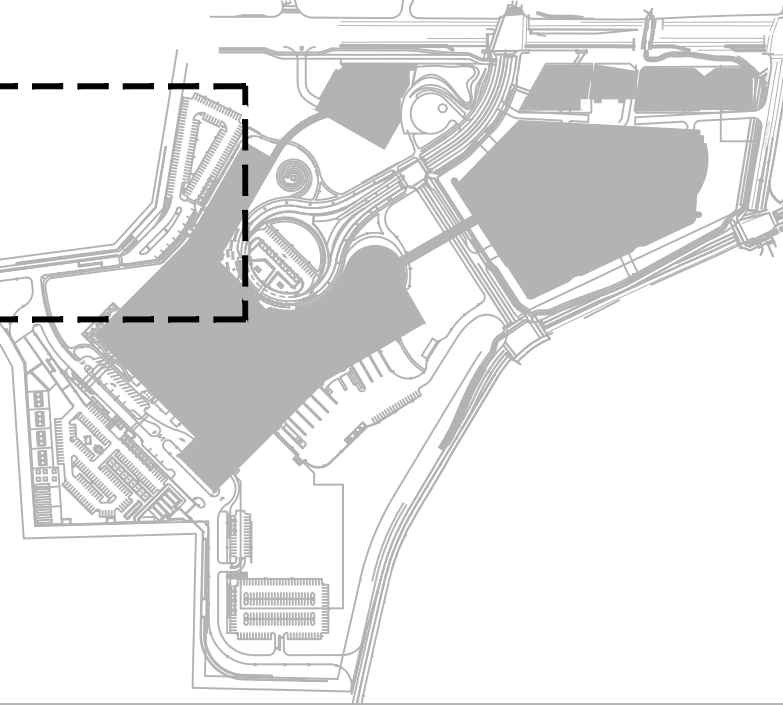
Project Number: 1033382
Original Issue: 04/27/22

PRELIMINARY
NOT FOR CONSTRUCTION

Sheet Name
**OVERALL PLANTING
PLAN**

Sheet Number
L-2.2.2.801

Project Status
STAGE 3



THE OTTAWA HOSPITAL
NEW CAMPUS
DEVELOPMENT -
HOSPITAL & CUP



UNDERSTORY LEGEND

- MIXED WOODLAND
- ALVAR GRASSLAND
- SUNKEN GARDEN
- LAWN

OVERSTORY LEGEND

- PROPOSED TREES
- LARGE TREES
- MEDIUM TREES
- SMALL TREES
- EXISTING TREES TO REMAIN



Project Manager	MH
Project Designer	JEG
Landscape Architect	MJ Fairs
Civil Engineer	EVP
Structural Engineer	SMH + Anderson
Mechanical Engineer	SMH + Anderson
Electrical Engineer	SMH + Anderson
Plumbing Engineer	SMH + Anderson
Interior Designer	Colliers
Equipment Planner	
Wayfinding	

Sheet Reviewer	Author	
MARK	DATE	DESCRIPTION
2022-09-30		ISSUED FOR PRE-CONSULTATION
2022-11-30		ISSUED FOR IPC & FLUDA - 1ST SUBMISSION
2022-12-02		ISSUED FOR 3A1.2

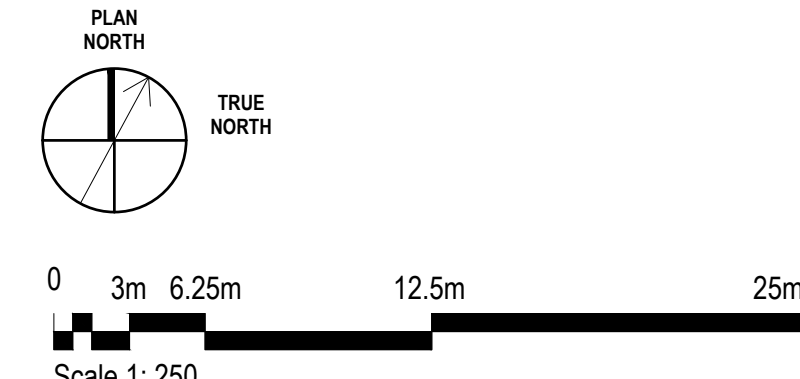
Project Number	1033982
Original Issue	04/27/22

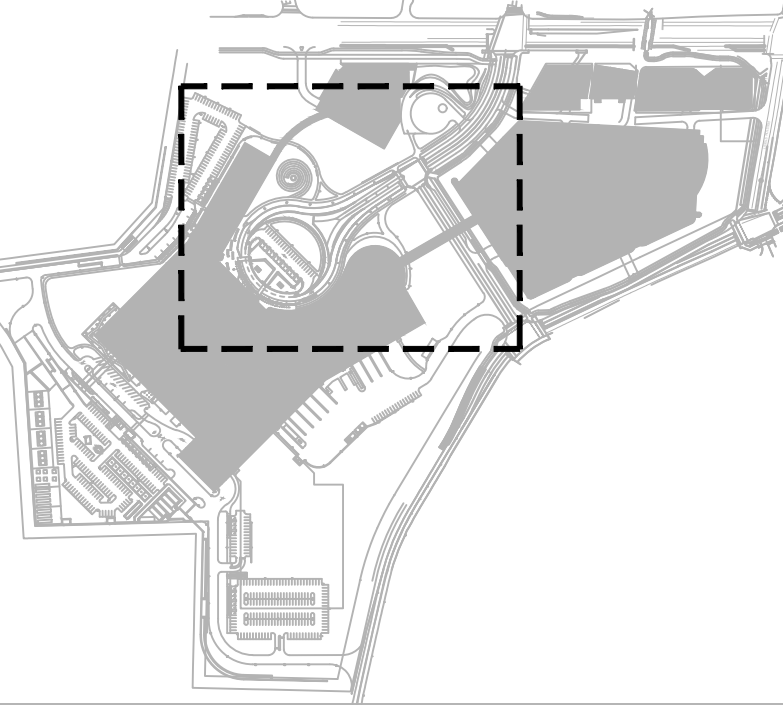
PRELIMINARY
NOT FOR CONSTRUCTION

Sheet Name
**PLANTING PLAN
ENLARGEMENT**

Sheet Number
L-2.2.2.802

Project Status
STAGE 3





THE OTTAWA HOSPITAL
NEW CAMPUS
DEVELOPMENT -
HOSPITAL & CUP



UNDERSTORY LEGEND

- MIXED WOODLAND
- ALVAR GRASSLAND
- SUNKEN GARDEN
- LAWN

OVERSTORY LEGEND

- PROPOSED TREES
- LARGE TREES
- MEDIUM TREES
- SMALL TREES
- EXISTING TREES TO REMAIN

Project Manager	MH
Project Designer	JEG
Project Architect	MJ Fairs
Landscape Architect	Civil Engineer
Civil Engineer	ESF
Structural Engineer	Smith + Anderson
Mechanical Engineer	Smith + Anderson
Electrical Engineer	Smith + Anderson
Plumbing Engineer	Interior Designer
Interior Designer	Collins
Equipment Planner	
Wayfinding	

Sheet Reviewer	Author	
MARK	DATE	DESCRIPTION
2022-09-30		ISSUED FOR PRE-CONSULTATION
2022-11-30		ISSUED FOR IPC & FLUIDA - 1ST SUBMISSION
2022-12-02		ISSUED FOR 3A1.2

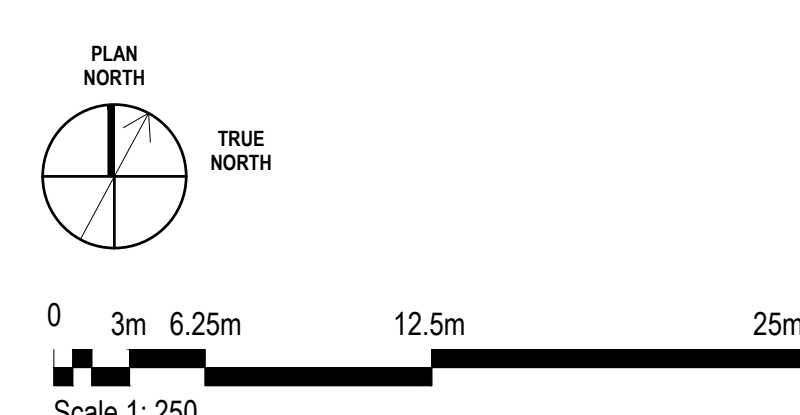
Project Number	1033982
Original Issue	04/21/22

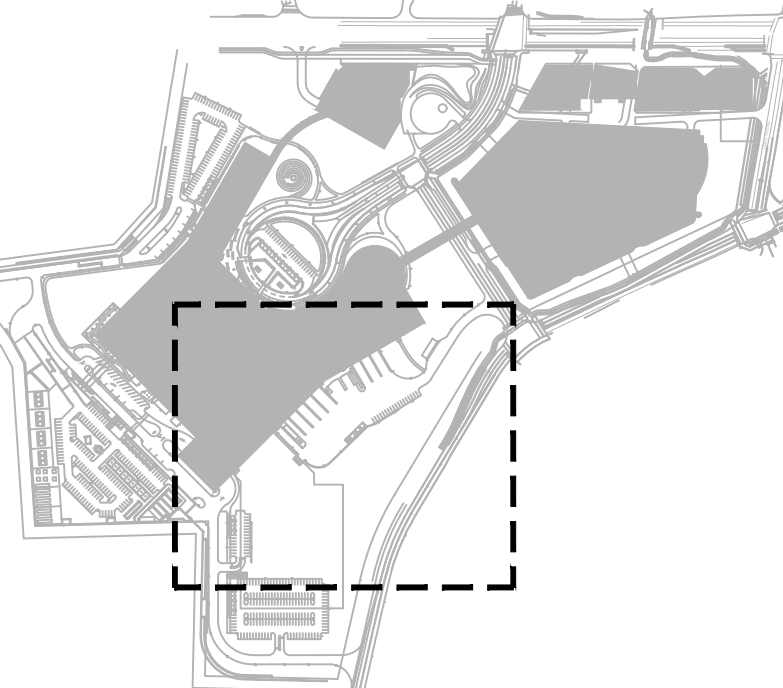
PRELIMINARY
NOT FOR CONSTRUCTION

Sheet Name
**PLANTING PLAN
ENLARGEMENT**

Sheet Number
L-2.2.2.803

Project Status
STAGE 3





THE OTTAWA HOSPITAL
NEW CAMPUS
DEVELOPMENT -
HOSPITAL & CUP



UNDERSTORY LEGEND

- MIXED WOODLAND
- ALVAR GRASSLAND
- SUNKEN GARDEN
- LAWN

OVERSTORY LEGEND

- PROPOSED TREES
 - LARGE TREES
 - MEDIUM TREES
 - SMALL TREES
- EXISTING TREES TO REMAIN

Project Manager	MT
Project Designer	JEG
Project Architect	MJ Fairs
Landscape Architect	Civil Engineer
Structural Engineer	ENV
Mechanical Engineer	Smith + Anderson
Electrical Engineer	Smith + Anderson
Plumbing Engineer	Smith + Anderson
Interior Designer	Interior Designer
Equipment Planner	Collins
Wayfinding	

MARK	DATE	DESCRIPTION
	2022-09-30	ISSUED FOR PRE-CONSULTATION
	2022-11-30	ISSUED FOR IPC & FLUDA - 1ST SUBMISSION
	2022-12-02	ISSUED FOR 3A1.2

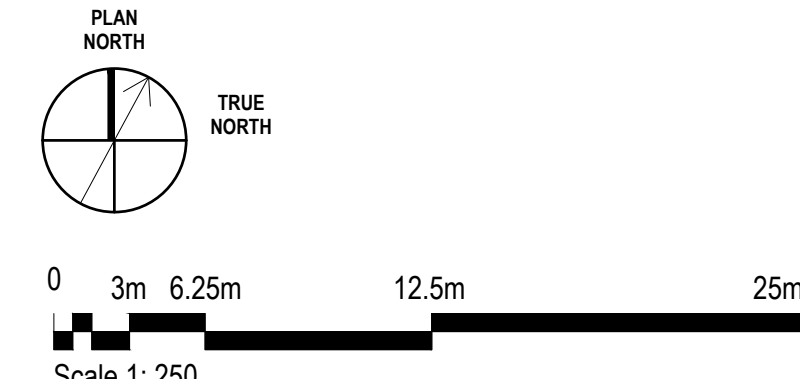
Project Number	1033382
Original Issue	04/27/22

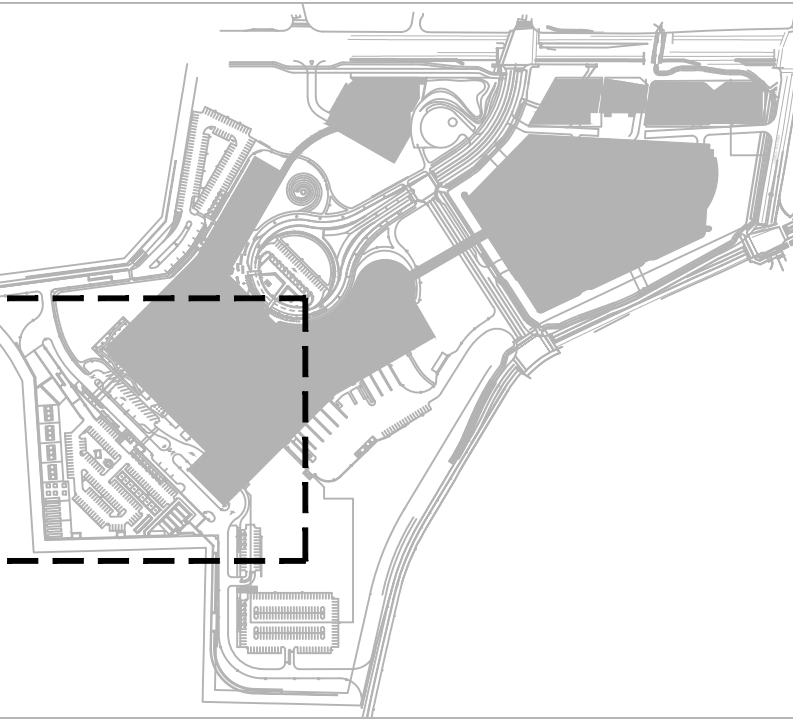
PRELIMINARY
NOT TO BE CONSTRUCTED

Sheet Name
PLANTING PLAN
ENLARGEMENT

Sheet Number
L-2.2.2.804

Project Status
STAGE 3





THE OTTAWA HOSPITAL
NEW CAMPUS
DEVELOPMENT -
HOSPITAL & CUP



Project Manager: MFI
 Project Designer: JEG
 Landscape Architect: M.F. Fairs
 Civil Engineer: EJP
 Structural Engineer: EJP
 Mechanical Engineer: Smith + Anderson
 Electrical Engineer: Smith + Anderson
 Plumbing Engineer: Smith + Anderson
 Interior Designer: Colkers
 Equipment Planner: Colkers
 Wayfinding: Colkers

Sheet Reviewer: Author

MARK	DATE	DESCRIPTION
	2022-09-30	ISSUED FOR PRE-CONSULTATION
	2022-11-30	ISSUED FOR IPC & FLUDA - 1ST SUBMISSION
	2022-12-02	ISSUED FOR 3A1.2

Project Number: 1033382
 Original Issue: 04/27/22

PRELIMINARY
 NOT FOR CONSTRUCTION

Sheet Name
**PLANTING PLAN
 ENLARGEMENT**

Sheet Number
L-2.2.2.806

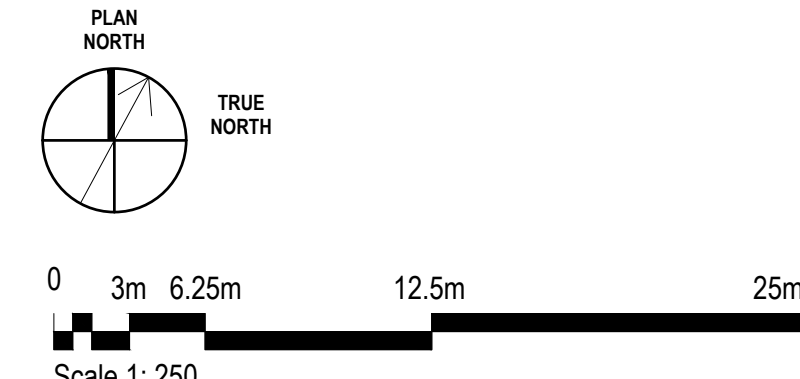
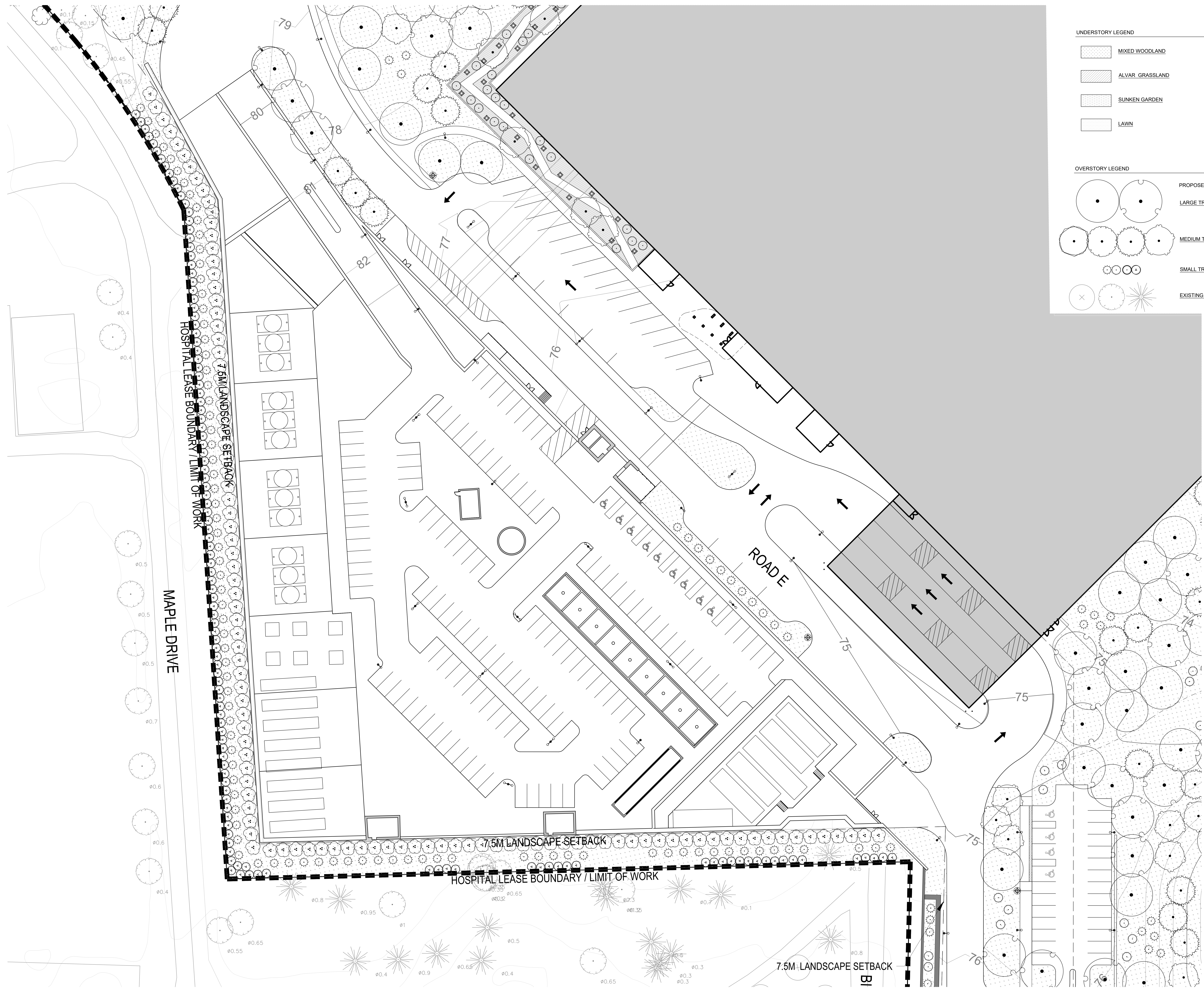
Project Status
 STAGE 3

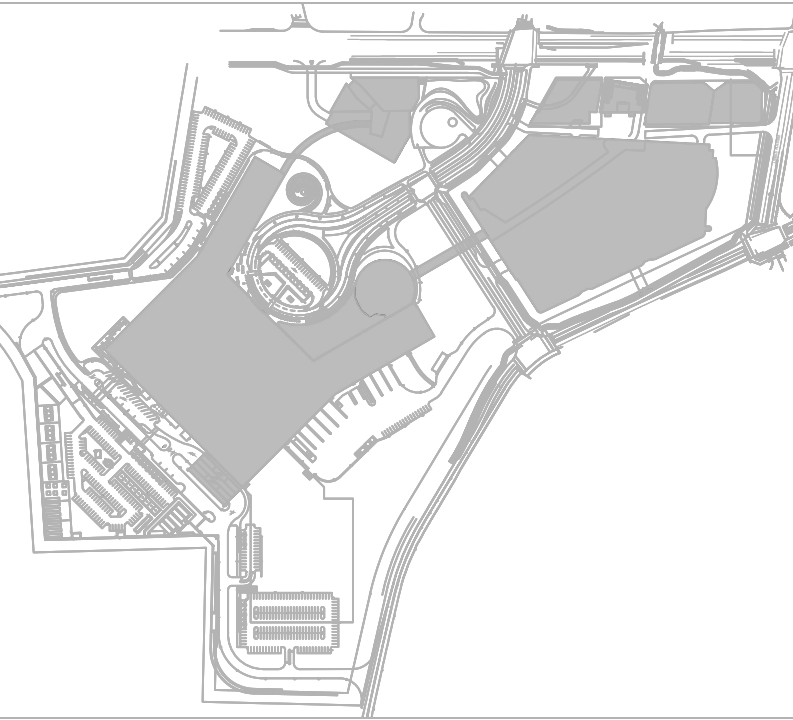
UNDERSTORY LEGEND

- MIXED WOODLAND
- ALVAR GRASSLAND
- SUNKEN GARDEN
- LAWN

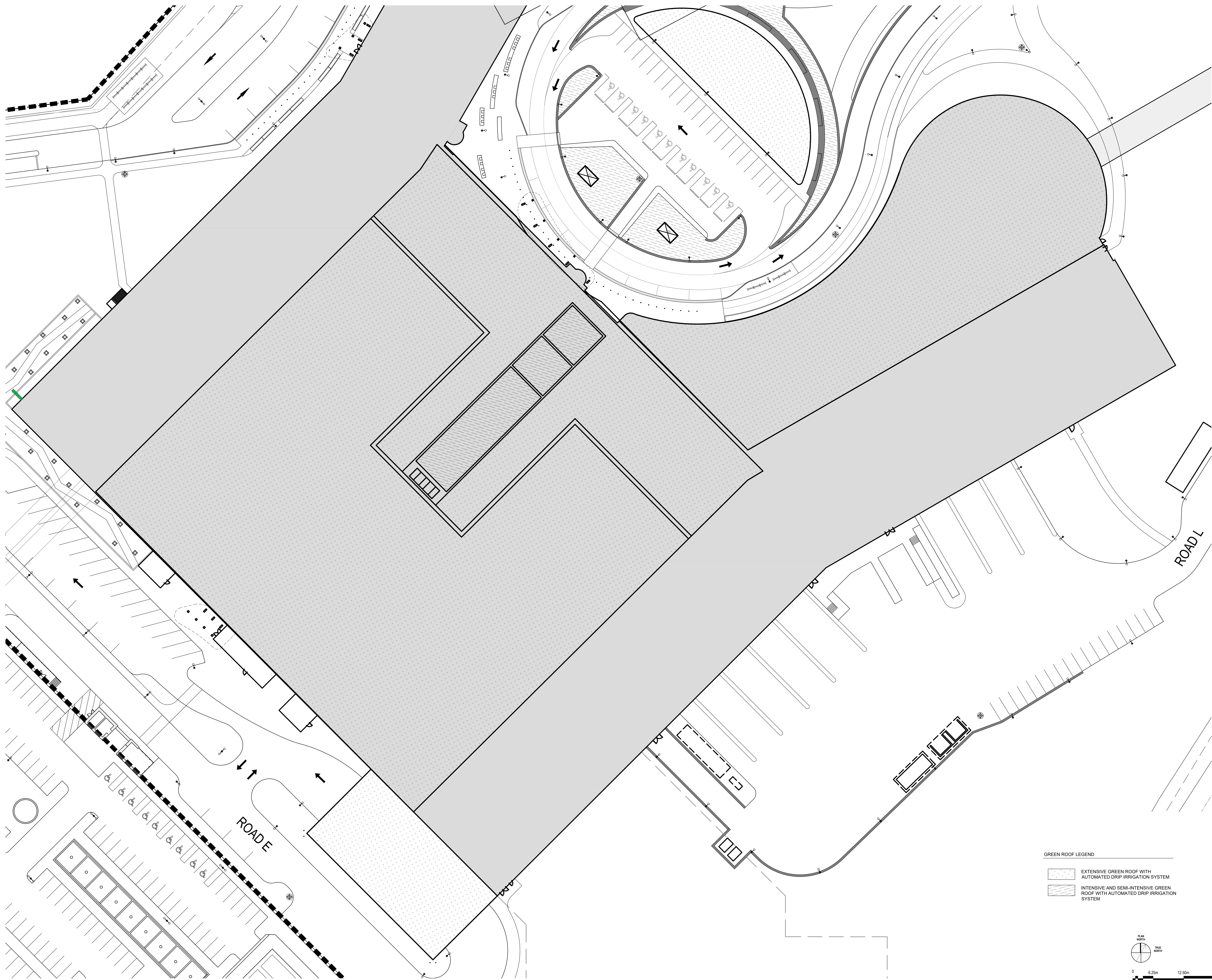
OVERSTORY LEGEND

- PROPOSED TREES
 - LARGE TREES
 - MEDIUM TREES
 - SMALL TREES
- EXISTING TREES TO REMAIN



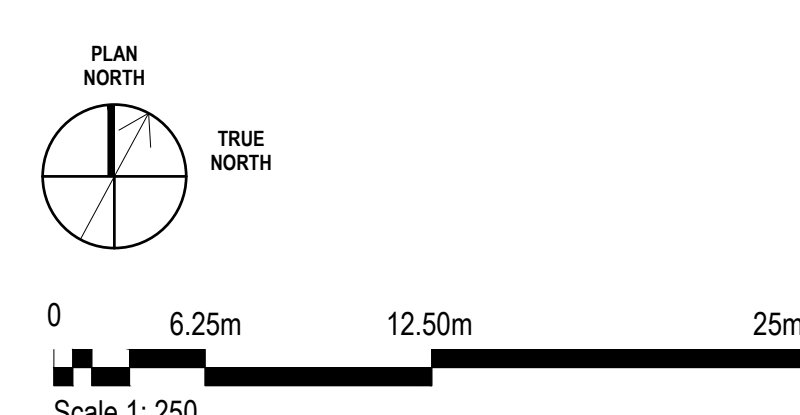


THE OTTAWA HOSPITAL
NEW CAMPUS
DEVELOPMENT -
HOSPITAL & CUP



GREEN ROOF LEGEND

	EXTENSIVE GREEN ROOF WITH AUTOMATED DRIP IRRIGATION SYSTEM
	INTENSIVE AND SEMI-INTENSIVE GREEN ROOF WITH AUTOMATED DRIP IRRIGATION SYSTEM



Project Manager	MT
Project Designer	JEG
Project Architect	JEG
Landscape Architect	JFF Fife
Civil Engineer	Civil Engineer
Structural Engineer	ESF
Mechanical Engineer	Smith + Anderson
Electrical Engineer	Smith + Anderson
Plumbing Engineer	Smith + Anderson
Interior Designer	Interior Designer
Equipment Planner	Collins
Wayfinding	

Sheet Reviewer	Author	
MARK	DATE	DESCRIPTION
	2022-09-30	ISSUED FOR PRE-CONSULTATION
	2022-11-30	ISSUED FOR IPC & FLUDA - 1ST SUBMISSION
	2022-12-02	ISSUED FOR 3A1.2

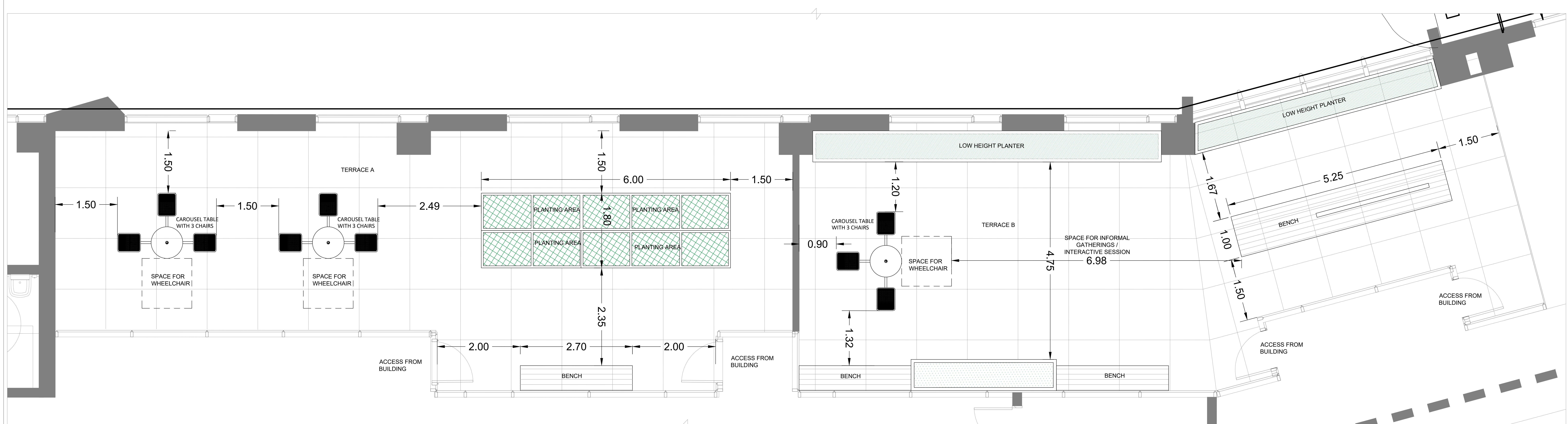
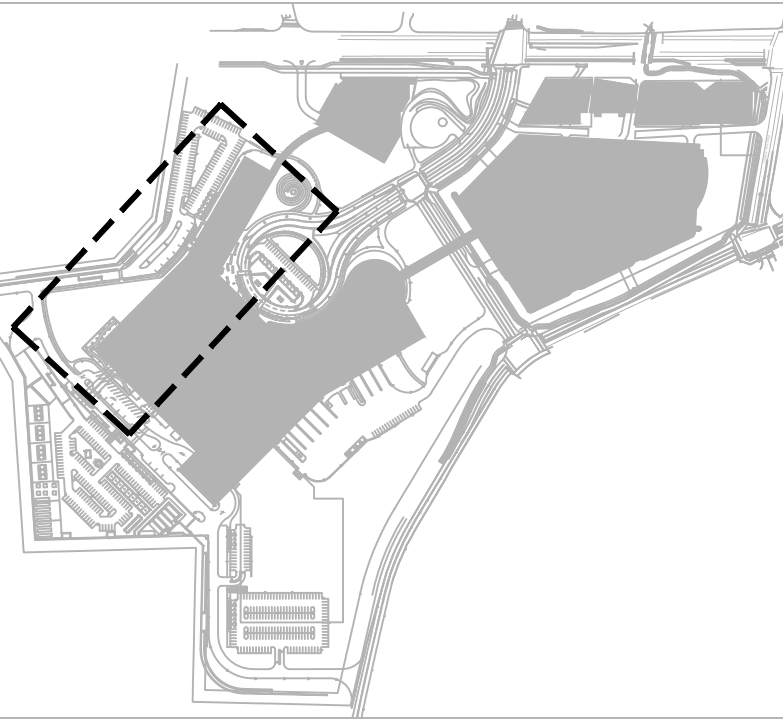
Project Number	1033382
Original Issue	04/2/22

PRELIMINARY
NOT TO BE CONSIDERED

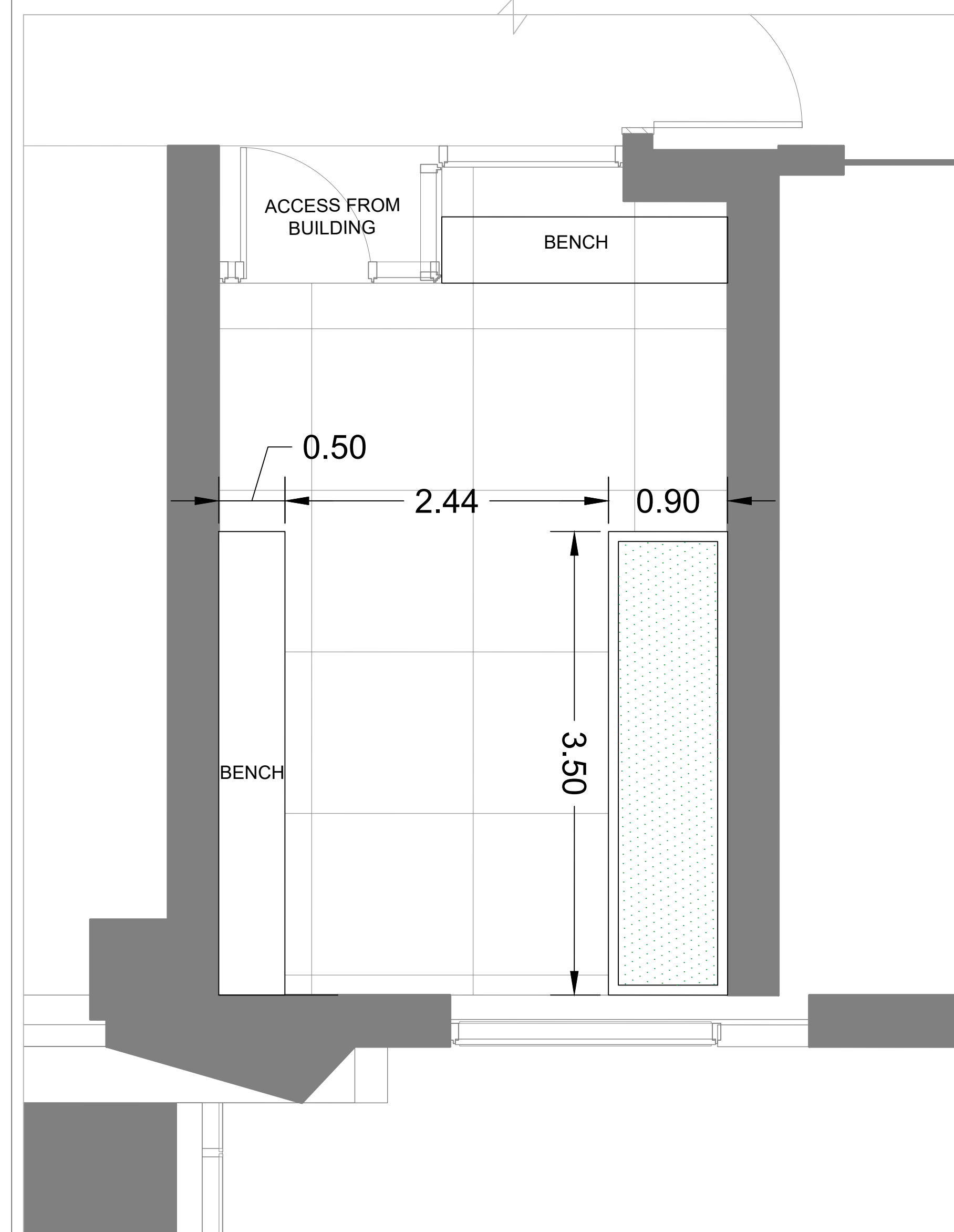
Sheet Name
**GREEN ROOF OVERALL
PLANTING PLAN**

Sheet Number
L-2.2.2.851

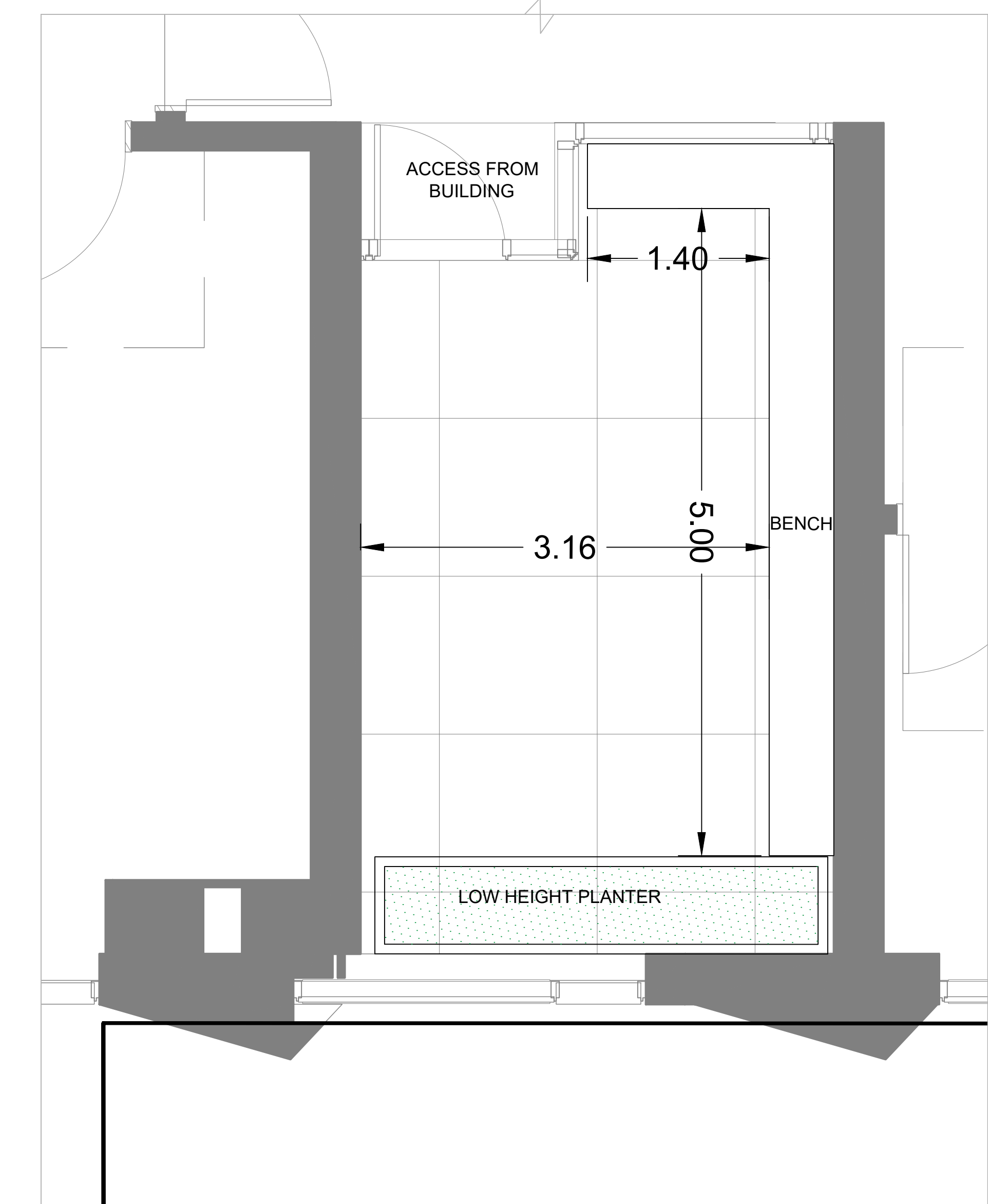
Project Status
STAGE 3



1 LEVEL 5 MENTAL HEALTH TERRACE A AND B
SCALE 1:30



2 LEVEL 5 PSYCHIATRIC INTENSIVE CARE UNIT TERRACE 'C'
SCALE 1:30



3 LEVEL 5 MENTAL HEALTH TERRACE 'D'
SCALE 1:30



PRECEDENT : VALLEY VIEW MEDICAL CENTER



4 LOCATION REFERENCE PLAN
NTS

Project Manager	MH
Project Designer	JEG
Project Architect	JEG
Landscape Architect	JEG
Civil Engineer	EJP
Structural Engineer	SM
Mechanical Engineer	SM
Plumbing Engineer	SM
Equipment Planner	SM
Wayfinding	SM
Sheet Reviewer	Author

MARK	DATE	DESCRIPTION
	2022-09-30	ISSUED FOR PRE-CONSULTATION
	2022-11-30	ISSUED FOR IPC & FLUDA - 1ST SUBMISSION
	2022-12-02	ISSUED FOR 3A1.2

Project Number	1033382
Original Issue	04/27/22

PRELIMINARY
NOT TO BE CONSTRUCTION


Sheet Name
**GREEN ROOF
LEVEL 5**

Sheet Number
L-2.2.2.852

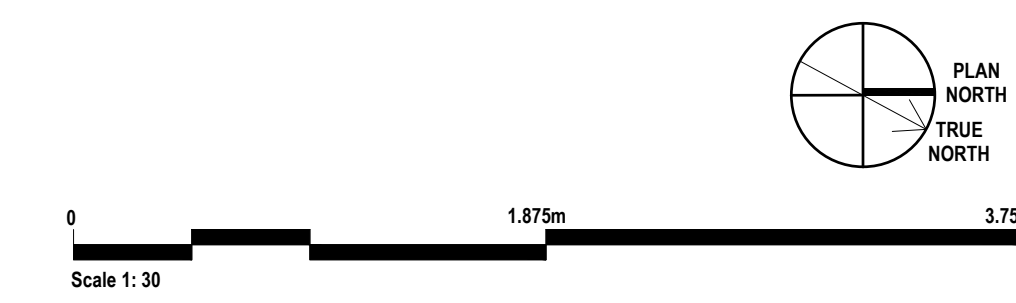
Project Status
STAGE 3

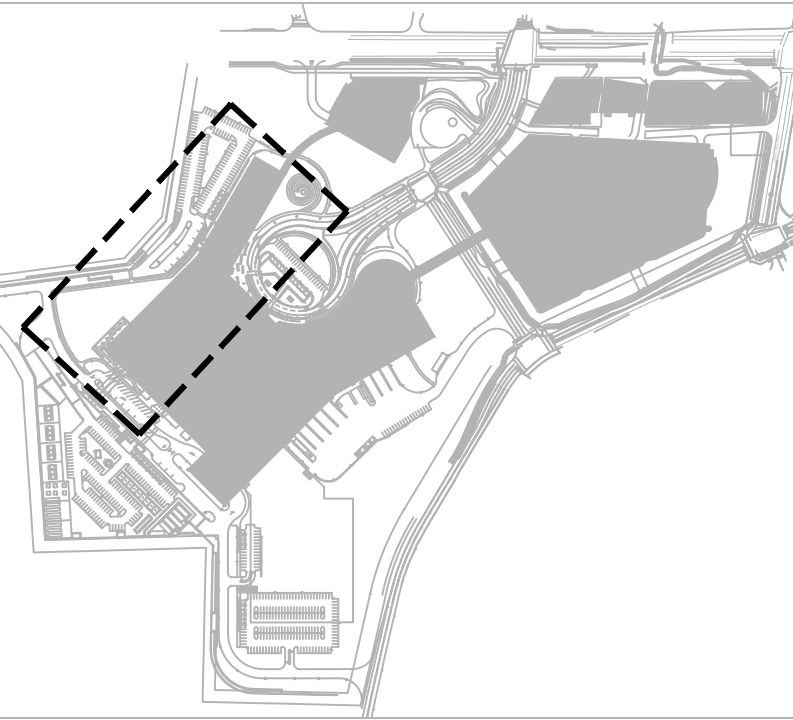


CAROUSEL TABLE WITH CHAIRS

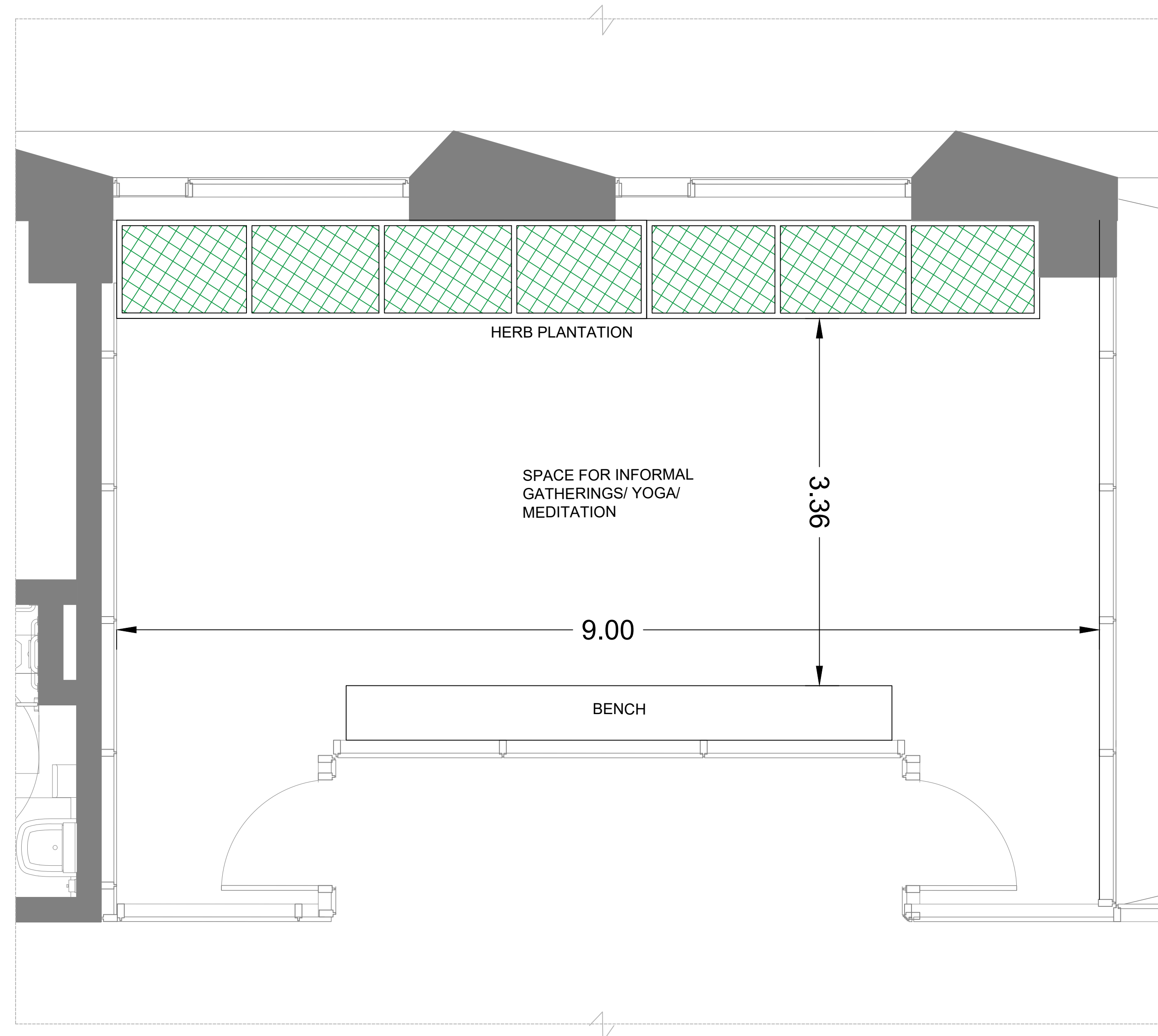


PLANTERS WITH WHEELCHAIR ACCESS

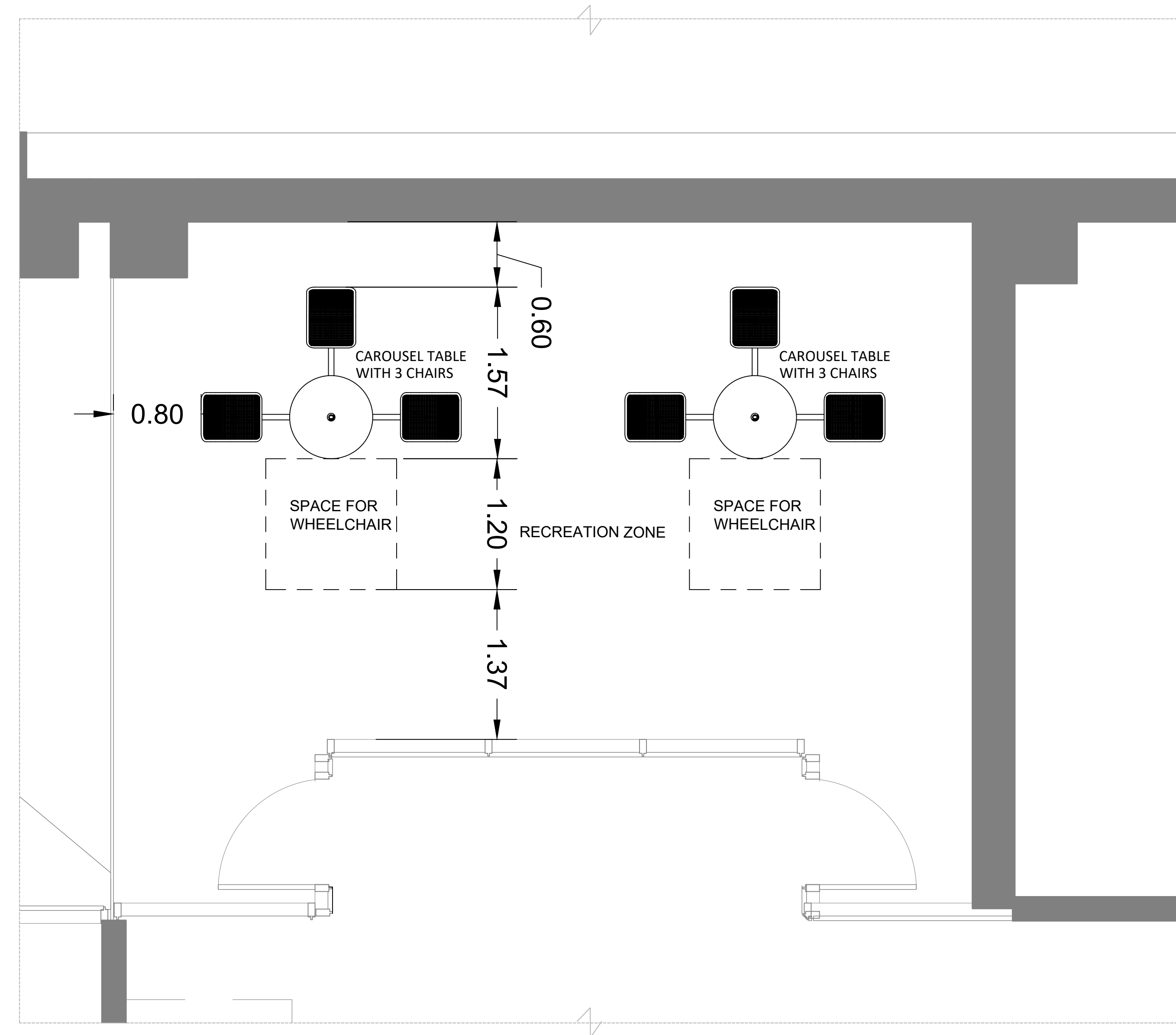




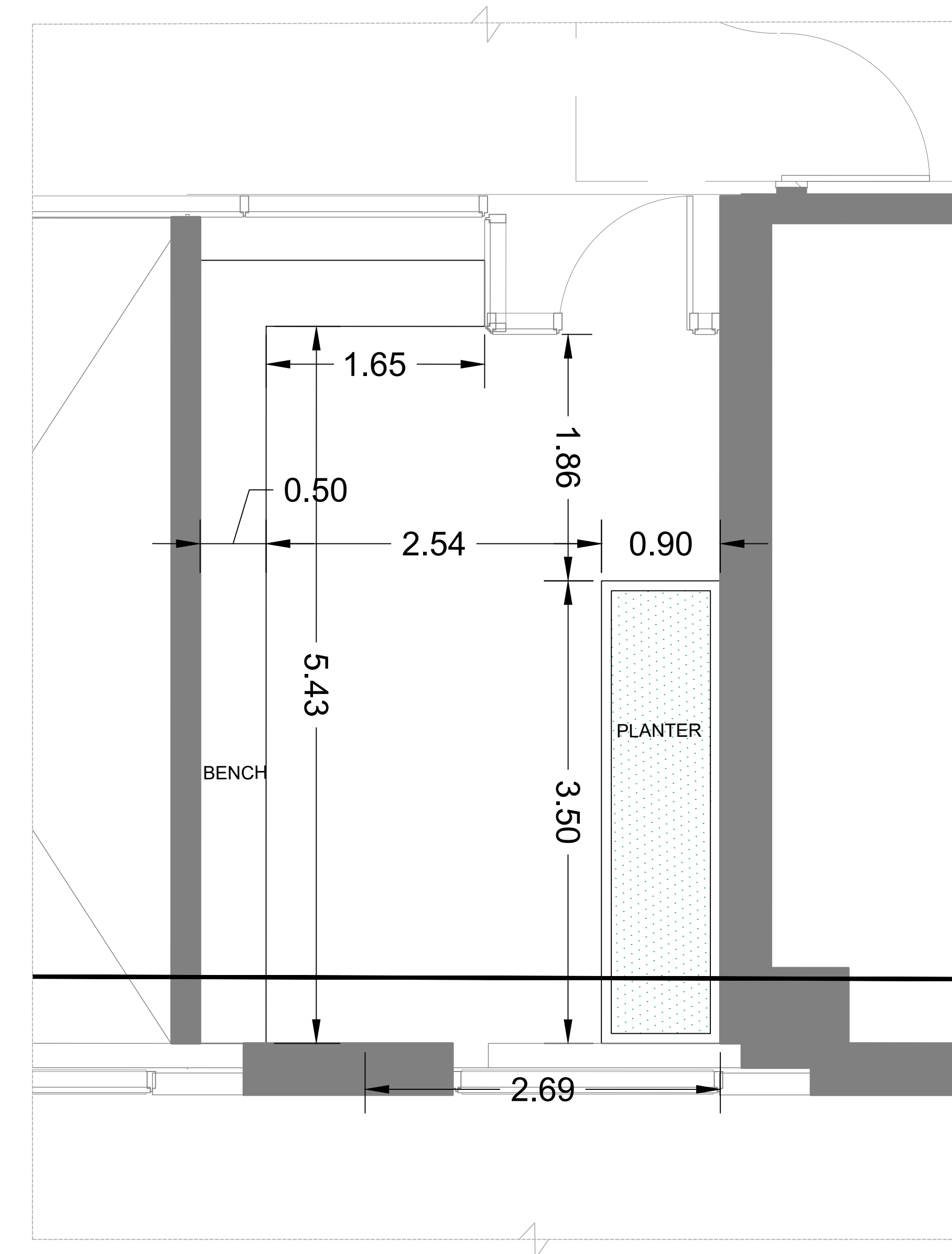
THE OTTAWA HOSPITAL
NEW CAMPUS
DEVELOPMENT -
HOSPITAL & CUP



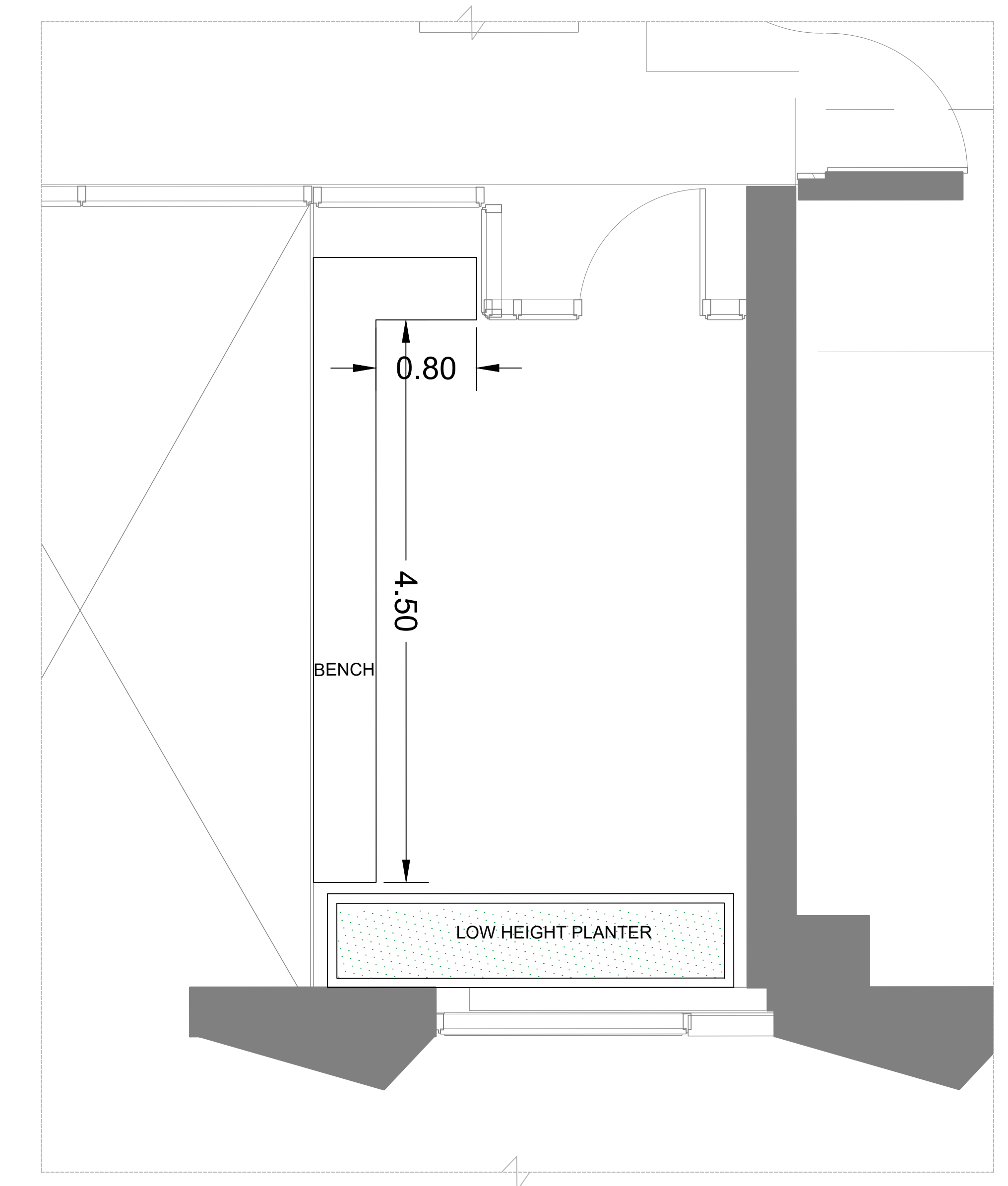
1 LEVEL 6 MENTAL HEALTH TERRACE 'A'
SCALE 1:30



2 LEVEL 6 MENTAL HEALTH TERRACE 'B'
SCALE 1:30



3 LEVEL 6 PSYCHIATRIC MENTAL HEALTH TERRACE 'C'
SCALE 1:30



4 LEVEL 6 PSYCHIATRIC MENTAL HEALTH TERRACE 'D'
SCALE 1:30



CAROUSEL TABLE WITH CHAIRS



5 LOCATION REFERENCE PLAN
N.T.S.

Project Manager	MH
Project Designer	JEG
Project Architect	JEG
Landscape Architect	MJ Fairs
Civil Engineer	Civil Engineer
Structural Engineer	ESF
Mechanical Engineer	Smith + Anderson
Electrical Engineer	Smith + Anderson
Plumbing Engineer	Smith + Anderson
Interior Designer	Interior Designer
Equipment Planner	Collins
Wayfinding	

Sheet Reviewer: Author

MARK	DATE	DESCRIPTION
	2022-09-30	ISSUED FOR PRE-CONSULTATION
	2022-11-30	ISSUED FOR IPC & FLUIDA - 1ST SUBMISSION
	2022-12-02	ISSUED FOR 3A1.2

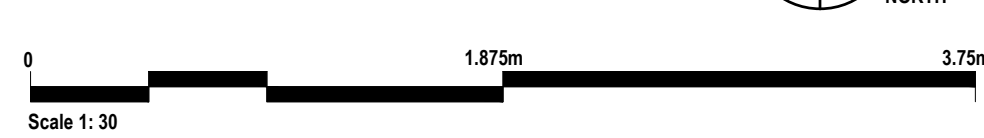
Project Number: 10333862
Original Issue: 04/27/22

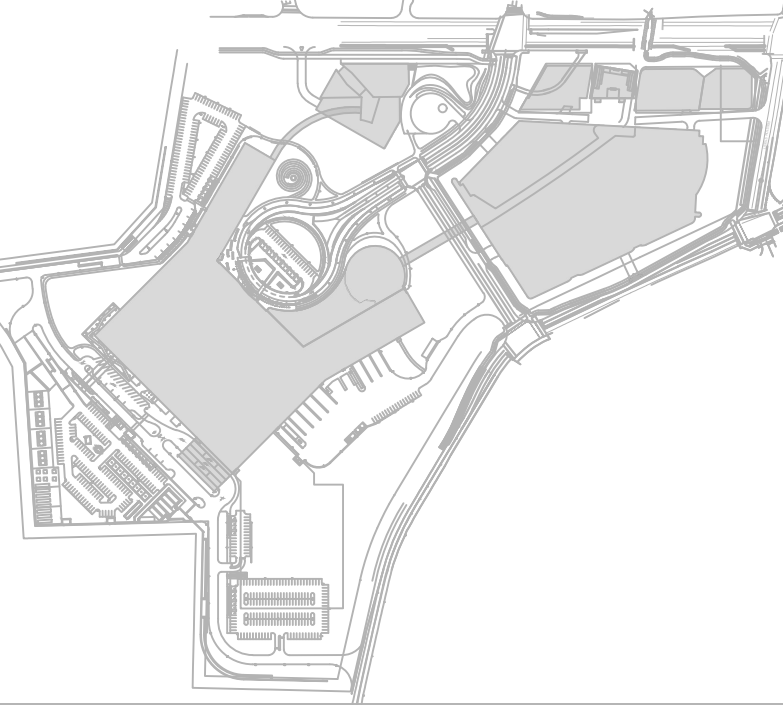
PRELIMINARY
NOT FOR CONSTRUCTION

Sheet Name:
GREEN ROOF LEVEL 6

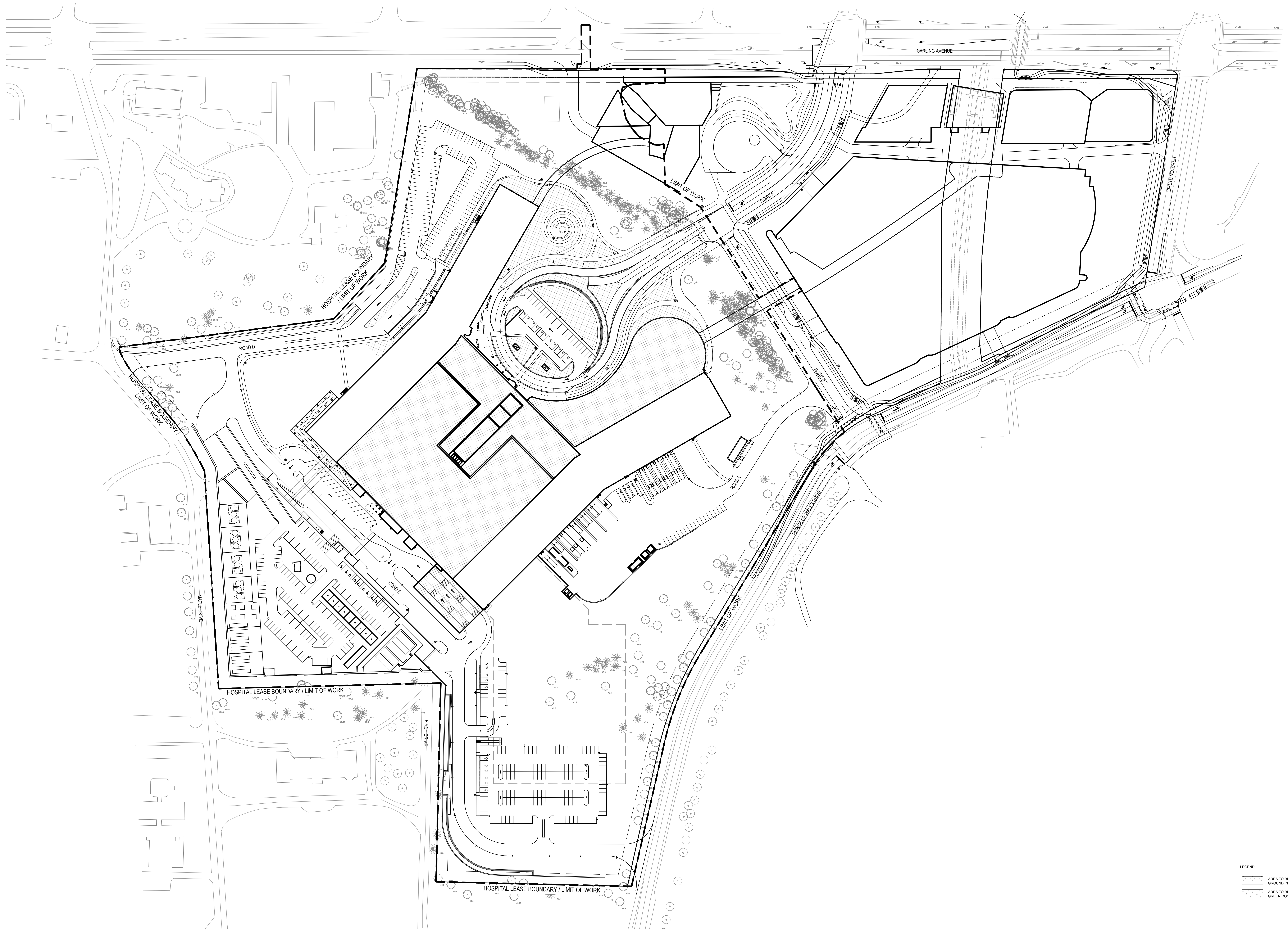
Sheet Number:
L-2.2.2.853

Project Status:
STAGE 3





THE OTTAWA HOSPITAL
NEW CAMPUS
DEVELOPMENT -
HOSPITAL & CUP



Project Manager	MTI
Project Designer	JEG
Project Architect	JEF
Landscape Architect	JEF
Civil Engineer	EVF
Structural Engineer	EVF
Mechanical Engineer	Smith + Anderson
Electrical Engineer	Smith + Anderson
Plumbing Engineer	Smith + Anderson
Interior Designer	Collins
Equipment Planner	
Wayfinding	

Sheet Reviewer: Author

MARK	DATE	DESCRIPTION
	2022-09-30	ISSUED FOR PRE CONSULTATION
	2022-11-30	ISSUED FOR IPC & FLUDA - 1ST SUBMISSION
	2022-12-02	ISSUED FOR 3A1.2

Project Number: 1033382
Original Issue: 04/27/22

PRELIMINARY
NOT FOR CONSTRUCTION

Sheet Name

OVERALL IRRIGATION
PLAN

Sheet Number

L-2.2.2.901

Project Status
STAGE 3

LEGEND

	AREA TO BE IRRIGATED - GROUND PLANE
	AREA TO BE IRRIGATED - GREEN ROOF

