

1
A099
PARKING LEVEL P2
1:100

GENERAL NOTES

1. ALL WINDOW AND DOOR DIMENSIONS ARE TO ROUGH STUD/MASONRY OPENING
2. ALL OUTSIDE DIMENSIONS ARE TO OUTSIDE FACE OF SHEATHING.
3. REFER TO STRUCTURAL DRAWINGS FOR ALL BEAMS, LINTELS, POSTS, FLOOR AND ROOF FRAMING.
4. ALL ELECTRICAL AND MECHANICAL ITEMS SHOWN ON DRAWINGS FOR LOCATIONS ONLY. COORD. W/ MECH. & ELEC. DRAWINGS.
5. CAULK AND SEAL AT ALL MECHANICAL AND ELECTRICAL PENETRATIONS.
6. PROVIDE FIRE-STOPPING FOR ALL MECHANICAL AND ELECTRICAL PENETRATIONS THROUGH FIRE-RATED ASSEMBLIES. INFILL ANY UNUSED PENETRATIONS WITH FIRESTOPPING TO SUIT ASSEMBLY.
7. VERIFY ALL DOOR AND WINDOW SIZES PRIOR TO FRAMING OF OPENINGS
8. SOILS CONSULTANT TO REVIEW AND VERIFY SOILS CONDITIONS PRIOR TO POURING FOOTINGS.
9. BACKFILL MATERIAL TO BE APPROVED. CLEAR SAND TO MEET REQUIREMENTS OF A DRAINAGE LAYER.
10. REFER TO RCP FOR BULKHEAD LOCATIONS AND DEPTHS.
11. SEE WINDOW SCHEDULE FOR TYPICAL WINDOW TIE-IN DETAILS.
12. FURNITURE SHOWN FOR REFERENCE PURPOSES ONLY. PROVIDE PREFINISHED TRANSITION STRIPS AT JOINTS OF DISSIMILAR MATERIALS.
13. ALL ELECTRICAL CONTROL HEIGHTS WITHIN BARRIER-FREE PATH OF TRAVEL AREAS THROUGHOUT THE BUILDING AND UNITS TO COMPLY WITH OBC 3.8.1.5
14. REFER TO CIVIL & MECHANICAL DRAWINGS FOR WEeping TILE DRAINAGE CONNECTIONS
15. PROVIDE SOUNDPROOF FIBERGLASS MATS IN ALL PARTITIONS WITH SUPPLY PIPES, SANITARY DRAIN OR RAINWATER LEADERS. COORD. W/ MECH.
16. UNIT NAME: "XBD-X-B/F" INDICATES B/F REQUIREMENTS AS PER CAN/CSA NATIONAL STANDARD OF CANADA, AND ACTION OTTAWA'S ACCESSIBLE UNIT REQUIREMENTS


GENERAL NOTES - PARTITION

1. EXCEPT AS OTHERWISE INDICATED, DOORS ARE INSTALLED 4" FROM ADJACENT WALLS.
2. PROVIDE BLOCKING AND NAILERS FOR ALL PARTITIONS SUPPORTING MILLWORK, SHELVES ETC
3. COORDINATE DIMENSIONS OF OPENINGS WITH SPECIFICATIONS FOR EQUIPMENT SUPPLIED AND INSTALLED.
4. WATER RESISTANT GYPSUM BOARD, 1219 AFF REQUIRED IN ALL LOCATIONS WITH EXPOSURE TO WATER OR HUMIDITY. THIS INCLUDES BUT IS NOT LIMITED TO WASHROOMS, JANITOR ROOMS & KITCHEN WALLS ABOVE MILLWORK, CABINETS, INCLUDING SINKS UP TO UNDERSIDE OF UPPER CABINETS.
5. ALL PARTITIONS THAT EXTEND FROM SUBFLOOR TO UNDERSIDE FLOOR ASSEMBLY ABOVE ARE TO BE ALIGNED WITH GEOMETRY OF THE ASSEMBLIES TO ENSURE THAT THE ENTIRE PERIMETER IS SEALED AS REQUIRED TO ATTAIN THE NECESSARY FIRE RESISTANCE RATING AND ACOUSTICAL PERFORMANCE.


LEGEND - CONSTRUCTION

- ALI ALIGN DESIGNATED SURFACES
- DIM CLEAR INDICATED CLEAR DIMENSION REQUIRED BETWEEN FINISHED SURFACES
- FD FLOOR DRAIN (REFER TO MECH.)
- RD ROOF DRAIN (REFER TO MECH.)
- EP ELECTRICAL PANEL (REFER TO ELEC.)
- TACTILE ATTENTION INDICATOR AS PER OBC 3.8.3.18
- BARRIER-FREE OPERATOR - REFER TO ELEC.
- 152 DIA. GEOTEXTILE ENCAPSULATED WEeping TILE - SEE GENERAL NOTES
- HATCH INDICATED LOCATION OF FOUNDATION CHECK TO ACCOMMODATE EXTERIOR DOORS. COORD. W/ DOOR SCHEDULE
- RECESSED ENTRANCE FLOOR GRILLE. DIMENSIONS AS INDICATED ON DRAWINGS. PROVIDE 64 mm DEPRESSION. ENSURE SLAB DEPRESSION IS 76 mm LARGER THAN FLOOR GRILLE SIZE.
- FDC FIRE DEPARTMENT CONNECTION COORD W/ MECH
- FHC FIRE HOSE CABINET. COORD W/ MECH
- CONCRETE REFER TO STRUCTURE
- SUSPENDED CONCRETE SLAB WITH WATERPROOFING MEMBRANE FOR VEHICLES
- CONCRETE SLAB WITH SEALANT (INTERIOR SPACES)
- SLAB ON GRADE WITH SEALANT (NO MEMBRANE WATERPROOFING)

No.	Date	Événement / Object
8	2020-10-29	FOR COORD
9	2020-11-06	FOR COORD
11	2020-11-20	FOR COORD
15	2021-01-13	FOR COORD
16	2021-01-15	FOR STRUCT. COORD
19	2021-02-19	FOR COORD
20	2021-02-18	FOR COORD
21	2021-02-19	SITE PLAN CONTROL RESPONSE
25	2021-10-08	SITE PLAN CONTROL RESPONSE
26	2022-01-22	SITE PLAN CONTROL RESPONSE



Smith + Andersen
Ingénieur / Engineer
(Structure / Structural)



CLELAND JARDINE
ENGINEERING LTD.
Architecte / Architect
(Physique / Landscape)

Gino J. Aiello landscape architect
www.GJALA.com
110 Didsbury Road Unit #9 | Ottawa, Ontario | K2T0C2

Ingénieur / Engineer
(Civil / Civil)

McINTOSH PERRY
115 Walgreen Rd, Carp, ON K0A 1L0

Client / Client



GEMSTONE
252 Argyle Ave, Ottawa, ON K2P 1B9

Architecte / Architect
Collectif d'architectes

figuri
190 Somerset St W # 206
Ottawa, ON K2P 0A4
T. 613 896-4122
www.figuri.ca

Drawn / Dessiné / Copied
Ce dessin est sujet au droit d'auteur. Il ne peut être reproduit pour quelque intention ou usage que ce soit, à moins d'être autorisé par écrit par le titulaire de la signature et de l'estampe originale.

This drawing is subject to copyright. It is not to be reproduced for any purpose or by any means, and may only be used if it bears an original stamp and signature.

Notes:
L'entrepreneur doit vérifier toutes les dimensions et informations sur le site et assurer immédiatement l'archivage de toutes erreurs ou omissions.

Contractor shall verify all information and dimensions on site and immediately report any errors or omissions to the architect.

Project / Projet

EIGHTEEN STOREY MIXED-USE DEVELOPMENT

PARKING LEVEL P2 FLOOR PLAN

Date / Date

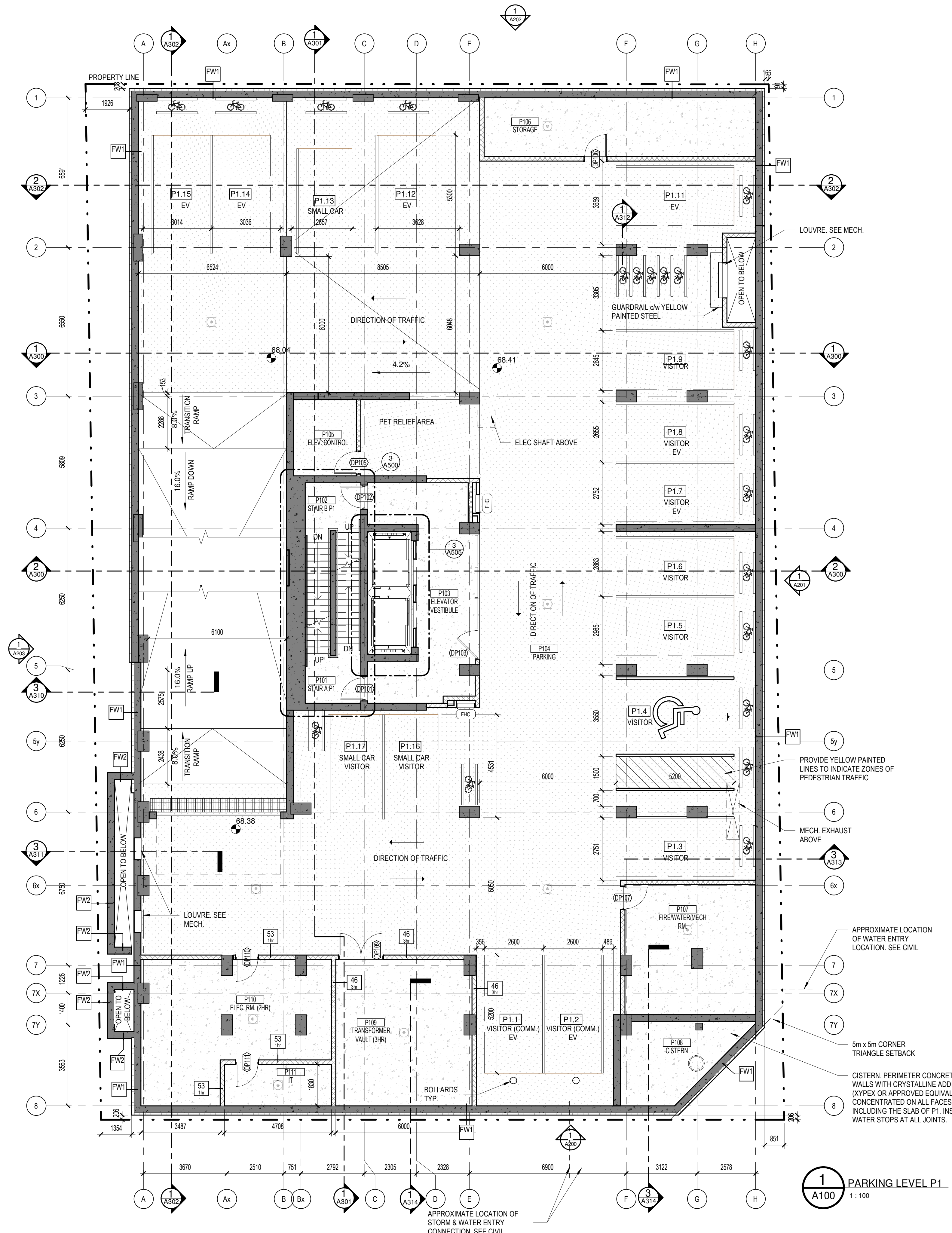
Dessiné par / Drawn by
RD, LK
No. projet / Project number
1954

Vérifié par / Verified by
MD, RC
No. dessin / Drawing number
Revision / Revision

Echelle / Scale
As indicated

Date de création du dessin / Drawing creation date
10/15/20

A099



GENERAL NOTES

1. ALL WINDOW AND DOOR DIMENSIONS ARE TO ROUGH STUD/MASONRY OPENING
2. ALL OUTSIDE DIMENSIONS ARE TO OUTSIDE FACE OF SHEATHING.
3. REFER TO STRUCTURAL DRAWINGS FOR ALL BEAMS, LINTELS, POSTS, FLOOR AND ROOF FRAMING.
4. ALL ELECTRICAL AND MECHANICAL ITEMS SHOWN ON DRAWINGS FOR LOCATIONS ONLY. COORD. W/ MECH. & ELEC. DRAWINGS.
5. CAULK AND SEAL AT ALL MECHANICAL AND ELECTRICAL PENETRATIONS.
6. PROVIDE FIRE-STOPPING FOR ALL MECHANICAL AND ELECTRICAL PENETRATIONS THROUGH FIRE-RATED ASSEMBLIES. INFILL ANY UNUSED PENETRATIONS WITH FIRESTOPPING TO SUIT ASSEMBLY.
7. VERIFY ALL DOOR AND WINDOW SIZES PRIOR TO FRAMING OF OPENINGS.
8. SOILS CONSULTANT TO REVIEW AND VERIFY SOILS CONDITIONS PRIOR TO POURING FOOTINGS.
9. BACKFILL MATERIAL TO BE APPROVED. CLEAR SAND TO MEET REQUIREMENTS OF A DRAINAGE LAYER.
10. REFER TO RCP FOR BULKHEAD LOCATIONS AND DEPTHS.
11. SEE WINDOW SCHEDULE FOR TYPICAL WINDOW TIE-IN DETAILS.
12. FURNITURE SHOWN FOR REFERENCE PURPOSES ONLY. PROVIDE PREFINISHED TRANSITION STRIPS AT JOINTS OF DISSIMILAR MATERIALS.
13. ALL ELECTRICAL CONTROL HEIGHTS WITHIN BARRIER-FREE PATH OF TRAVEL AREAS THROUGHOUT THE BUILDING AND UNITS TO COMPLY WITH OBC 3.8.1.5
14. REFER TO CIVIL & MECHANICAL DRAWINGS FOR WEeping TILE DRAINAGE CONNECTIONS
15. PROVIDE SOUNDPROOF FIBERGLASS MATS IN ALL PARTITIONS WITH SUPPLY PIPES, SANITARY DRAIN OR RAINWATER LEADERS. COORD. W/ MECH.
16. UNIT NAME: "XBD-X-B/F" INDICATES B/F REQUIREMENTS AS PER CAN/CSA NATIONAL STANDARD OF CANADA, AND ACTION OTTAWA'S ACCESSIBLE UNIT REQUIREMENTS

GENERAL NOTES - PARTITION

1. EXCEPT AS OTHERWISE INDICATED, DOORS ARE INSTALLED 4" FROM ADJACENT WALLS.
2. PROVIDE BLOCKING AND NAILERS FOR ALL PARTITIONS SUPPORTING MILLWORK, SHELVES ETC
3. COORDINATE DIMENSIONS OF OPENINGS WITH SPECIFICATIONS FOR EQUIPMENT SUPPLIED AND INSTALLED.
4. WATER RESISTANT GYPSUM BOARD, 1219 AFF REQUIRED IN ALL LOCATIONS WITH EXPOSURE TO WATER OR HUMIDITY. THIS INCLUDES BUT IS NOT LIMITED TO WASHROOMS, JANITOR ROOMS & KITCHEN WALLS ABOVE MILLWORK, CABINETS, INCLUDING SINKS UP TO UNDERSIDE OF UPPER CABINETS.
5. ALL PARTITIONS THAT EXTEND FROM SUBFLOOR TO UNDERSIDE FLOOR ASSEMBLY ABOVE ARE TO BE ALIGNED WITH GEOMETRY OF THE ASSEMBLIES TO ENSURE THAT THE ENTIRE PERIMETER IS SEALED AS REQUIRED TO ATTAIN THE NECESSARY FIRE RESISTANCE RATING AND ACOUSTICAL PERFORMANCE.

LEGEND - CONSTRUCTION

- ALI ALIGN DESIGNATED SURFACES
- DIM CLEAR INDICATED CLEAR DIMENSION REQUIRED BETWEEN FINISHED SURFACES
- FD FLOOR DRAIN (REFER TO MECH.)
- RD ROOF DRAIN (REFER TO MECH.)
- EP ELECTRICAL PANEL (REFER TO ELEC.)
- TACTILE ATTENTION INDICATOR AS PER OBC 3.8.3.18
- BARRIER-FREE OPERATOR - REFER TO ELEC.
- 152 DIA. GEOTEXTILE ENCAPSULATED WEeping TILE - SEE GENERAL NOTES
- HATCH INDICATED LOCATION OF FOUNDATION CHECK TO ACCOMMODATE EXTERIOR DOORS. COORD. W/ DOOR SCHEDULE
- RECESSED ENTRANCE FLOOR GRILLE. DIMENSIONS AS INDICATED ON DRAWINGS. PROVIDE 64 mm DEPRESSION. ENSURE SLAB DEPRESSION IS 76 mm LARGER THAN FLOOR GRILLE SIZE.
- FDC FIRE DEPARTMENT CONNECTION COORD W/ MECH
- FHC FIRE HOSE CABINET. COORD W/ MECH
- CONCRETE REFER TO STRUCTURE
- SUSPENDED CONCRETE SLAB WITH WATERPROOFING MEMBRANE FOR VEHICLES
- CONCRETE SLAB WITH SEALANT (INTERIOR SPACES)
- SLAB ON GRADE WITH SEALANT (NO MEMBRANE WATERPROOFING)

No.	Date	Événement / Object
8	2020-10-29	FOR COORD
9	2020-11-06	FOR COORD
11	2020-11-20	FOR COORD
13	2020-12-11	CLUBF REVIEW
15	2021-01-13	FOR COORD
16	2021-01-19	FOR STRUCT COORD
19	2021-02-10	FOR COORD
20	2021-02-16	FOR COORD
21	2021-02-18	SITE PLAN CONTROL
25	2021-10-08	SITE PLAN CONTROL RESPONSE
26	2022-01-22	SITE PLAN CONTROL RESPONSE

Ingenieur / Engineer
(Mechanical & Electrical / Mechanical & Electrical)

Smith + Andersen
Ingenieur / Engineer
(Structure / Structural)

Ingenieur / Engineer
(Architectural / Architect)

CLELAND JARDINE
ENGINEERING LTD
200, 0000 BROADVIEW AVE. UNIT 100
SCARBOROUGH, ONTARIO M1S 1L3
(416) 291-1133

Ingenieur / Engineer
(Civil / Civil)

Gino J. Aiello landscape architect www.GJALA.com
110 Didsbury Road Unit #9 | Ottawa, Ontario | K2T0C2
613-852-1343

Architecte / Architect

McINTOSH PERRY
115 Walgreen Rd, Carp, ON K6A 1L0

Client / Client

GEMSTONE
252 Argyle Ave, Ottawa, ON K2P 1B9

Architecte / Architect

figuri
3550, Saint-André St. N
Normand, QC J4C 1A6
T. 514 861-5122
www.figuri.ca

Architecte / Architect

figuri
180 Somerset St W # 206
Ottawa, ON K2P 0A4
T. 613 696-4122
www.figuri.ca

Contractor shall verify all information and dimensions on site and immediately report any errors or omissions to the architect.

Project / Project

EIGHTEEN STOREY MIXED-USE DEVELOPMENT

Project / Project

PARKING LEVEL P1 FLOOR PLAN

Drawn by / Dessiné par: RD, LK
No. project / Project number: 1954

Verified by / Vérifié par: MD, RC
No. dessin / Drawing number: [blank]

Scale / Echelle: As indicated

Date de création du dessin / Drawing creation date: 10/15/20

A100