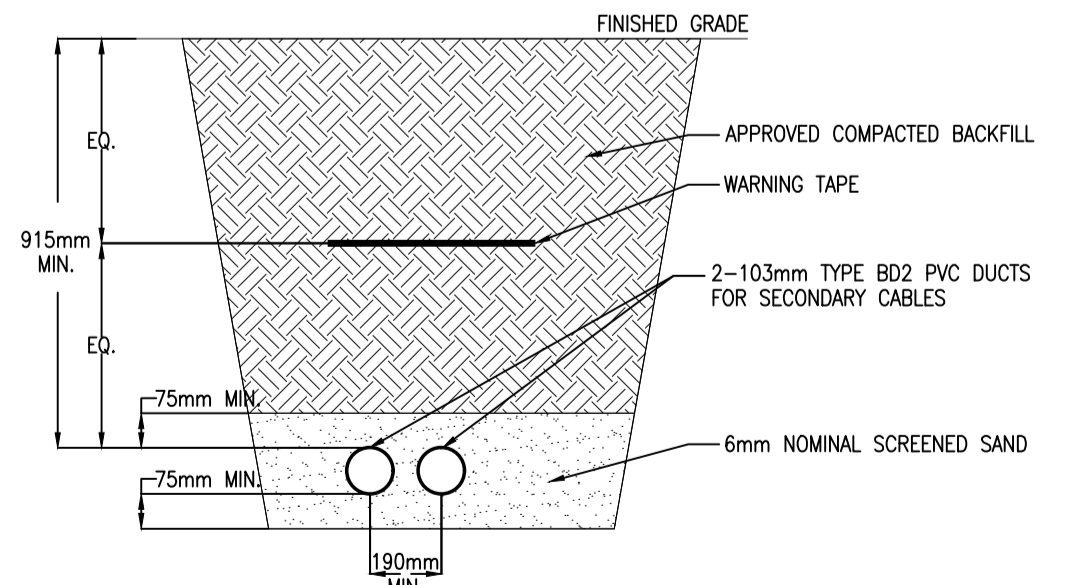
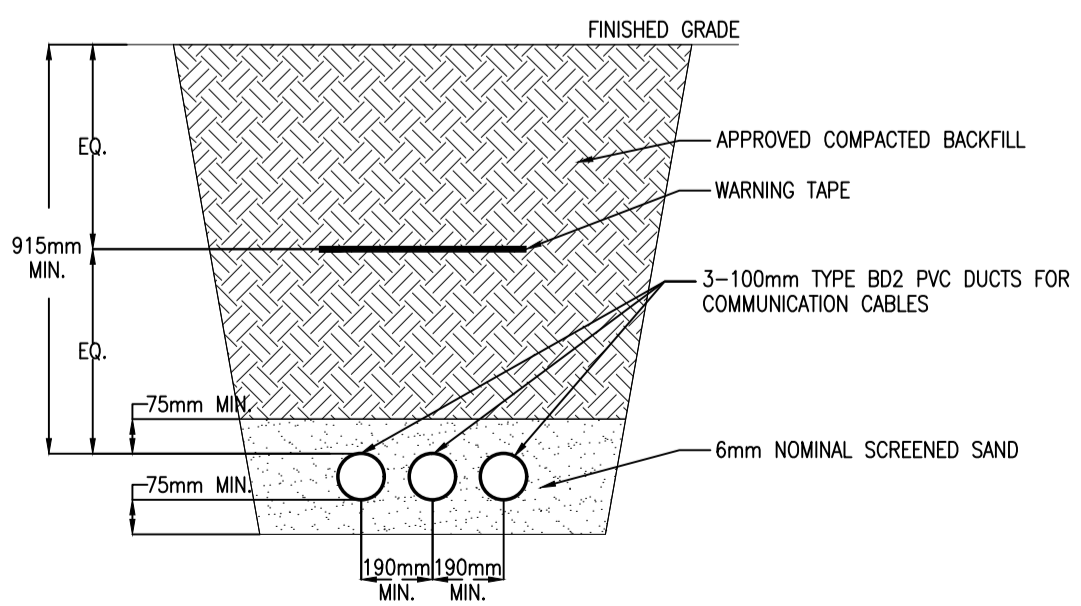


1 ELECTRICAL SITE PLAN
E002 1:500



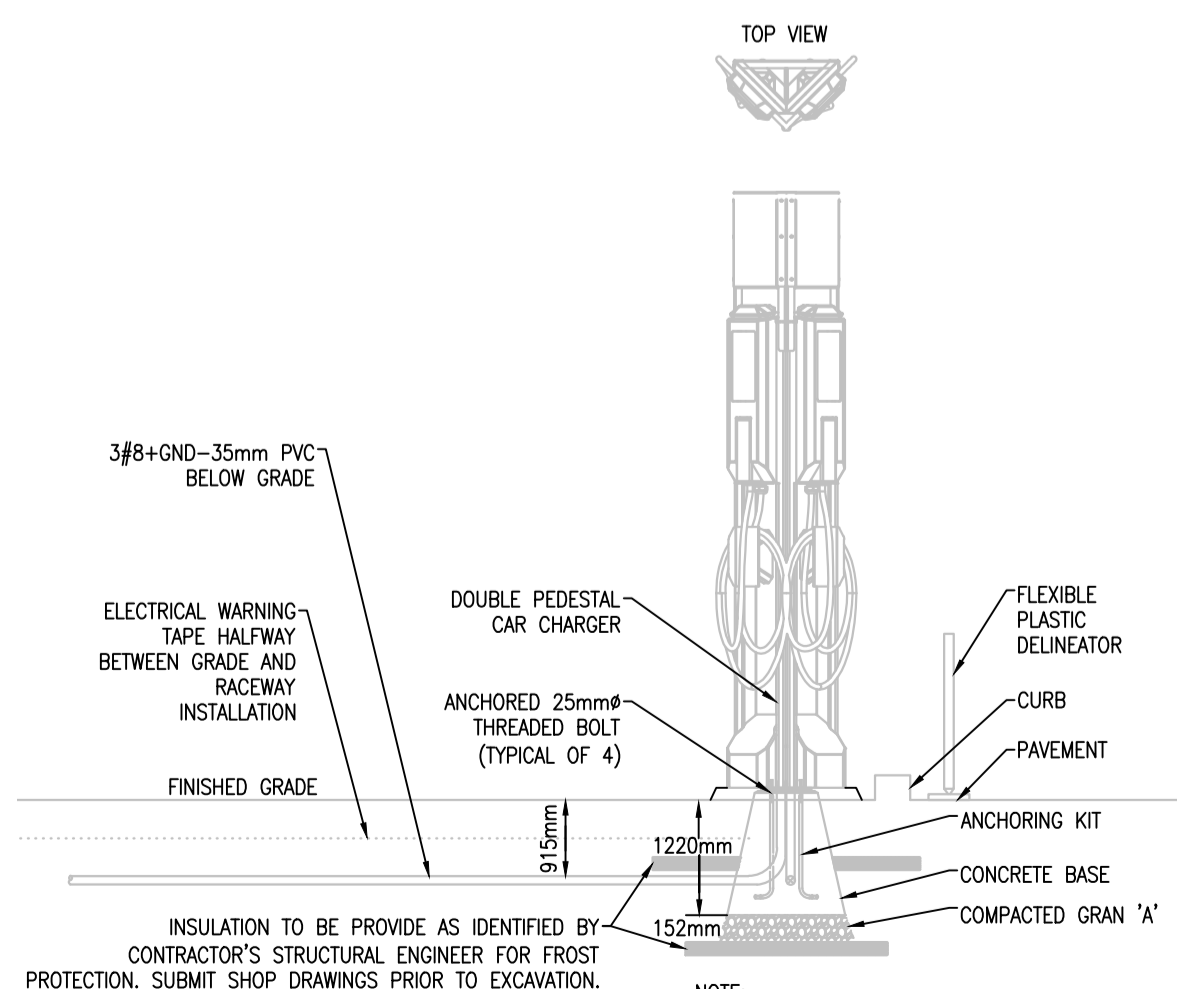
- NOTES:**
- TRENCH AND DUCTS TO BE INSPECTED PRIOR TO SAND FILL BEING PLACED.
 - MAKE PROVISIONS FOR WORKING IN SANDY TERRAIN.
 - DUCT JOINTS TO BE GLUED USING AN APPROVED PVC SOLVENT, WHEN APPLICABLE.
 - ALL DUCTS MUST BE CLEANED AND RODDED, AND A NYLON ROPE TO BE LEFT IN EACH DUCT.

3 SECONDARY DUCT
E002 N.T.S.



- NOTES:**
- TRENCH AND DUCTS TO BE INSPECTED PRIOR TO SAND FILL BEING PLACED.
 - MAKE PROVISIONS FOR WORKING IN SANDY TERRAIN.
 - DUCT JOINTS TO BE GLUED USING AN APPROVED PVC SOLVENT, WHEN APPLICABLE.
 - ALL DUCTS MUST BE CLEANED AND RODDED, AND A NYLON ROPE TO BE LEFT IN EACH DUCT.

4 COMMUNICATION DUCT
E002 N.T.S.

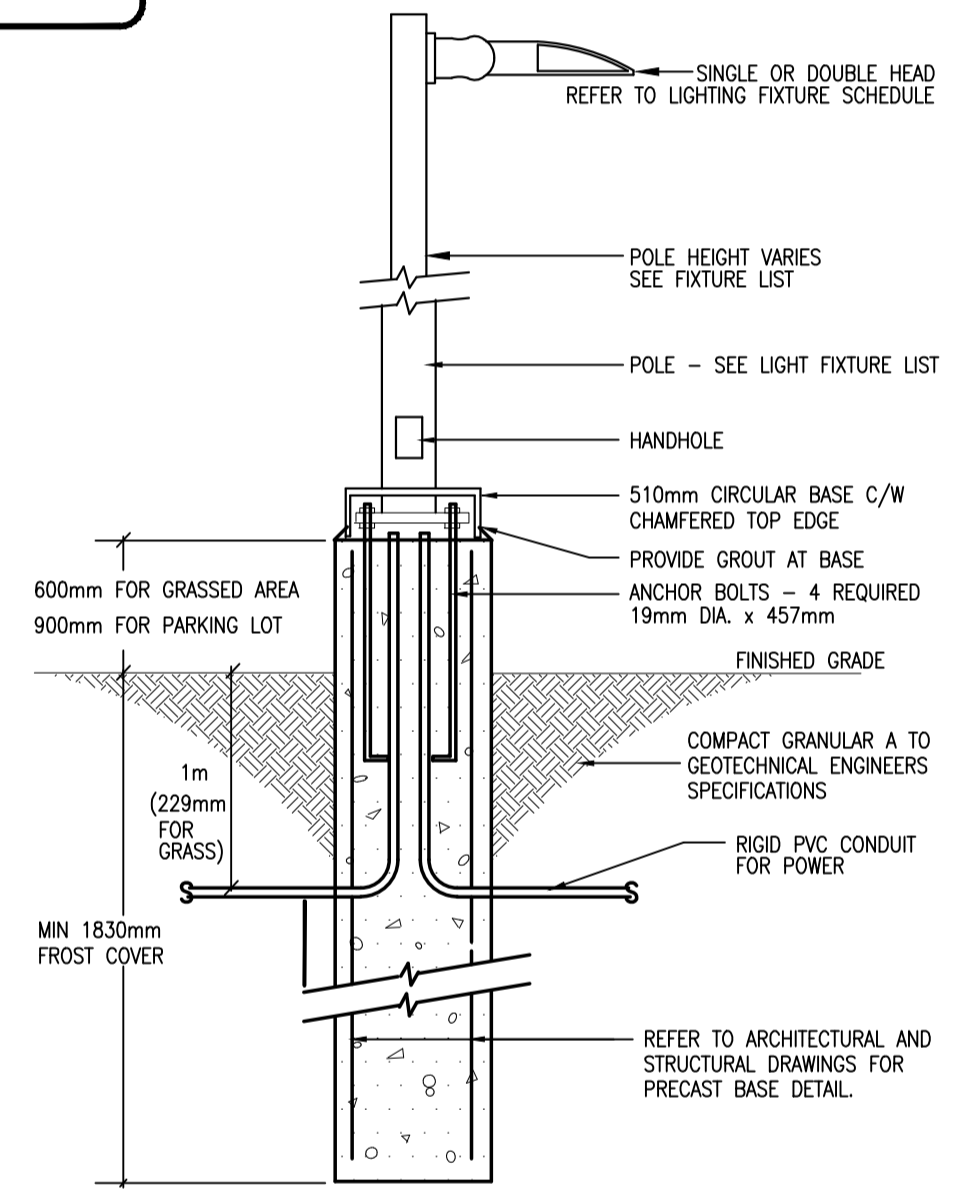


INSULATION TO BE PROVIDED AS IDENTIFIED BY CONTRACTOR'S STRUCTURAL ENGINEER FOR FROST PROTECTION. SUBMIT SHOP DRAWINGS PRIOR TO EXCAVATION.

5 ELECTRIC CAR CHARGER DETAIL
E002 N.T.S.

- DRAWING NOTES**
- PROPOSED LOCATION FOR 500KVA PADMOUNT TRANSFORMER SUPPLIED BY HYDRO OTTAWA. SECONDARY: 347/600V, 3ø, 4W. GENERAL CONTRACTOR TO PROVIDE PAD C/W MANHOLE, CONCRETE BASE AND PAD. PROVIDE GROUNDING C/W BOLLARDS AS PER HYDRO OTTAWA STANDARD. TRANSFORMER SHALL BE MIN. 2M AWAY FROM THE CURB. CONTACT AND COORDINATE HYDRO OTTAWA PROJECT MANAGER AND HYDRO OTTAWA CIVIL INSPECTOR AT START OF THE CIVIL WORK.
 - DIRECT BURIED SECONDARY FEEDERS IN PVC DUCTS. REFER TO RISER DIAGRAM DRAWING E003 AND DETAIL 3/E002. SECONDARY FEEDERS REQUIRE COMPRESSION TYPE CONNECTORS AT THE PADMOUNT TRANSFORMER. LEAVE 15 METER COILED LOOP OF SECONDARY FEEDERS IN TRANSFORMER BASE.
 - 2-100MM DIRECT BURIED PVC DUCT FOR TELEPHONE SERVICE FROM EXISTING BELL/ROGERS PEDESTAL AND 1-100MM DIRECT BURIED PVC DUCT FOR FIBRE OPTIC SERVICE FROM NEW ROGERS (ATRA NETWORK) PEDESTAL TO BACKBOARD IN GROUND FLOOR TELECOM ROOM. SEE DETAIL 4/E002. COORDINATE WORK WITH SERVICE PROVIDER.
 - TYPICAL EXTERIOR LIGHT STANDARDS. SEE DETAIL 2/E002 AND LIGHT FIXTURE SCHEDULE. PROVIDE RELAY AND CONTROL BY BAS.
 - TYPICAL BUILDING WALL MOUNTED EXTERIOR FULL CUT-OFF LIGHT FIXTURE. REFER TO ARCHITECTURAL ELEVATIONS FOR EXACT LOCATION AND MOUNTING HEIGHT. PROVIDE RELAY AND CONTROL BY BAS.
 - TYPICAL OUTDOOR P.A. HORN C/W WIREGUARD. PROVIDE 21MM CONDUIT TO ACCESSIBLE CEILING SPACE. WIRING BY P.A. SYSTEM CONTRACTOR.
 - PROVIDE 4 CELL PRIMARY CONCRETE ENCASED DUCT BANK C/W NEW MANHOLE AND PULL ROPE TO HYDRO OTTAWA STANDARDS. ALLOW FOR 12 METERS LENGTH. COORDINATE EXACT RUN WITH HYDRO OTTAWA.
 - PROVIDE ELECTRIC VEHICLE CHARGING STATION AS FLO SMARTTWO 208-240V S2-V4-TETE-FL-BLUV CHARGING STATION HEADS (2) C/W RFID READER, CONNECTOR MODULE WITH STRAIGHT CABLE AND LOCKING MECHANISM. PROVIDE S2-V4-SBDRM-FL-BLUC CHARGING STATION MOUNTING BASE AND 2XSMARTWO, NEMA 3R ALUMINUM CASTING, 2XSAE J1772 CHARGING CONNECTOR. PROVIDE 2x40A-2P BREAKERS C/W 2x3ø8+GND-35MM C/W UNDERGROUND PVC CONDUIT AND CONNECT TO 120/208V PANEL. CCT # AS INDICATED. REFER TO ARCHITECTURAL DRAWINGS FOR BASE DETAIL. PROVIDE SIGNAGE ON PEDESTAL "EV CHARGING STATION". REFER TO DETAIL 5/E002.
 - PROVIDE 2x40A-2P BREAKER C/W 2x3ø8+GND-27MM C/W UNDERGROUND PVC CONDUIT FROM 120/208V PANEL AND TERMINATE IN WEATHERPROOF JUNCTION BOX FOR FUTURE VEHICLE CHARGING STATION.
 - PROVIDE 100A CAMLOCK CONNECTION C/W NEMA 4 ENCLOSURE FOR TEMP. GENERATOR. (600MM X 400MM). COORDINATE EXACT LOCATION ON SITE.

- GENERAL NOTES:**
- COORDINATE BURIED SERVICES WITH ALL OTHER SERVICES (WATER, SEWER, GAS, HYDRO, TELEPHONE, CABLE, ETC.) REFER TO RELATED SITE SERVICES DRAWINGS.
 - COORDINATE WITH UTILITY AND TELEPHONE/CATV SERVICES FOR LOCATION AND FINAL CONDUIT REQUIREMENTS.
 - COORDINATE LOCATION OF LIGHTING FIXTURES WITH LANDSCAPE PLANS.
 - EXCAVATION BACKFILL AND CONCRETE REINFORCING ASSOCIATED WITH ELECTRICAL WORK TO BE BY GENERAL CONTRACTOR.
 - USE PVC FOR UNDERGROUND ONLY. CHANGE TO EMT INSIDE BUILDING.
 - PROVIDE PVC/EMT TRANSITION ADAPTORS AT EXTERIOR TO INTERIOR CONDUITS.



TYPICAL BASE DETAIL FOR EXTERIOR LIGHT STANDARD
E002 N.T.S.



CLIENT

REV	REVISION DESCRIPTION	DATE
2	ISSUED FOR SITE PLAN APPLICATION	2022-10-07
1	ISSUED FOR 85% REVIEW	2022-09-23

THE ENGINEER WAIVES ANY AND ALL RESPONSIBILITY AND LIABILITY FOR PROBLEMS WHICH ARISE FROM FAILURE TO FOLLOW THESE PLANS, SPECIFICATIONS, AND THE DESIGN INTENT THEY CONVEY, OR FOR PROBLEMS WHICH ARISE FROM OTHER FAILURE TO OBTAIN AND / OR FOLLOW THE ENGINEER'S GUIDANCE WITH RESPECT TO ANY ERRORS, OMISSIONS, INCONSISTENCIES, AMBIGUITIES, OR CONFLICTS WHICH ARE ALLEGED.

THIS DRAWING IS THE PROPERTY OF GOODKEY WEEDMARK & ASSOCIATES LIMITED AND ALL COPYRIGHTS ARE RESERVED. NO USE OF THIS DRAWING MAY BE MADE WITHOUT EXPRESS WRITTEN CONSENT. DO NOT SCALE DRAWINGS.

SEAL

PROJECT NORTH

GWAL 65
Goodkey Weedmark & Associates Ltd.

1688 Woodward Dr.
Ottawa Ontario
Canada K2C 3R8

613 727-5111 Voice
613 727-5115 Fax
www.gwal.com Web

PROJECT

OCSB - FINDLAY CREEK ELEMENTARY SCHOOL

4140 Kelly Farm Dr, Ottawa, ON

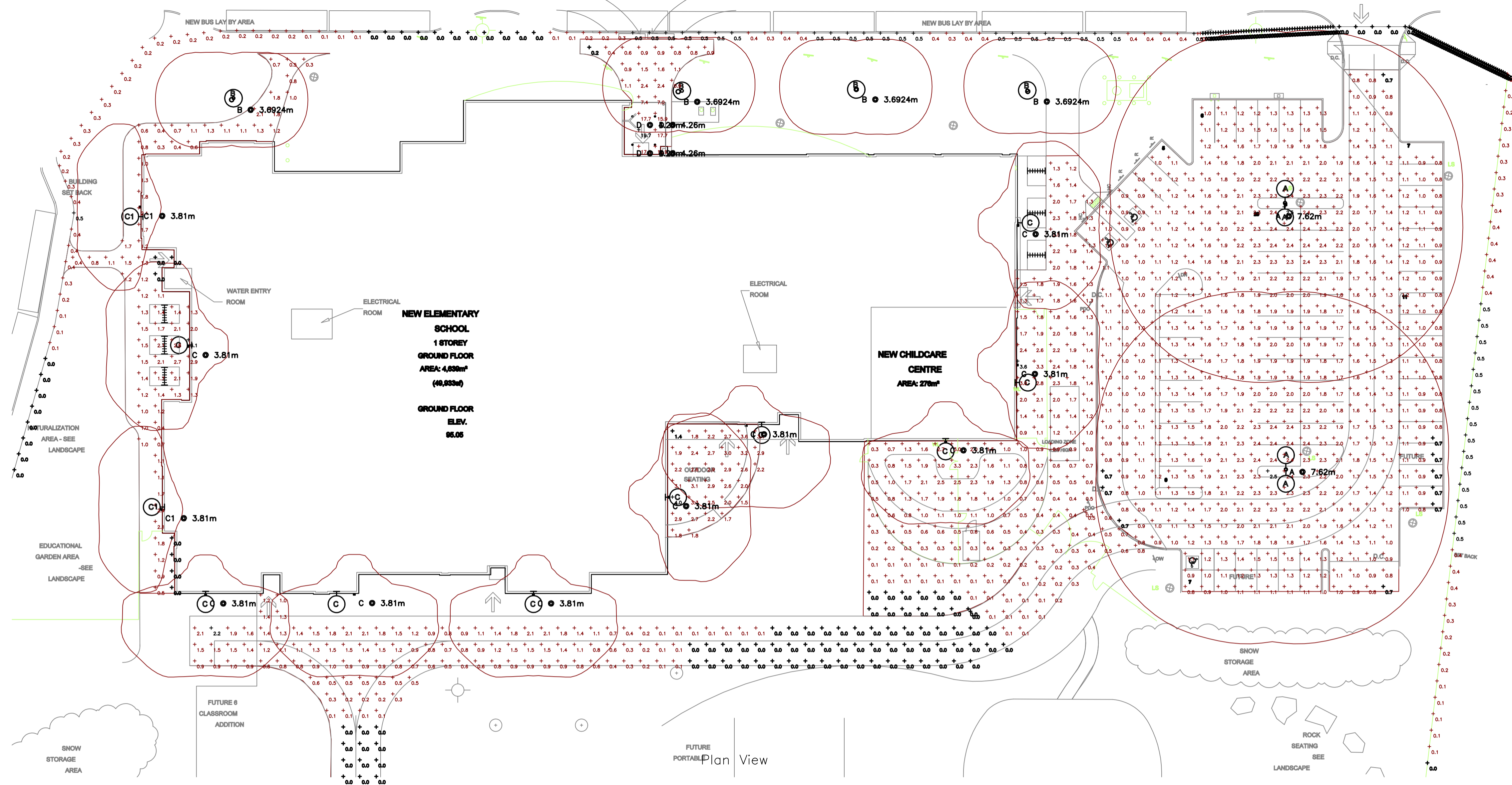
DRAWING

ELECTRICAL SITE PLAN

PROJECT NO. - 2022-511	DRAWING NO. -
SCALE - AS INDICATED	E002
DRAWN - J. GUAN	CHECKED - D.VYAS
PLOT DATE - 2022/09/23	PLOTTED BY -

PLOT SCALE - 1:1

SHEET SIZE: A1



PLOT SCALE - 1:1

Statistics						
Description	Symbol	Avg	Max	Min	Max/Min	Avg/Min
EAST PARKING LOT	+	1.5 fc	2.5 fc	0.7 fc	3.6:1	2.1:1
EAST WALKWAY	+	1.1 fc	3.6 fc	0.0 fc	N/A	N/A
FRONT ENTRANCE	+	5.7 fc	19.7 fc	0.2 fc	98.5:1	28.5:1
OUTDOOR SEATING	+	2.6 fc	4.0 fc	1.4 fc	2.9:1	1.9:1
PROPERTY LINE	+	0.1 fc	0.5 fc	0.0 FC	N/A	N/A
SOUTH DRIVEWAY	+	0.5 fc	2.2 fc	0.0 fc	N/A	N/A
WEST WALKWAY	+	1.2 fc	3.1 fc	0.0 fc	N/A	N/A

Schedule									
Symbol	Label	Quantity	Manufacturer	Catalog Number	Description	Number Lamps	Lumens Per Lamp	Light Loss Factor	Wattage
□	A	2	Lithonia Lighting	RSX2 LED P6 40K R5	RSX Area Fixture Size 2 P6 Lumen Package 4000K CCT Type R5 Distribution	1	28282	0.9	246.63
○	B	4	Lithonia Lighting	RADPT P2 40K PATH R90	RADEAN Post-Top with P2 4000K Pathway distribution.	1	3824	0.9	38.01
▬	C	9	Lithonia Lighting	WDGE2 LED P4 40K 70CRI T3M	WDGE2 LED WITH P4 - PERFORMANCE PACKAGE, 4000K, 70CRI, TYPE 4 MEDIUM OPTIC.	1	4376	0.9	46.66
▬	C1	2	Lithonia Lighting	WDGE2 LED P3 40K 80CRI T3M	WDGE2 LED WITH P3 - PERFORMANCE PACKAGE, 4000K, 80CRI, TYPE 4 MEDIUM OPTIC.	1	3063	0.9	32.14
○	D	4	Lithonia Lighting	LBR6 AL02 (2000LM) SWW1 (4000K) AR LSS MWD 80CRI	6IN LBR Retrofit 2000LM 4000K Clear Semi-Specular Medium Wide 80CRI	1	2425	0.9	24.85

1 SITE LIGHTING CALCULATION
E002.1 NIS

REV	REVISION DESCRIPTION	DATE
2	ISSUED FOR SITE PLAN APPLICATION	2022-10-07
1	ISSUED FOR 85% REVIEW	2022-09-23

THE ENGINEER WAIVES ANY AND ALL RESPONSIBILITY AND LIABILITY FOR PROBLEMS WHICH ARISE FROM FAILURE TO FOLLOW THESE PLANS, SPECIFICATIONS, AND THE DESIGN INTENT THEY CONVEY, OR FOR PROBLEMS WHICH ARISE FROM OTHER FAILURE TO OBTAIN AND / OR FOLLOW THE ENGINEER'S GUIDANCE WITH RESPECT TO ANY ERRORS, OMISSIONS, INCONSISTENCIES, AMBIGUITIES, OR CONFLICTS WHICH ARE ALLEGED.

THIS DRAWING IS THE PROPERTY OF GOODKEY WEEDMARK & ASSOCIATES LIMITED AND ALL COPYRIGHTS ARE RESERVED. NO USE OF THIS DRAWING MAY BE MADE WITHOUT EXPRESS WRITTEN CONSENT. DO NOT SCALE DRAWINGS.

SEAL

PROJECT NORTH

1688 Woodward Dr.
Ottawa Ontario
Canada K2C 3R8

613 727-5111
613 727-5115
www.gwal.com

Voice
Fax
Web

PROJECT

**OCSB - FINDLAY CREEK
ELEMENTARY SCHOOL**

4140 Kelly Farm Dr, Ottawa, ON

DRAWING

SITE LIGHTING CALCULATION

PROJECT NO. - 2022-511	DRAWING NO. -
SCALE - AS INDICATED	E002.1
DRAWN - J. GUAN	CHECKED - D.VYAS
PLOT DATE - 2022/09/23	PLOTTED BY -

SHEET SIZE: A1