


RECORD OF REVISIONS:

1	ISSUED FOR SITE PLAN CONTROL REV. 2	JUNE 7, 2022
2	ISSUED FOR SITE PLAN APPROVAL	DECEMBER 16, 2021
3	NUMBER: REVISION:	DATE: (MM/DD/YYYY)

PRELIMINARY 33%
NOT FOR CONSTRUCTION



CIVITAS ARCHITECTURE INC. OTTAWA, ON T: 613.742.7482
14 CHAMBERLAIN AVENUE, SUITE 101 CANADA K1S 1V9 WWW.CIVITAS-INC.CA
CONSULTANT LOGO:

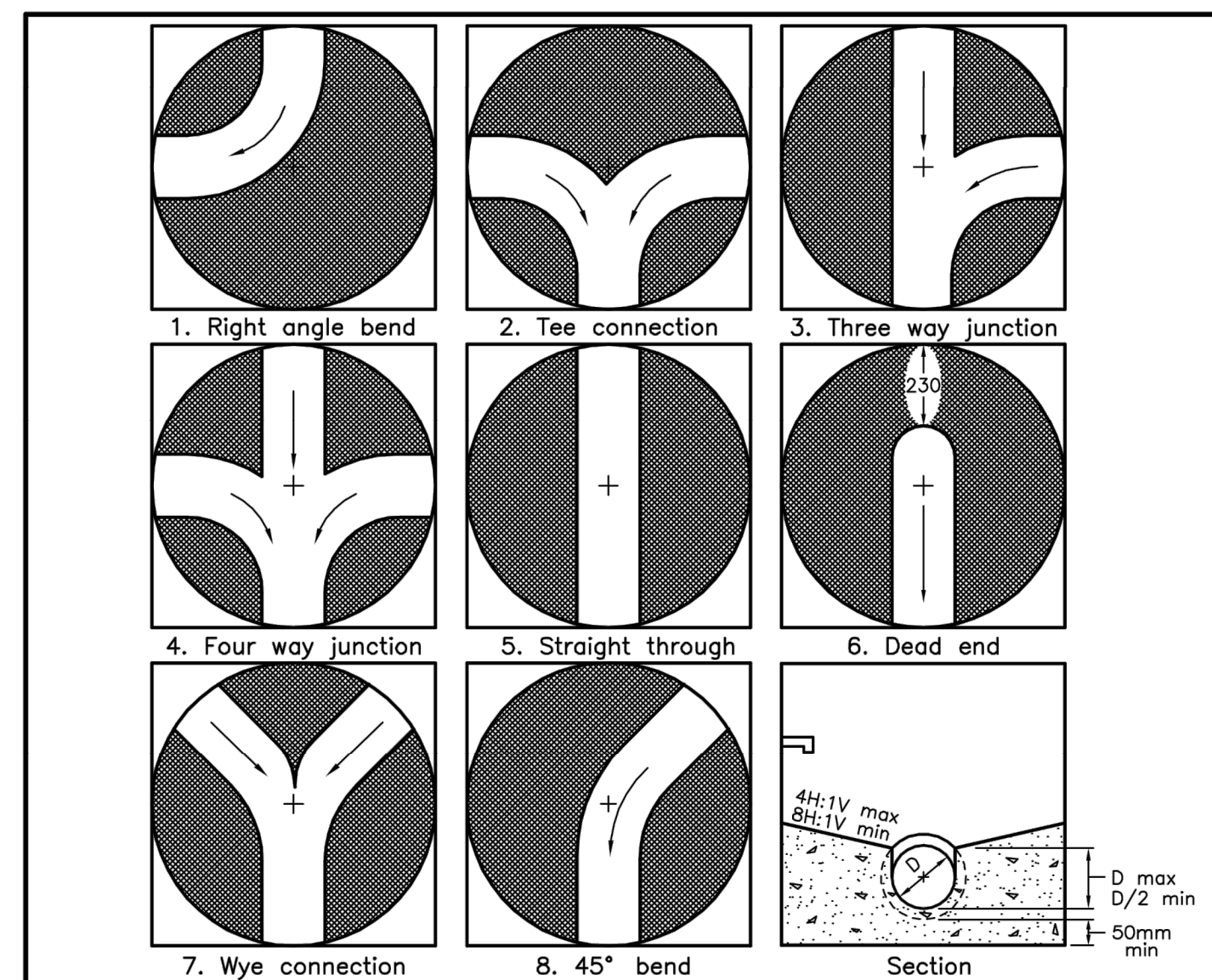
PROJECT TITLE:
- FASTFRATE OTTAWA WAREHOUSE AND DISTRIBUTION FACILITY
SCALE: NONE
SOMME ST. OTTAWA, ON
DRAWING TITLE:

DETAILS

DRAWN BY: D.CANN DRAWING NUMBER:
DATE: DATE: J.SAUVE **C016**
REVIEWED BY: APPROVED BY:
PRINT DATE: REVISION NUMBER:
ISSUED DATE: NOVEMBER 26, 2021
CLIENT PROJECT #: PROJECT #:

A001083

DO NOT SCALE THIS DRAWING. USE DIMENSIONS ONLY. THE CONTRACTOR IS RESPONSIBLE FOR VERIFYING ALL DIMENSIONS AND NOTIFYING THE ARCHITECT OF ANY DISCREPANCIES BEFORE CONSTRUCTION COMMENCES. THIS DRAWING IS TO BE READ IN CONJUNCTION WITH ALL STRUCTURAL, MECHANICAL, ELECTRICAL, CIVIL AND OTHER CONSULTANT DRAWINGS. THIS DRAWING SHALL NOT BE USED FOR CONSTRUCTION PURPOSES UNLESS SIGNED BY THE ARCHITECT. COPYRIGHT RESERVED. ALL PARTS OF THIS DRAWING ARE THE EXCLUSIVE PROPERTY OF THE ARCHITECT AND SHALL NOT BE USED WITHOUT THE EXPRESSED PERMISSION FROM THE ARCHITECT.

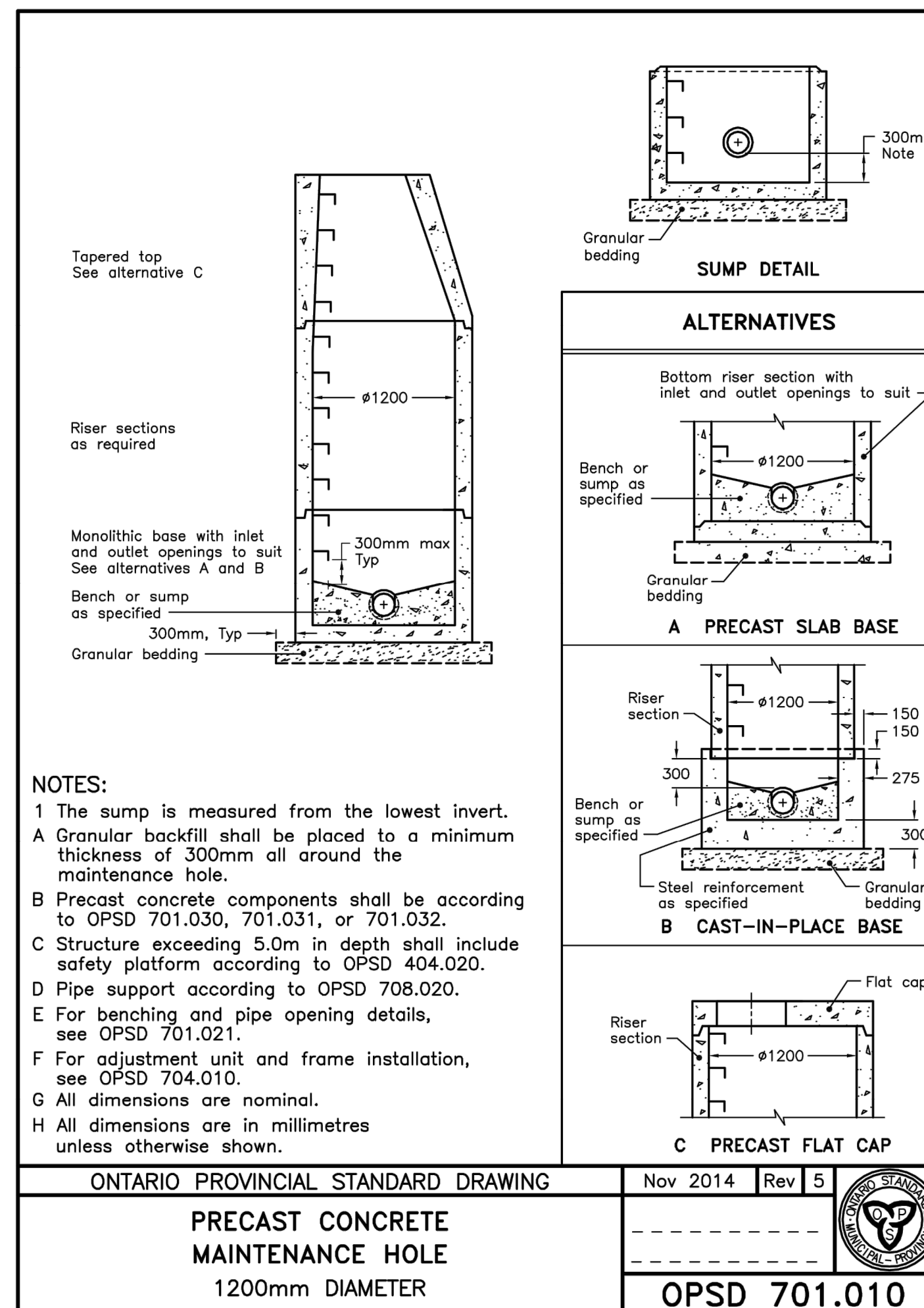


MAXIMUM SIZE HOLE IN THE WALL IN PRECAST RISER SECTIONS

Maintenance Hole Diameter	No. 1-4	No. 5 and 6	No. 8	Inlet Hole No. 7	Outlet Hole
1200	700	860	780	700	860
1500	860	1220	960	860	1170
1800	1220	1485	1220	1220	1485
2400	1485	2020	1760	1485	2020
3000	1930	2450	2300	1930	2450
3600	2470	3085	2730	2470	3085

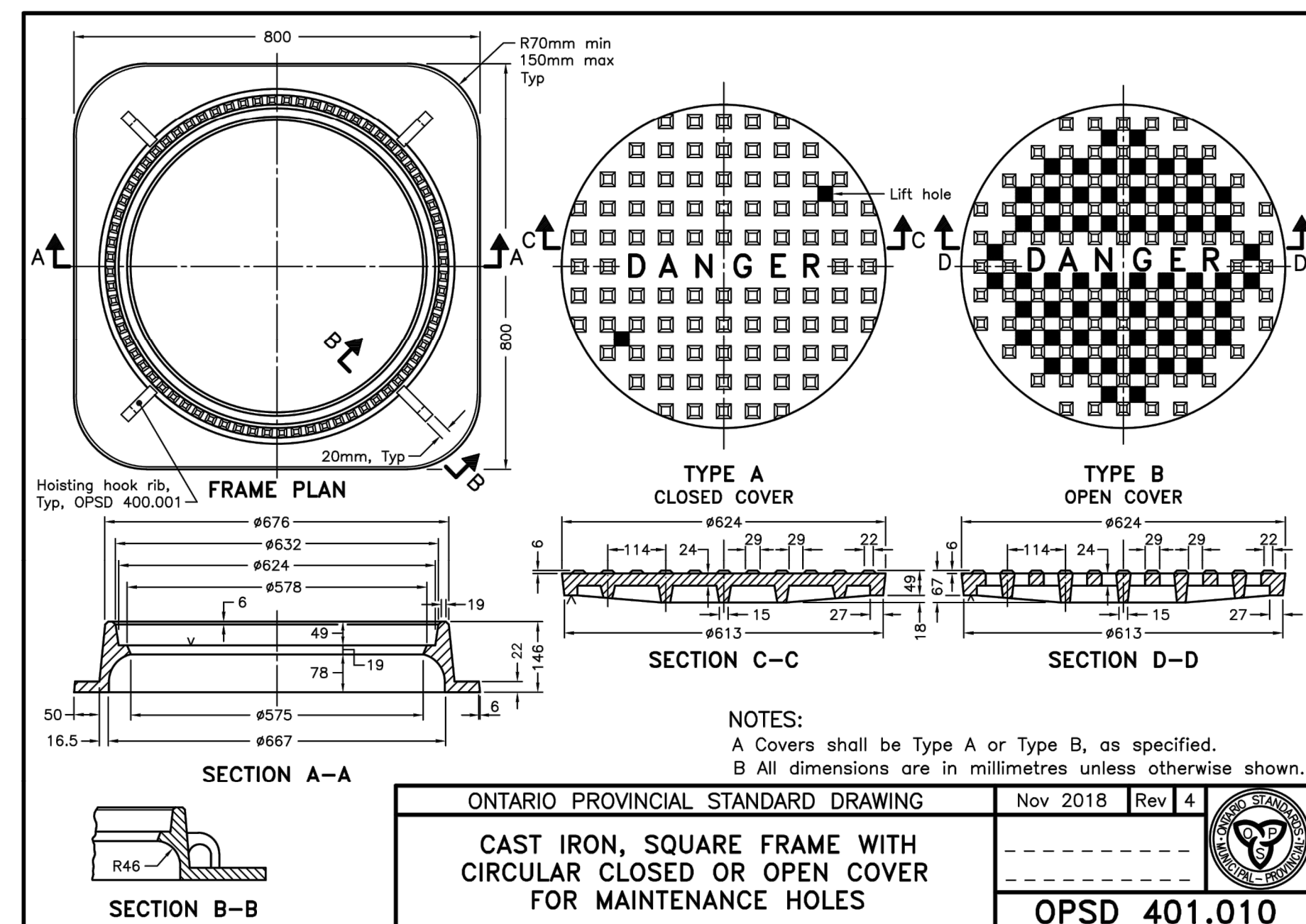
NOTES:
1 Slopes shall be maintained from the outlet hole opening for top of benching.
A Concrete for benching shall be 30MPa.
B When benching is hand-finished, it shall be given wood float finish, channel shall be given steel trowel finish.
C Benchings slope and height shall be as specified.
D When specified, maintenance holes that are 1200mm in diameter with a uniform channel for 200 or 250mm pipe may be prebenched at the manufacturer with standardized benching slope and channel orientation.
E All dimensions are nominal.
F All dimensions are in millimetres unless otherwise shown.

ONTARIO PROVINCIAL STANDARD DRAWING Nov 2014 Rev 4
MAINTENANCE HOLE BENCHING AND PIPE OPENING ALTERNATIVES
OPSD 701.021

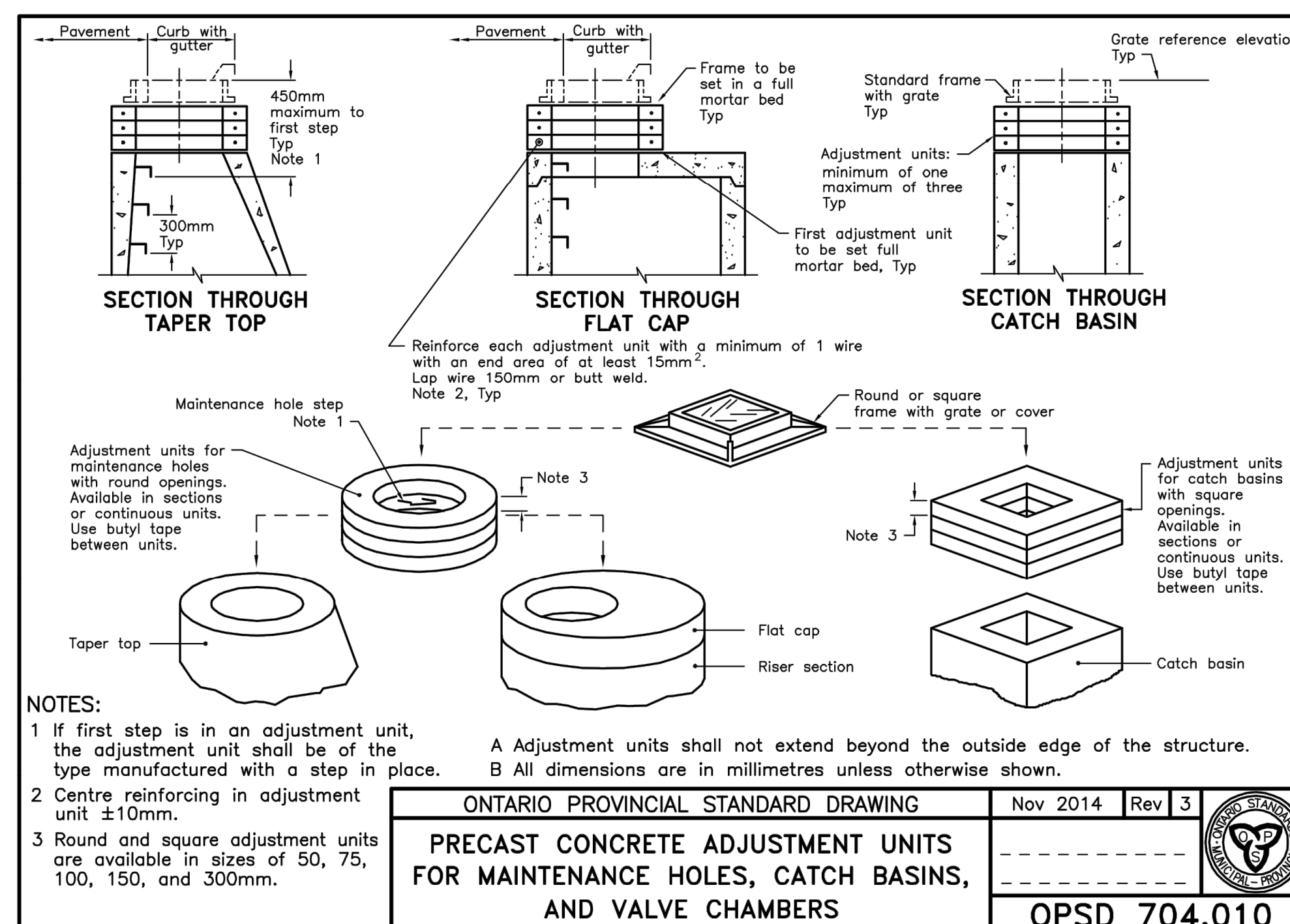


NOTES:
1 The sump is measured from the lowest invert.
A Granular backfill shall be placed to a minimum thickness of 300mm all around the maintenance hole.
B Precast concrete components shall be according to OPSD 701.030, 701.031, or 701.032.
C Structure exceeding 5.0m in depth shall include safety platform according to OPSD 404.020.
D Pipe support according to OPSD 708.020.
E For benching and pipe opening details, see OPSD 701.021.
F For adjustment unit and frame installation, see OPSD 704.010.
G All dimensions are nominal.
H All dimensions are in millimetres unless otherwise shown.

ONTARIO PROVINCIAL STANDARD DRAWING Nov 2014 Rev 5
PRECAST CONCRETE MAINTENANCE HOLE
1200mm DIAMETER
OPSD 701.010



ONTARIO PROVINCIAL STANDARD DRAWING Nov 2018 Rev 4
CAST IRON, SQUARE FRAME WITH CIRCULAR CLOSED OR OPEN COVER FOR MAINTENANCE HOLES
OPSD 401.010



ONTARIO PROVINCIAL STANDARD DRAWING Nov 2014 Rev 3
PRECAST CONCRETE ADJUSTMENT UNITS FOR MAINTENANCE HOLES, CATCH BASINS, AND VALVE CHAMBERS
OPSD 704.010