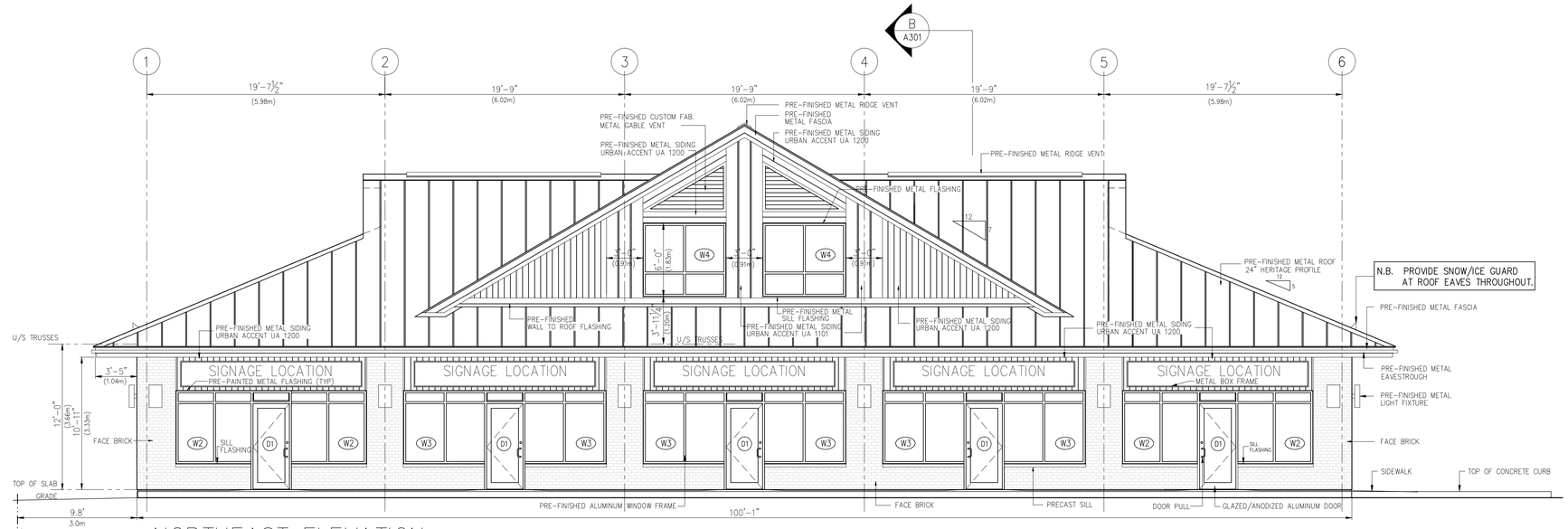

NORTHEAST ELEVATION

SPATIAL SEPARATION OBC 9.10.14.

LIMITING DISTANCE AS PER SITE PLAN = 21.38m (70.14')
AREA OF EXPOSING BUILDING FACE: 100'-1" X 11'-10⅝" = 1189sf (110.46m2)
DORMER: 45'-4"W x 13'-3"H = 600.62 /2 = 300sf (27.87m2)
FENESTRATION: W2 – 6'-1"x 6'-0"= 36.48 X (4) = 145.92sf (13.56m2)
W3 – 6'-7"x 6'-0"= 39.48 X (6) = 236.88sf (22.0m2)
W4 – 6'-0"x 6'-9¾"= 40.74 X (2) = 81.48sf (7.57m2)
D1 – 3'-6"x 8'-1½"= 28.52 X (5) = 142.62sf (13.25m2)

TOTAL AREA OF UNPROTECTED OPENINGS: 606.90sf (56.38m2)

% OF UNPROTECTED OPENINGS: 606.90 / 1489 = 40.8%
PER TABLE 9.10.14.4. : MAX. % OF UNPROTECTED OPENINGS = 100%

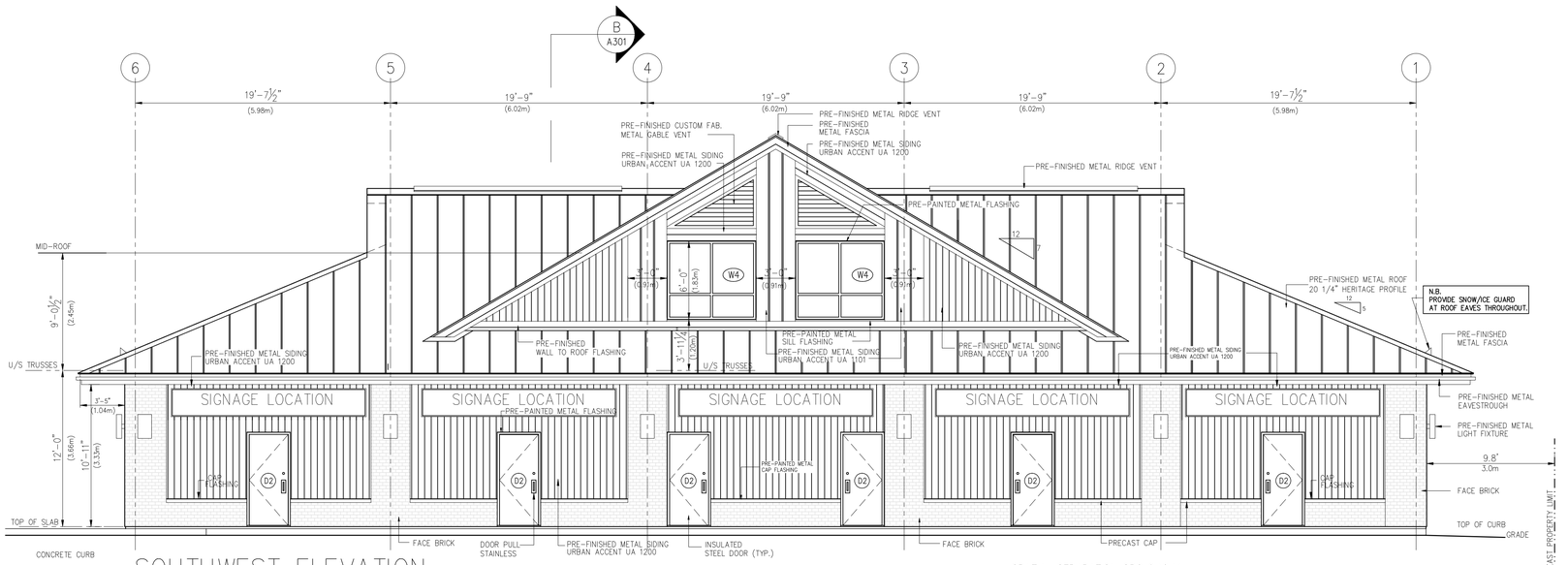

SOUTHWEST ELEVATION

SPATIAL SEPARATION OBC 9.10.14.

LIMITING DISTANCE AS PER SITE PLAN = 24.68m (80.97')
AREA OF EXPOSING BUILDING FACE: 100'-1" X 11'-10⅝" = 1189sf (110.46m2)
DORMER: 45'-4"W x 13'-3"H = 600.62 /2 = 300sf (27.87m2)
FENESTRATION: W4 – 6'-0"x 6'-9¾"= 40.74 X (2) = 81.48sf (7.57m2)

% OF UNPROTECTED OPENINGS: 81.48 / 1489 = 0.05%
PER TABLE 9.10.14.4. : MAX. % OF UNPROTECTED OPENINGS = 100%

EXTERIOR FINISHES LEGEND:

METAL ROOF AND RIDGE VENT: IDEAL ROOFING
HERITAGE (HF) PROFILE 24GA. 20 1/4" WIDE PANELS
COL. MARITIME GREY ID 690

ALUMINUM FASCIA:
COL. TO MATCH METAL ROOFING

VENTED ALUMINUM SOFFIT:
COL. TO MATCH METAL ROOFING

CUSTOM METAL GABLE VENTS: SIDES
VALSPAR WEATHER XL – COL. CHARCOAL ID 8306

CUSTOM METAL GABLE VENTS: FRONT & REAR
VALSPAR WEATHER XL – COL. STONE GREY ID 8305

FRONT AND REAR GABLE SIDING & TRIM: IDEAL ROOFING
URBAN ACCENT SERIES UA 1200
VALSPAR WEATHER XL – COL. STONE GREY ID 8305
URBAN ACCENT SERIES UA 1101
VALSPAR WEATHER XL – COL. CHARCOAL ID 8306
(REFER TO WALL ELEVATIONS)

PRE-PAINTED METAL FLASHING:
VALSPAR WEATHER XL – COL. STONE GREY ID 8305

PERIMETER WALL METAL SIDING & TRIM: IDEAL ROOFING
URBAN ACCENT SERIES UA 1200 –
VALSPAR WEATHER XL – COL. STONE GREY ID 8305

N.B. PRE-FINISHED METAL SIDING CONFORMING TO OBC 9.27.11. & 5.10.1.1.
URBAN ACCENT SERIES UA 1200 – SPECIFICATION: ASTM-A653
STRUCTURAL STEEL GRADE ARCHITECTURAL PANEL 0.32" (0.81mm thick)
or 22ga steel material.

PERIMETER WALL ACCENT BRICK: PERMACON
MELVILLE SLIK BRICK (UNIT A) 3⅝" X 3⅛" X 10⅝"
COL. ROCKLAND BLACK (DARK GREY GROUT)

PRE-PAINTED METAL FLASHING:
VALSPAR WEATHER XL – COL. STONE GREY ID 8305

PRE-PAINTED METAL WALL TO ROOF FLASHING:
COL. MARITIME GREY ID 690

PRECAST CONCRETE WINDOW SILL/BRICK CAP:
STANDARD GREY

PRE-PAINTED ALUMINUM WINDOWS AND DOORS:
COL. BLACK – LOW SHEEN

DOOR HARDWARE:
STAINLESS STEEL FINISH

LIGHTING FIXTURES:
BLACK – LOW SHEEN FINISH

SIGN BOX FRAME:
BLACK – LOW SHEEN FINISH

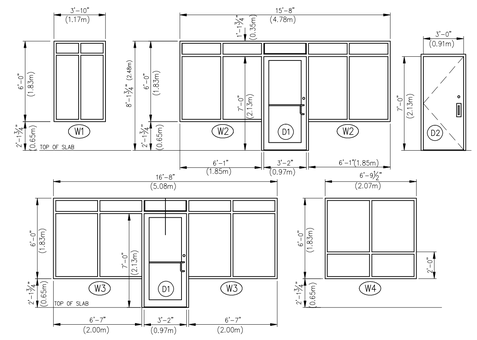

WINDOWS AND DOORS SCHEDULE

N.B. ALL ALUMINUM FRAMES TO BE THERMALLY BROKEN

(W1) ANODIZED ALUMINUM FRAME – BLACK LOW SHEEN
4 FIXED PANELS
INSULATED GLASS C/W LOW-E, ARGON
QUANTITY: 8

(W2) ANODIZED ALUMINUM FRAME – BLACK LOW SHEEN
4 FIXED PANELS
INSULATED GLASS C/W LOW-E, ARGON
QUANTITY: 4

(W3) ANODIZED ALUMINUM FRAME – BLACK LOW SHEEN
4 FIXED PANELS
INSULATED GLASS C/W LOW-E, ARGON
QUANTITY: 6

(W4) ANODIZED ALUMINUM FRAME – BLACK LOW SHEEN
4 FIXED PANELS
SINGLE GLASS
QUANTITY: 4
NOTE: WINDOW LOCATED IN ROOF DORMER GABLE WALL NON HEATED SPACE – ARCHITECTURAL FEATURE ONLY

(D1) ANODIZED ALUMINUM FRAME – BLACK LOW SHEEN
INSULATED TEMPERED GLASS C/W LOW-E, ARGON,
WEATHERSTRIPPING, SWEEP,
THERMALLY BROKEN ALUMINUM THRESHOLD,
DOOR CLOSER – LCN1460 OR EQUIVALENT,
CDH2615-1 FINISH 32D STAINLESS PUSH/PULL
KEYED CYLINDER EXIT LOCK WITH INTERIOR THUMBTURN
QUANTITY: 5

(D2) STEEL DOOR & FRAME C/W THERMO BREAK
INSULATED CORE DOOR,
WEATHERSTRIPPING, SWEEP,
THERMALLY BROKEN ALUMINUM THRESHOLD,
DOOR CLOSER – LCN1460 OR EQUIVALENT,
ADAMS RITE 8400 PANIC SET WITH EXTERIOR PULL
AND KEYED CYLINDER LOCK – STAINLESS
QUANTITY: 6

ALL BARRIER-FREE FRONT ENTRY DOORS TO BE 38"x 84"
ON METAL FRAME, EQUIPPED WITH A POWER OPERATOR
WITH SELF CLOSING DEVICE IN ACCORDANCE WITH OBC 3.8.3.3 (4).

GENERAL NOTE: ZONE 1 (I-P)
OBC SB-10 DIV. 5 REQUIREMENTS FOR:
VERTICAL FENESTRATION 0%-40% WALL/WINDOW RATIO
MAXIMUM ASSEMBLY U-VALUE = 0.38
MAXIMUM ASSEMBLY SHGC = 0.40
MINIMUM VT/SHGC = 1.10

ENTRANCE DOORS
MAXIMUM ASSEMBLY U-VALUE = 0.69
MAXIMUM ASSEMBLY SHGC = 0.40

MINIMUM THERMAL RESISTANCE OF INSULATED CORE METAL DOORS = R4 OR RSI 0.7

MALETTE
DESIGN
BCIN No. 112887
TEL: 613-762-6069
malettedesign@yahoo.ca

I, GILLES MALETTE, REVIEW AND TAKE RESPONSIBILITY FOR THE DESIGN WORK ON BEHALF OF A FIRM REGISTERED UNDER SUBSECTION 3.2.4. OF DIVISION C, OF THE BUILDING CODE EDITION 2012.

I AM QUALIFIED, AND THE FIRM IS REGISTERED IN THE APPROPRIATED CLASSES/CATEGORIES.

INDIVIDUAL BCIN: 26217
FIRM BCIN: 112887

ALL WORK TO BE DONE IN ACCORDANCE WITH THE 2012 EDITION OF THE ONTARIO BUILDING CODE.

IT IS THE RESPONSIBILITY OF THE INDIVIDUAL CONTRACTOR TO CHECK AND VERIFY ALL DIMENSIONS ON SITE AND TO REPORT ANY DISCREPANCIES TO THE DESIGNER AND/OR CONSULTANTS.

CONTRACTORS MUST COMPLY WITH ALL PERTINENT CODES AND BY-LAWS.

CONFIRM LOCATION OF ALL UNDERGROUND SERVICES PRIOR TO EXCAVATION.

DO NOT SCALE DRAWINGS. COPYRIGHT RESERVED.

CONSULTANTS:

No.		DATE
08	SUBMITTED FOR REVIEW & PERMIT ADDED WINDOWS/DOORS SHCEDULE & EXTERIOR FINISHES TO DWG SHEET, INCREASED WIDTH OF FRONT ENTRY DOORS (D1).	JAN 09/20
07	FOR APPROVAL	NOV 16/18
06	REVISED TO 5 RENTAL UNITS WITH CORRECTIONS TO ALL DWGS & SUBMITTED FOR FINAL REVIEW.	OCT 22/18
05	SUBMITTED FOR M&E P.ENG.	AUG 31/18
04	RE-SUBMITTED FOR STRUCTURAL	MAR 9/18
03	REVISED FOR CLIENT REVIEW	JUNE 29/12
02	REVISED FOR CLIENT REVIEW	APR 24/12
01	SUBMITTED FOR CLIENT REVIEW	APR 23/12

PROJECT TITLE:

BLOCK 63
PLAN 4M-1398

7564 Village Centre Place
Greely, ON

DRAWING TITLE:

EXTERIOR ELEVATIONS

WINDOWS/DOORS SCHEDULE

EXTERIOR FINISHES LEGEND

PROJECT No. :

DATE:
APRIL 20, 2012

SCALE:
3/16" = 1'- 0"

DWG BY: G. MALETTE
BCIN No. 26217

DWG No:
A-201