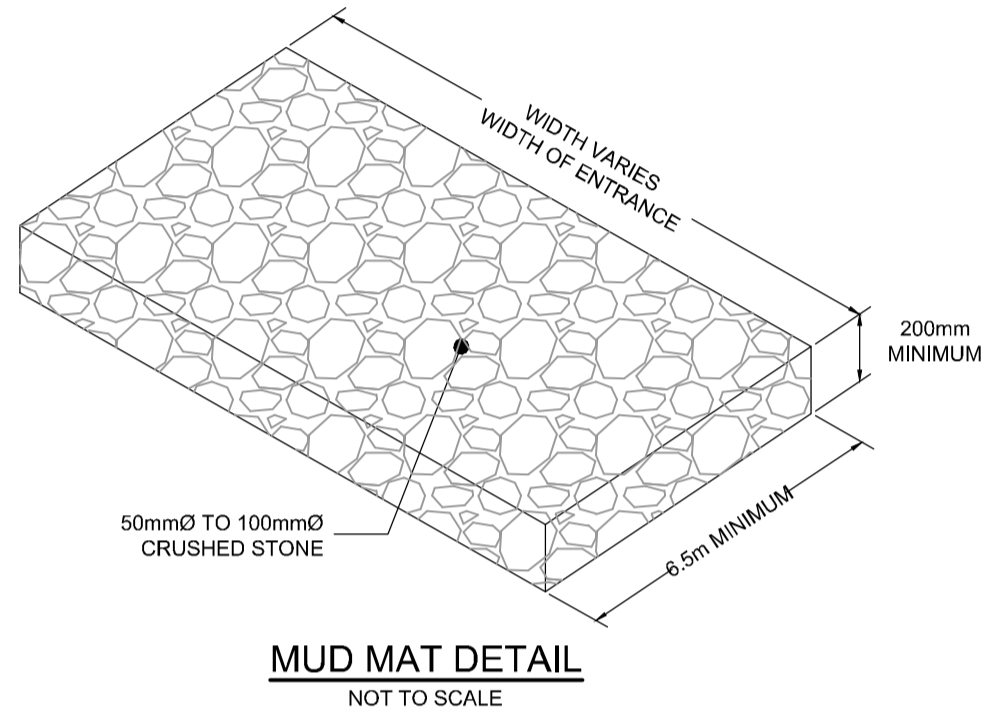


LEGEND

- PROPERTY LINE
- PROPOSED CURB
- PROPOSED DEPRESSED CURB
- PROPOSED STORM MANHOLE
- PROPOSED CATCHBASIN MANHOLE
- PROPOSED CATCHBASIN
- PROPOSED TRENCH DRAIN
- PROPOSED LANDSCAPE DRAIN
- PROPOSED BUILDING ENTRANCE
- PROPOSED RETAINING WALL C/W GUARD RAIL
- PROPOSED TRANSFORMER DETAIL
- PROPOSED GAS METER
- TERRACING 3:1 SLOPE MAX (UNLESS OTHERWISE INDICATED)
- PROPOSED FILTER BAGS AT CATCHBASINS, CATCHBASIN MANHOLES AND TRENCHDRAINS
- PROPOSED MUD MAT
- LIGHT DUTY SILT FENCE (OPSD 219.110)
- EXISTING STORM MANHOLE
- EXISTING CATCHBASIN
- EXISTING CATCHBASIN MANHOLE
- 100 YEAR FLOOD ELEVATION
- MVCA REGULATORY LIMIT
- EXISTING POND WALL



EROSION AND SEDIMENT CONTROL NOTES :

- ALL EROSION AND SEDIMENT CONTROLS SHALL BE INSTALLED TO THE SATISFACTION OF THE ENGINEER, CITY OF OTTAWA AND THE CONSERVATION AUTHORITY. THEY SHALL BE APPROPRIATE TO THE SITE CONDITIONS, PRIOR TO UNDERTAKING ANY SITE ALTERATIONS (FILLING, GRADING, REMOVAL OF VEGETATION, ETC.) AND DURING ALL PHASES OF SITE PREPARATION AND CONSTRUCTION. THESE PRACTICES SHALL BE IMPLEMENTED IN ACCORDANCE WITH THE CURRENT BEST MANAGEMENT PRACTICES FOR EROSION AND SEDIMENT CONTROL AND SHOULD INCLUDE AS A MINIMUM THOSE MEASURES INDICATED ON THE PLAN.
- TO PREVENT SURFACE EROSION FROM ENTERING THE DITCH OR STORM SYSTEM DURING CONSTRUCTION, FILTER SOCKS WILL BE PLACED UNDER GRATES OF ALL PROPOSED AND EXISTING CATCHBASINS AND STRUCTURES. A LIGHT DUTY SILT FENCE BARRIER WILL ALSO BE INSTALLED IN SELECTED LOCATIONS, AND STRAW BALE BARRIERS WILL BE INSTALLED WITHIN THE OUTLET DITCHES. THESE CONTROL MEASURES WILL REMAIN IN PLACE UNTIL VEGETATION HAS BEEN ESTABLISHED AND CONSTRUCTION COMPLETE.
- THE SEDIMENT CONTROL MEASURES SHALL ONLY BE REMOVED WHEN, IN THE OPINION OF THE ENGINEER, THE MEASURES ARE NO LONGER REQUIRED. NO CONTROL MEASURES MAY BE PERMANENTLY REMOVED WITHOUT PRIOR AUTHORIZATION FROM THE ENGINEER.
- THE CONTRACTOR SHALL IMMEDIATELY REPORT TO THE ENGINEER ANY ACCIDENTAL DISCHARGES OF SEDIMENT MATERIAL INTO ANY DITCH OR STORM SEWER SYSTEM. APPROPRIATE RESPONSE MEASURES, INCLUDING ANY REPAIRS TO EXISTING CONTROL MEASURES OR THE IMPLEMENTATION OF ADDITIONAL CONTROL MEASURES, SHALL BE CARRIED OUT BY THE CONTRACTOR WITHOUT DELAY.
- THE CONTRACTOR ACKNOWLEDGES THAT FAILURE TO IMPLEMENT EROSION AND SEDIMENT CONTROL MEASURES MAY BE SUBJECT TO PENALTIES IMPOSED BY ANY APPLICABLE REGULATORY AGENCY.
- THE CONTRACTOR SHALL PROVIDE DUST CONTROL WITH THE APPLICATION OF WATER AND/OR CALCIUM CHLORIDE AS REQUIRED.

REFER TO 120202-ND1 & ND2 FOR ADDITIONAL NOTES

NOTE:
THE POSITION OF ALL POLE LINES, CONDUITS, WATERMANS, SEWERS AND OTHER UNDERGROUND AND OVERGROUND UTILITIES AND STRUCTURES IS NOT NECESSARILY SHOWN ON THE CONTRACT DRAWINGS, AND WHERE SHOWN, THE ACCURACY OF THE POSITION OF SUCH UTILITIES AND STRUCTURES IS NOT GUARANTEED. BEFORE STARTING WORK, DETERMINE THE EXACT LOCATION OF ALL SUCH UTILITIES AND STRUCTURES AND ASSUME ALL LIABILITY FOR DAMAGE TO THEM.

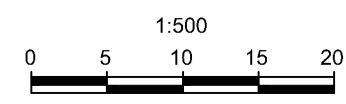
Owner:
Wesley Clover International
c/o Richard Goldstein
KRP Properties
300-555 Legget Drive, Tower B,
Kanata, ON K2K 2K3

NOT FOR
CONSTRUCTION

No.	REVISION	DATE	BY
3.	REVISED PER CITY COMMENTS	APR 04/22	GJM
2.	ISSUED FOR GARAGE COORDINATION	MAR 25/22	GJM
1.	REVISED PER CITY COMMENTS	JAN 28/22	GJM


SCALE

1:500



DESIGN	ARM
CHECKED	GJM
DRAWN	RJG
CHECKED	ARM
APPROVED	GJM

FOR REVIEW ONLY



NOVATECH
Engineers, Planners & Landscape Architects
Suite 200, 240 Michael Cowpland Drive
Ottawa, Ontario, Canada K2M 1P6
Telephone (613) 254-9643
Facsimile (613) 254-5867
Website www.novatech-eng.com

LOCATION
CITY OF OTTAWA
BROOKSTREET APARTMENTS
DRAWING NAME
EROSION AND SEDIMENT
CONTROL PLAN

PROJECT NO.	120202-00
REV	REV 3
DRAWING NO.	120202-ESC