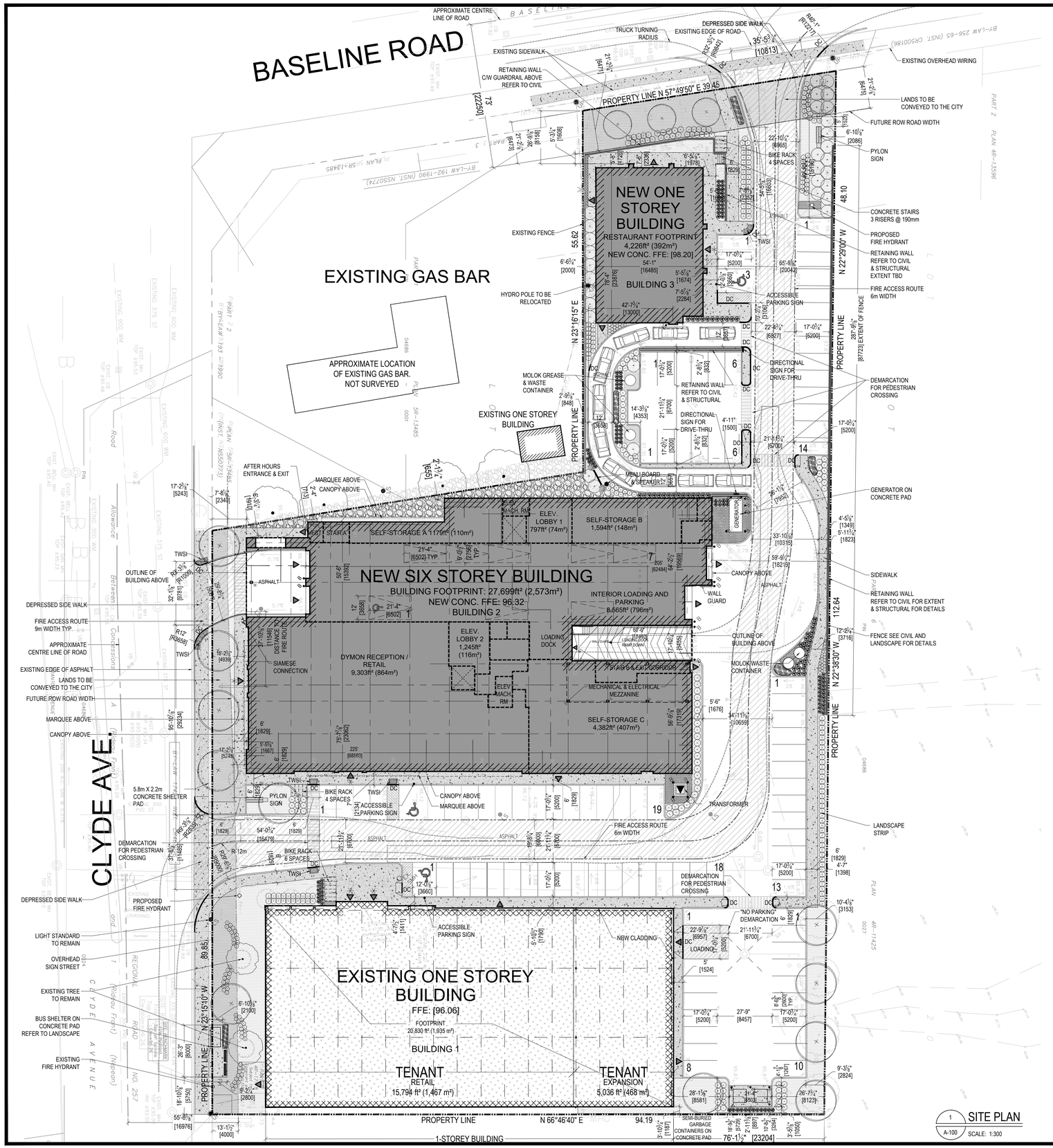

1 SITE PLAN
A-100 SCALE: 1:300

SITE STATISTICS

LEGAL DESCRIPTION OF PROPERTY:

PART OF LOT 21
REGISTERED PLAN 30
CITY OF OTTAWA

BOUNDARY INFORMATION FROM SURVEY FROM
FARLEY, SMITH & DENIS SURVEYING LTD. 2017
ONTARIO LAND SURVEYORS

ZONING: AM10 [2217]

LOT AREA: 11,366.57 m² (1.14 Ha)
LOT AREA AFTER ROW: 10,823 m² (1.08 Ha)

GFA BUILDING 1 (FORMER VALUE VILLAGE)

EXISTING FOOTPRINT:	1,935 m²	(20,830 ft²)
EXISTING FLOOR AREA TENANT:	1,467 m²	(15,794 ft²)
EXISTING MEZZANINE TENANT:	149 m²	(1,603 ft²)
EXISTING GROUND FLOOR TENANT EXPANSION:	468 m²	(5,036 ft²)
TOTAL FLOOR AREA BUILDING 1:	2,084 m²	(22,433 ft²)

GFA EXISTING MEZZANINE:	125 m²	(1,354 ft²)
GFA EXISTING GROUND FLOOR TENANT:	1,347 m²	(14,500 ft²)
GFA EXISTING GROUND FLOOR TENANT EXPANSION:	437 m²	(4,707 ft²)
GFA TOTAL BUILDING 1:	1,910 m²	(20,561 ft²)

BUILDING 2 (NEW 6-STOREY BUILDING)

FOOTPRINT	2,573 m²	(27,699 ft²)
SECOND TO SIXTH FLOOR (2,827 m² (30,436 ft²))	14,137 m²	(152,180 ft²)
MEZZANINE MECHANICAL & ELECTRICAL	100 m²	(1,074 ft²)
TOTAL FLOOR AREA (6-STOREY BLDG.)	16,811 m²	(180,953 ft²)
SELF STORAGE GROUND FLOOR	664 m²	(7,155 ft²)
SELF STORAGE A+B AT DRIVE-THRU	257 m²	(2,765 ft²)
INT. LOADING & PARKING AND LOADING DOCK	796 m²	(8,565 ft²)
ELEVATORS, ELEV LOBBY 1+2, STAIRS (GF-6TH)	586 m²	(6,303 ft²)
RECEPTION + DYMON RETAIL *	864 m²	(9,303 ft²)
SELF STORAGE GROUND TO SIXTH	14,802 m²	(159,335 ft²)
GFA SELF STORAGE **	14,464 m²	(155,690 ft²)
GFA TOTAL BUILDING 2 ***	15,330 m²	(165,011 ft²)

* GROUND FLOOR
** SELF STORAGE GROUND TO SIXTH FLOOR
SECOND TO SIXTH FLOOR SELF STORAGE: 29,579 ft² (2,748 m²) PER FLOOR, EXCLUDES STAIRS & ELEVATORS
*** EXCLUDES INT. LOADING & PARKING, LOADING DOCK, ELEVATOR LOBBIES, M&E MEZZANINE & STAIRS (GROUND TO 6TH)

GFA BUILDING 3 RESTAURANT:

GROUND FLOOR:	363 m²	(3,917 ft²)
MEZZANINE:	46 m²	(500 ft²)

PARKING STATISTICS

REQUIRED	PROPOSED
194 SPACES	97 SPACES (INCLUDING 2 ACCESSIBLE SPACES) 7 SPACES AT INT. LOADING/PARKING (INCLUDING 1 ACCESSIBLE SPACE)
14 BIKE PARKING SPACES	14 BIKE PARKING SPACES

LOADING

2 OUTDOOR LOADING SPACES (1-ADDED TO EXISTING TENANT BUILDING)
1 INDOOR LOADING AREA (6-STOREY BUILDING 2)

LANDSCAPE

– SOFT LANDSCAPE AREA: LANDSCAPE AREA INCLUDING SIDEWALKS:	1,570 m²	(16,909 ft²)	13.8 % OF LOT AREA
	2,421 m²	(26,063 ft²)	21.3 % OF LOT AREA
– PAVED AREA:	4,154 m²	(43,611 ft²)	35.6 % OF LOT AREA
– FOOTPRINT ALL BUILDINGS:	4,901 m²	(52,755 ft²)	43.1 % OF LOT AREA

BUILDING HEIGHT

MAXIMUM BUILDING HEIGHT: 27.3m (6-STOREY, BUILDING 2) AVERAGE GRADING TO TOP OF ROOF
MINIMUM BUILDING HEIGHT: 6.4m (RESTAURANT, BUILDING 3)
EXISTING BUILDING HEIGHT: 7.2m (TENANT, BUILDING 1)

FOR A COMPLETE LIST OF THE PERFORMANCE STANDARDS FOR BOTH ZONING CATEGORIES PLEASE REFER TO THE ASSOCIATED PLANNING RATIONALE REPORT BY FOTENN.

LEGEND

- PROPOSED BUILDING LOCATION
- EXISTING BUILDINGS
- EXISTING NEIGHBORING BUILDINGS
- THREE STOREY ADDITION
- LANDSCAPED AREA
- CONCRETE/ SIDEWALK
- BARRIER FREE PARKING CLEARANCE
- LANDS TO BE CONVEYED TO THE CITY
- CURB
- DEPRESSED CURB
- TWSI — TACTILE WALKING SURFACE INDICATOR
- EXISTING STRUCTURE / SITE TO BE DEMOLISHED
- NEW TREE/ VEGETATION (REFER TO LANDSCAPE PLAN FOR TYPE, SIZE AND LOCATION)
- EXISTING TREE (VEGETATION IS FOR REFERENCE ONLY, REFER TO LANDSCAPE PLAN)
- BARRIER FREE PARKING
- INTERIOR PARKING
- CB — CATCH BASIN
- SIAMESE CONNECTION
- ENTRANCE/ EXIT LOCATION
- TR — TRANSFORMER
- EXISTING FENCE
- MH — MAN HOLE COVER
- SMH — SANITARY MAN HOLE COVER
- UTILITY POLE
- LIGHT STANDARD
- NEW POLE LUMINAIRE
- FIRE HYDRANT
- PYLON SIGN

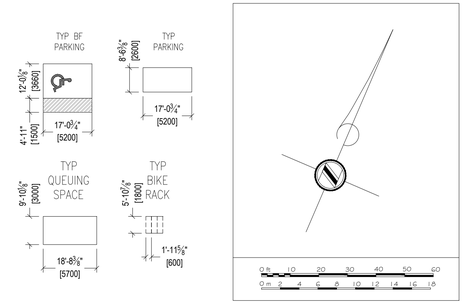

1. Contractor must verify all job dimensions, all drawings, details, specifications and report any discrepancies to owners before proceeding with work.
2. All drawings and specifications are instruments of service and the property of the architects which must be returned at the completion of the work, and may not be reproduced without their written permission.

ref	description	date
33	ISSUED FOR SPA	2021 12 15
32	ISSUED FOR PERMIT	2021 12 13
31	FOR COORDINATION	2021 11 16
30	FOR COORDINATION	2021 10 13
29	FOR SPA COORDINATION	2021 04 08
28	FOR SPA COORDINATION	2021 02 23
27	FOR COORDINATION	2021 02 17
26	FOR SITE PLAN CONTROL	2019 12 13
25	FOR COORDINATION	2019 11 07
24	FOR COORDINATION	2019 10 31
23	FOR REZONING	2019 10 04
22	FOR REVIEW	2019 08 15
21	FOR COORDINATION	2019 07 17
20	FOR DISCUSSION	2019 07 10
19	FOR DISCUSSION	2019 06 06
18	FOR DISCUSSION	2019 05 29
17	FOR DISCUSSION	2019 05 17
16	FOR SPC	2019 02 14
~~15~~	~~FOR SPC~~	~~2018 12 17~~
14	FOR SPC COORDINATION	2018 12 12
13	FOR SPC	2018 10 29
12	FOR DISCUSSION	2018 08 24
11	FOR COORDINATION	2018 08 15
10	FOR SITE PLAN CONTROL	2018 05 24

revisions

ONTARIO ASSOCIATION OF ARCHITECTS
NICHOLAS CARAGIANIS
LICENCE 5957

PLANNING & URBAN DESIGN
Fotenn Planning + Design
223 McLeod Street, Ottawa ON K2P 0Z8
tel: (613) 730-5709 fax: (613) 730-1136
www.mhbcplan.com

CIVIL ENGINEER
D B Gray Engineering Inc
700 Long Point Cir, Gloucester, ON K1T 4E9
tel: (613)-425-8044
email: d.gray@dbgrayengineering.com

DESIGN ARCHITECT
TACT Architecture Inc
660R College Street (Rear Lane) Toronto ON. M6G 1B8
tel: (416) 516-1949
email: info@tactdesign.ca

STRUCTURAL ENGINEER
D+M Structural Engineering
120-17 Aberdeen Street Ottawa ON. K1S 3J3
tel: (613) 651-9490
email: ryan@dm-structural.ca

MECHANICAL ENGINEER
Brumar Engineering Services Ltd.
25-120 West Beaver Creek Road, Richmond Hill, ON L4B 1L2
tel: (905) 771-7798
email: info@brumar.ca | www.brumar.ca

ELECTRICAL ENGINEER
Hudson Engineering
Unit 26, 2901 Steeles Ave. W, Toronto, ON M3J 3A5
tel: (416) 663-5470
email: rsardell@hudsonengineering.ca

owner:
Dymon Group of Companies
2-1830 Walkley Road
Ottawa ON K1H 8K3
tel: 613-247-0888 fax: 613-247-7730

TRUE NORTH *PROJECT NORTH*

architect
nicholas caragianis architect inc.
137 Parmilla Street,
Ottawa, ON K1S 3K9
t: 613 237 6801
f: 613 237 8899
e: info@ncarchitect.ca
www.ncarchitect.ca

project & location

DYMON SELF-STORAGE
1375 CLYDE AVENUE
OTTAWA, ONTARIO

CITY FILE NUMBER

title of drawing

SITE PLAN

scale AS NOTED
date JUN 2017
drawn by KL SG SS

drawing A-100

DYM ON OTTAWCLYDE1375

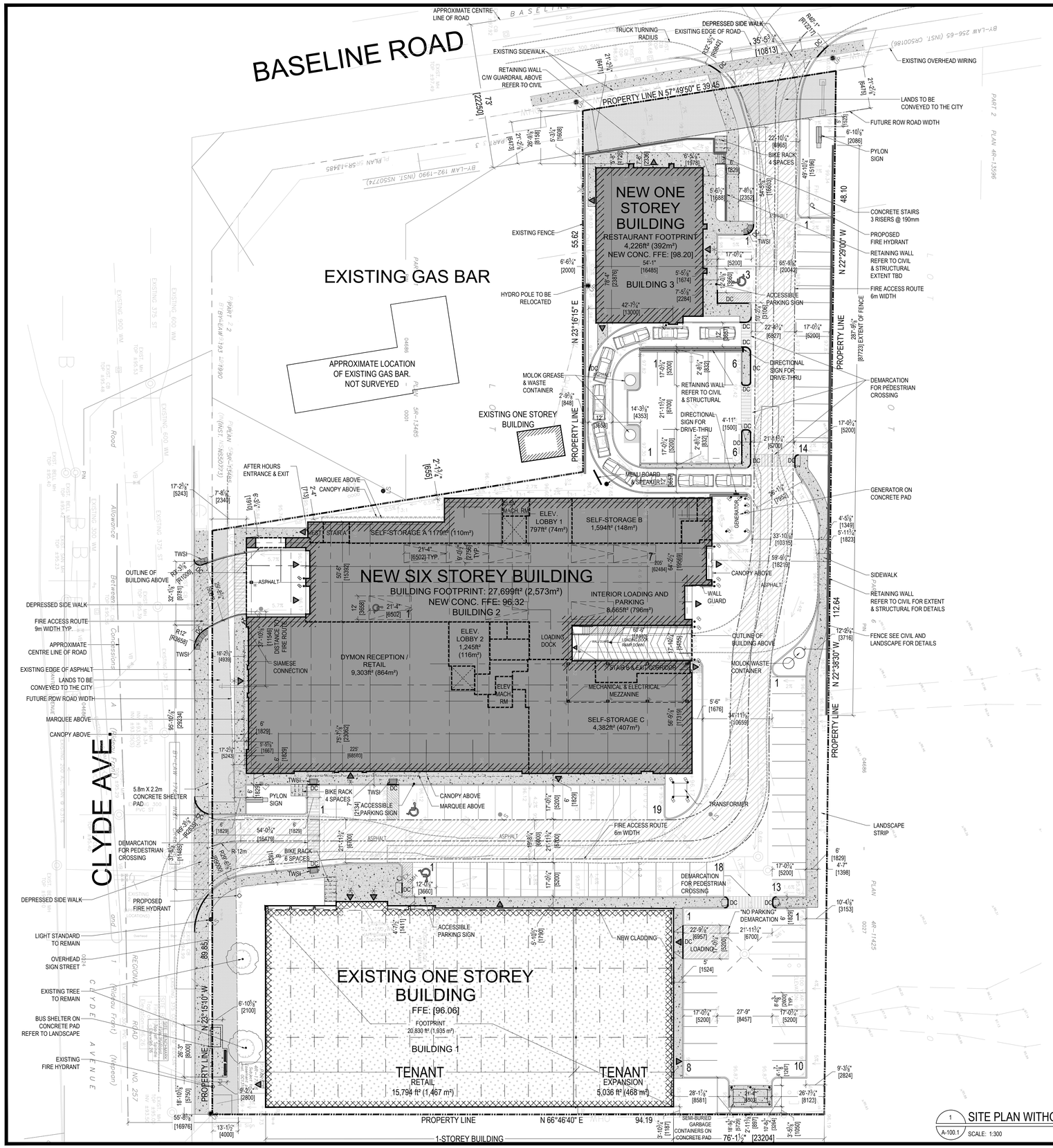

1 SITE PLAN WITHOUT LANDSCAPE
A-100.1 SCALE: 1:300

SITE STATISTICS

LEGAL DESCRIPTION OF PROPERTY:

PART OF LOT 21
REGISTERED PLAN 30
CITY OF OTTAWA

BOUNDARY INFORMATION FROM SURVEY FROM
FARLEY, SMITH & DENIS SURVEYING LTD. 2017
ONTARIO LAND SURVEYORS

ZONING: AM10 [2217]

LOT AREA: 11,366.57 m² (1.14 Ha)
LOT AREA AFTER ROW: 10,823 m² (1.08 Ha)

GFA BUILDING 1 (FORMER VALUE VILLAGE)

EXISTING FOOTPRINT:	1,935 m²	(20,830 ft²)
EXISTING FLOOR AREA TENANT:	1,467 m²	(15,794 ft²)
EXISTING MEZZANINE TENANT:	149 m²	(1,603 ft²)
EXISTING GROUND FLOOR TENANT EXPANSION:	468 m²	(5,036 ft²)
TOTAL FLOOR AREA BUILDING 1:	2,084 m²	(22,433 ft²)
GFA EXISTING MEZZANINE:	125 m²	(1,354 ft²)
GFA EXISTING GROUND FLOOR TENANT:	1,347 m²	(14,500 ft²)
GFA EXISTING GROUND FLOOR TENANT EXPANSION:	437 m²	(4,707 ft²)
GFA TOTAL BUILDING 1:	1,910 m²	(20,561 ft²)

BUILDING 2 (NEW 6-STOREY BUILDING)

FOOTPRINT	2,573 m²	(27,699 ft²)
SECOND TO SIXTH FLOOR (2,827 m² (30,436 ft²))	14,137 m²	(152,180 ft²)
MEZZANINE MECHANICAL & ELECTRICAL	100 m²	(1,074 ft²)
TOTAL FLOOR AREA (6-STOREY BLDG.)	16,811 m²	(180,953 ft²)
SELF STORAGE GROUND FLOOR	664 m²	(7,155 ft²)
SELF STORAGE A+B AT DRIVE-THRU	257 m²	(2,765 ft²)
INT. LOADING & PARKING AND LOADING DOCK	796 m²	(8,565 ft²)
ELEVATORS, ELEV LOBBY 1+2, STAIRS (GF-6TH)	586 m²	(6,303 ft²)
RECEPTION + DYMON RETAIL *	864 m²	(9,303 ft²)
SELF STORAGE GROUND TO SIXTH	14,802 m²	(159,335 ft²)
GFA SELF STORAGE **	14,464 m²	(155,690 ft²)
GFA TOTAL BUILDING 2 ***	15,330 m²	(165,011 ft²)

* GROUND FLOOR
** SELF STORAGE GROUND TO SIXTH FLOOR
SECOND TO SIXTH FLOOR SELF STORAGE: 29,579 ft² (2,748 m²) PER FLOOR, EXCLUDES STAIRS & ELEVATORS
*** EXCLUDES INT. LOADING & PARKING, LOADING DOCK, ELEVATOR LOBBIES, M&E MEZZANINE & STAIRS (GROUND TO 6TH)

GFA BUILDING 3 RESTAURANT:

GROUND FLOOR:	363 m²	(3,917 ft²)
MEZZANINE:	46 m²	(500 ft²)

PARKING STATISTICS

REQUIRED	PROPOSED
194 SPACES	97 SPACES (INCLUDING 2 ACCESSIBLE SPACES) 7 SPACES AT INT. LOADING/PARKING (INCLUDING 1 ACCESSIBLE SPACE)
14 BIKE PARKING SPACES	14 BIKE PARKING SPACES

LOADING

2 OUTDOOR LOADING SPACES (1-ADDED TO EXISTING TENANT BUILDING)
1 INDOOR LOADING AREA (6-STOREY BUILDING 2)

LANDSCAPE

– SOFT LANDSCAPE AREA:	1,570 m² (16,909 ft²)	13.8 % OF LOT AREA
– LANDSCAPE AREA INCLUDING SIDEWALKS:	2,421 m² (26,063 ft²)	21.3 % OF LOT AREA
– PAVED AREA:	4,154 m² (43,611 ft²)	35.6 % OF LOT AREA
– FOOTPRINT ALL BUILDINGS:	4,901 m² (52,755 ft²)	43.1 % OF LOT AREA

BUILDING HEIGHT

MAXIMUM BUILDING HEIGHT: 27.3m (6-STOREY, BUILDING 2) AVERAGE GRADING TO TOP OF ROOF
MINIMUM BUILDING HEIGHT: 6.4m (RESTAURANT, BUILDING 3)
EXISTING BUILDING HEIGHT: 7.2m (TENANT, BUILDING 1)

FOR A COMPLETE LIST OF THE PERFORMANCE STANDARDS FOR BOTH ZONING CATEGORIES PLEASE REFER TO THE ASSOCIATED PLANNING RATIONALE REPORT BY FOTENN.

LEGEND

- PROPOSED BUILDING LOCATION
- EXISTING BUILDINGS
- EXISTING NEIGHBORING BUILDINGS
- THREE STOREY ADDITION
- LANDSCAPED AREA
- CONCRETE/ SIDEWALK
- BARRIER FREE PARKING CLEARANCE
- LANDS TO BE CONVEYED TO THE CITY
- CURB
- DEPRESSED CURB
- TWS TACTILE WALKING SURFACE INDICATOR
- EXISTING STRUCTURE / SITE TO BE DEMOLISHED
- NEW TREE/ VEGETATION (REFER TO LANDSCAPE PLAN FOR TYPE, SIZE AND LOCATION)
- EXISTING TREE (VEGETATION IS FOR REFERENCE ONLY, REFER TO LANDSCAPE PLAN)
- BARRIER FREE PARKING
- INTERIOR PARKING
- CB CATCH BASIN
- SIAMESE CONNECTION
- ENTRANCE/ EXIT LOCATION
- TRANSFORMER
- EXISTING FENCE
- MH MAN HOLE COVER
- SMH SANITARY MAN HOLE COVER
- UTILITY POLE
- LIGHT STANDARD
- NEW POLE LUMINAIRE
- FIRE HYDRANT
- PYLON SIGN

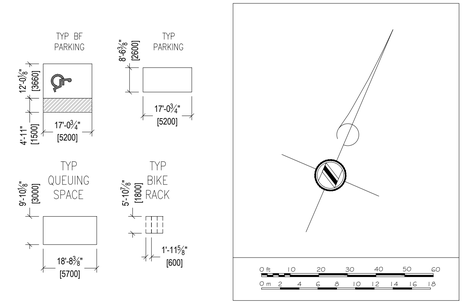

1. Contractor must verify all job dimensions, all drawings, details, specifications and report any discrepancies to owners before proceeding with work.
2. All drawings and specifications are instruments of service and the property of the architects which must be returned at the completion of the work, and may not be reproduced without their written permission.

ref	description	date
1	ISSUED FOR SPA	2021 12 15

revisions

ONTARIO ASSOCIATION OF ARCHITECTS
NICHOLAS CARAGIANIS
LICENCE 5067

PLANNING & URBAN DESIGN
Fotenn Planning + Design
223 McLeod Street, Ottawa ON K2P 0Z8
tel: (613) 730-5709 fax: (613) 730-1136
www.mhbcplan.com

CIVIL ENGINEER
D B Gray Engineering Inc
700 Long Point Cir, Gloucester, ON K1T 4E9
tel: (613)-425-8044
email: d.gray@dbgrayengineering.com

DESIGN ARCHITECT
TACT Architecture Inc
660R College Street (Rear Lane) Toronto ON. M6G 1B8
tel: (416) 516-1949
email: info@tactdesign.ca

STRUCTURAL ENGINEER
D+M Structural Engineering
120-17 Aberdeen Street Ottawa ON. K1S 3J3
tel: (613) 651-9490
email: ryan@dm-structural.ca

MECHANICAL ENGINEER
Brumar Engineering Services Ltd.
25-120 West Beaver Creek Road, Richmond Hill, ON L4B 1L2
tel: (905) 771-7798
email: info@brumar.ca | www.brumar.ca

ELECTRICAL ENGINEER
Hudson Engineering
Unit 26, 2901 Steeles Ave. W, Toronto, ON M3J 3A5
tel: (416) 663-5470
email: rsardell@hudsonengineering.ca

owner:
Dymon Group of Companies
2-1830 Walkley Road
Ottawa ON K1H 8K3
tel: 613-247-0888 fax: 613-247-7730

TRUE NORTH
PROJECT NORTH

architect
nicholas caragianis architect inc.
137 Parmilla Street,
Ottawa, ON K1S 3K9
t: 613 237 6801
f: 613 237 8899
e: info@ncarchitect.ca
www.ncarchitect.ca

project & location
DYMON SELF-STORAGE
1375 CLYDE AVENUE
OTTAWA, ONTARIO

CITY FILE NUMBER

title of drawing
SITE PLAN WITHOUT LANDSCAPE

scale: AS NOTED
date: JUN 2017
drawn by: KL SG SS
drawing: A-100.1

DYM ON OTTAWCLYDE1375

Arch D (24x36) title block © 2018, Nicholas Caragianis Architect Inc.

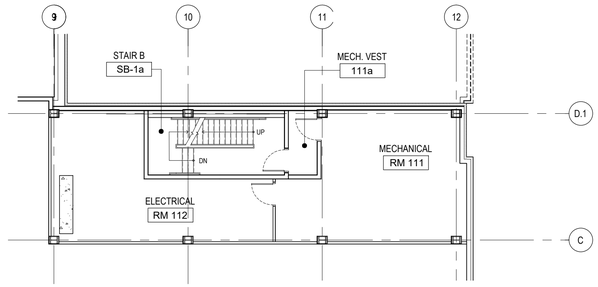

2 A-111 MECHANICAL MEZZANINE
SCALE: 3/32" = 1'-0"

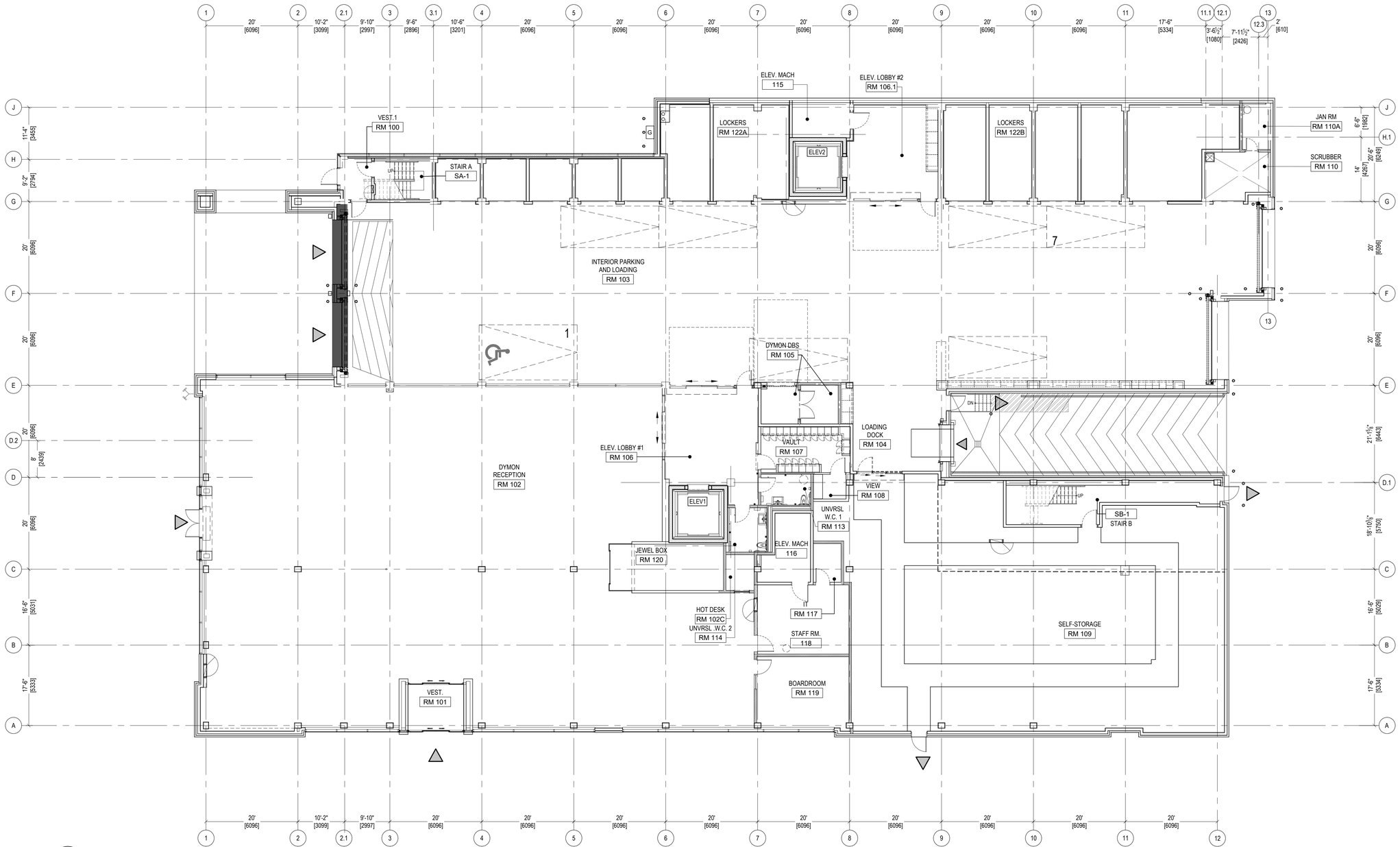

1 A-111 GROUND FLOOR PLAN
SCALE: 3/32" = 1'-0"

V:\DYMON\17-OttawClyde1375\3.0 DRAWINGS\3.3 Working Dwgs\21011 a-111 gf - MEGANMO - 2021-12-17

nicholas caragianis architect inc.

137 Pamilla Street
Ottawa ON K1S 3K9
613 237 6801 ncarchitect.ca

PROJECT NORTH:

TRUE NORTH:

ARCHITECT'S SEAL:

ONTARIO ASSOCIATION OF ARCHITECTS
NICHOLAS CARAGIANIS
LICENCE 5057

© Copyright 2018, Nicholas Caragianis Architect Inc. All Rights Reserved.

Notes: Contractor must verify all drawings, dimensions, details and specifications and report any discrepancies to the architect before proceeding with work. All drawings and specifications are instruments of service and the property of the architect, and these must be returned at the completion of the project, and may not be reproduced without the architect's written permission. All drawings are to be read in conjunction with specifications and consultants' documents. Do not scale drawings. Do not use for construction unless both indicated as "For Construction" and bearing the architect's stamp and signature. All construction to meet local, provincial and federal requirements.

PLANNING & URBAN DESIGN
Fotenn Planning + Design
223 McLeod Street, Ottawa ON K2P 0Z8
tel: (613) 730-5709 fax: (613) 730-1136
www.mhbcplan.com

CIVIL ENGINEER
D B Gray Engineering Inc
700 Long Point Cir, Gloucester, ON K1T 4E9
tel: (613)-425-8044
email: d.gray@dbgravengineering.com

DESIGN ARCHITECT
TACT Architecture Inc
660R College Street (Rear Lane) Toronto ON. M6G 1B8
tel: (416) 516-1949
email: info@tactdesign.ca

STRUCTURAL ENGINEER
D+M Structural Engineering
120-17 Aberdeen Street Ottawa ON. K1S 3J3
tel: (613) 651-9490
email: ryan@dm-structural.ca

MECHANICAL ENGINEER
Brumar Engineering Services Ltd.
25-120 West Beaver Creek Road, Richmond Hill, ON L4B 1L2
tel: (905) 771-7798
email: info@brumar.ca | www.brumar.ca

ELECTRICAL ENGINEER
Hudson Engineering
Unit 26, 2901 Steeles Ave. W, Toronto, ON M3J 3A5
tel: (416) 663-5470
email: rsardell@hudsonengineering.ca

ISSUE	YYYY/MM/DD	ISSUES DESCRIPTION
1	2021/12/15	ISSUED FOR SPA

DYMON STORAGE

CLIENT NAME AND ADDRESS:
DYMON GROUP
2-1830 WALKLEY ROAD
OTTAWA ON K1H 8K3

PROJECT NAME & LOCATION:
DYMON CLYDE
1375 CLYDE AVE.
OTTAWA, ON

NCA PROJECT NUMBER: 2021.0011.01
FILE NUMBER:
OWNER'S CONTRACT NUMBER:
OWNER'S PROJECT NUMBER:
CAD FILE NAME: 21011 A-111 GF

SHEET TITLE:
GROUND FLOOR AND MEZZANINE PLAN

SCALE: 3/32" = 1'-0"
DRAWN BY: ACA
DATE CREATED: 2021.05.01
SHEET ID: A-111

Arch D (24x36) title block © 2018, Nicholas Caragianis Architect Inc.

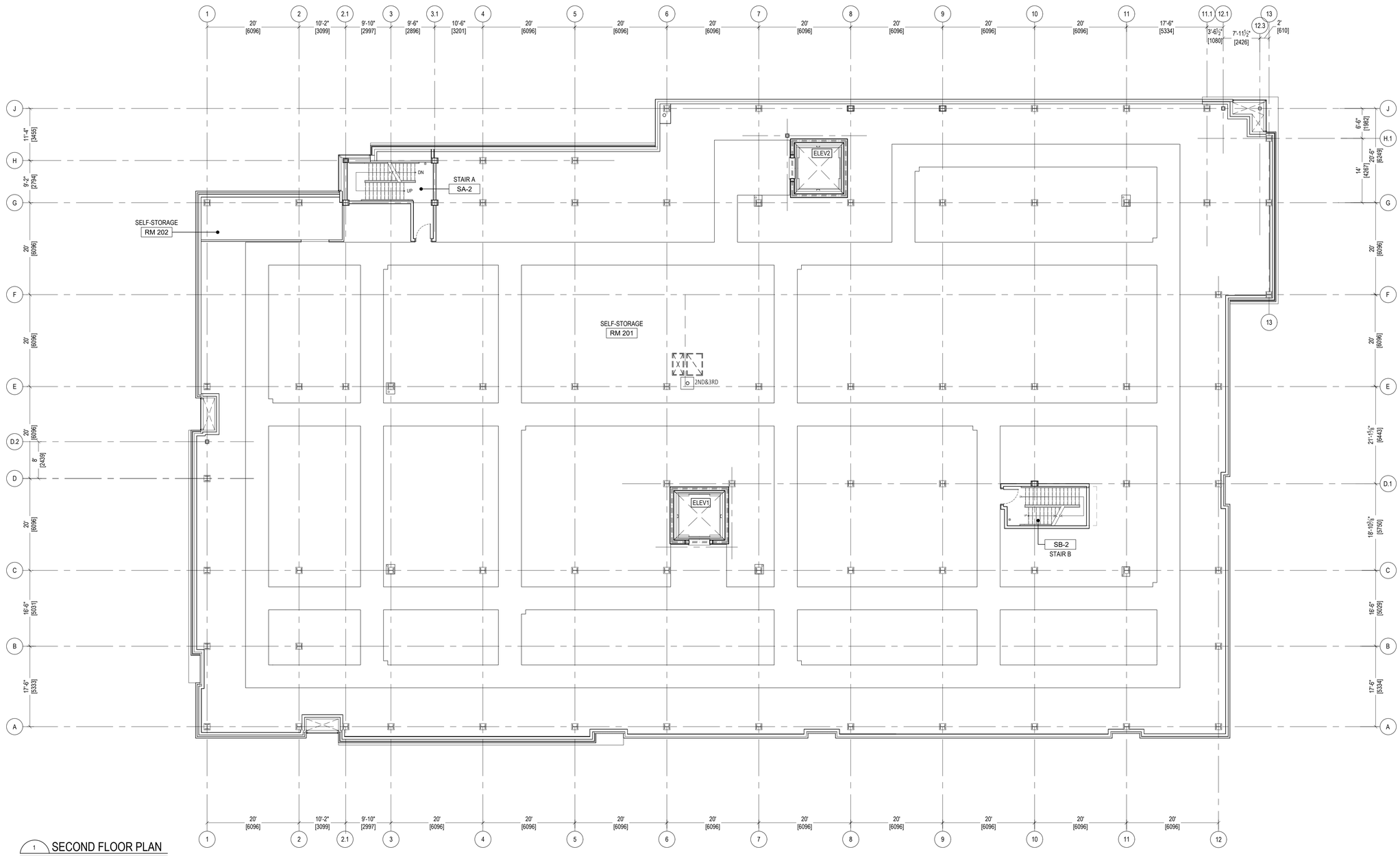

1 SECOND FLOOR PLAN
A-121 SCALE: 3/32" = 1'-0"

nicholas caragianis architect inc.
137 Pamilla Street
Ottawa ON K1S 3K9
613 237 6801 ncarchitect.ca

PROJECT NORTH:
TRUE NORTH:

ARCHITECT'S SEAL:
ONTARIO ASSOCIATION OF ARCHITECTS
NICHOLAS CARAGIANIS
LICENCE 5057

© Copyright 2018, Nicholas Caragianis Architect Inc. All Rights Reserved.

Notes: Contractor must verify all drawings, dimensions, details and specifications and report any discrepancies to the architect before proceeding with work. All drawings and specifications are instruments of service and the property of the architect, and these must be returned at the completion of the project, and may not be reproduced without the architect's written permission. All drawings are to be read in conjunction with specifications and consultants' documents. Do not scale drawings. Do not use for construction unless both indicated as "For Construction" and bearing the architect's stamp and signature. All construction to meet local, provincial and federal requirements.

PLANNING & URBAN DESIGN
Fotenn Planning + Design
223 McLeod Street, Ottawa ON K2P 0Z8
tel: (613) 730-5709 fax: (613) 730-1136
www.mhbcplan.com

CIVIL ENGINEER
D B Gray Engineering Inc
700 Long Point Cir, Gloucester, ON K1T 4E9
tel: (613)-425-8044
email: d.gray@dbgrayengineering.com

DESIGN ARCHITECT
TACT Architecture Inc
660R College Street (Rear Lane) Toronto ON. M6G 1B8
tel: (416) 516-1949
email: info@tactdesign.ca

STRUCTURAL ENGINEER
D+M Structural Engineering
120-17 Aberdeen Street Ottawa ON. K1S 3J3
tel: (613) 651-9490
email: ryan@dm-structural.ca

MECHANICAL ENGINEER
Brumar Engineering Services Ltd.
25-120 West Beaver Creek Road, Richmond Hill, ON L4B 1L2
tel: (905) 771-7798
email: info@brumar.ca | www.brumar.ca

ELECTRICAL ENGINEER
Hudson Engineering
Unit 26, 2901 Steeles Ave. W, Toronto, ON M3J 3A5
tel: (416) 663-5470
email: rsardell@hudsonengineering.ca

ISSUE	YYYY/MM/DD	ISSUES DESCRIPTION
1	2021/12/15	ISSUED FOR SPA

DYMON STORAGE

CLIENT NAME AND ADDRESS:
DYMON GROUP
2-1830 WALKLEY ROAD
OTTAWA ON K1H 8K3

PROJECT NAME & LOCATION:
DYMON CLYDE
1375 CLYDE AVE.
OTTAWA, ON

NCA PROJECT NUMBER: 2021.0011.01
FILE NUMBER:
OWNER'S CONTRACT NUMBER:
OWNER'S PROJECT NUMBER:
CAD FILE NAME: 21011 A-121 2F

SHEET TITLE:
SECOND FLOOR PLAN

SCALE: 3/32' = 1'-0"
DRAWN BY: ACA
DATE CREATED: 2021.05.01
SHEET ID: A-121

V:\DYMON\17-OttawClyde1375\3.0 DRAWINGS\3.3 Working Dwgs\21011 A-121 2F - MEGANMO - 2021-12-17

Arch D (24x36) title block © 2018, Nicholas Caragianis Architect Inc.

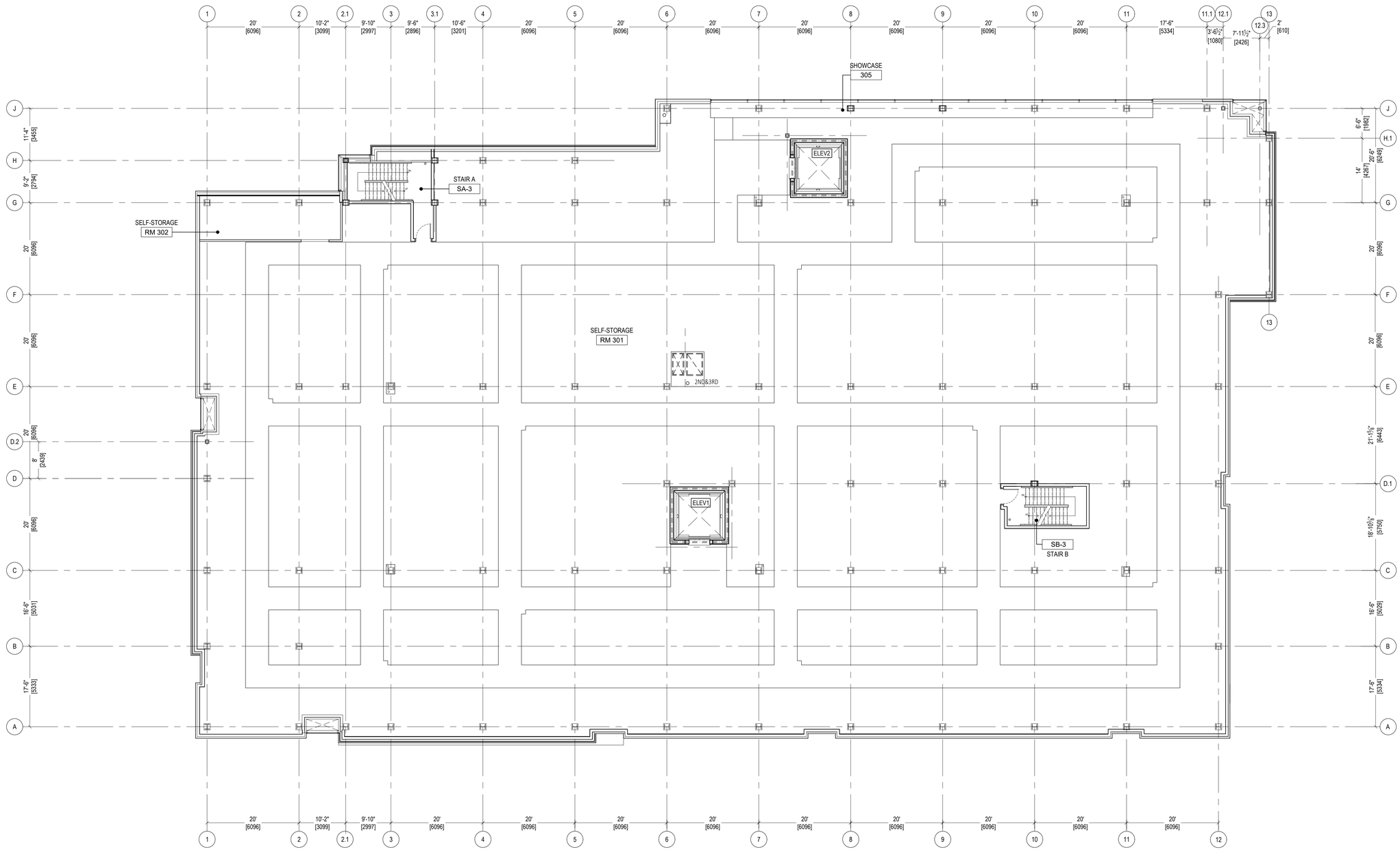

1 THIRD FLOOR PLAN
A-131 SCALE: 3/32" = 1'-0"

nicholas caragianis architect inc.
137 Pamilla Street
Ottawa ON K1S 3K9
613 237 6801 ncarchitect.ca

PROJECT NORTH:
TRUE NORTH:

ARCHITECT'S SEAL:
ONTARIO ASSOCIATION OF ARCHITECTS
NICHOLAS CARAGIANIS
LICENCE 5057

© Copyright 2018, Nicholas Caragianis Architect Inc. All Rights Reserved.

Notes: Contractor must verify all drawings, dimensions, details and specifications and report any discrepancies to the architect before proceeding with work. All drawings and specifications are instruments of service and the property of the architect, and these must be returned at the completion of the project, and may not be reproduced without the architect's written permission. All drawings are to be read in conjunction with specifications and consultants' documents. Do not scale drawings. Do not use for construction unless both indicated as "For Construction" and bearing the architect's stamp and signature. All construction to meet local, provincial and federal requirements.

PLANNING & URBAN DESIGN
Fotenn Planning + Design
223 McLeod Street, Ottawa ON K2P 0Z8
tel: (613) 730-5709 fax: (613) 730-1136
www.mhbcplan.com

CIVIL ENGINEER
D B Gray Engineering Inc
700 Long Point Cir, Gloucester, ON K1T 4E9
tel: (613)-425-8044
email: d.gray@dbgrayengineering.com

DESIGN ARCHITECT
TACT Architecture Inc
660R College Street (Rear Lane) Toronto ON. M6G 1B8
tel: (416) 516-1949
email: info@tactdesign.ca

STRUCTURAL ENGINEER
D+M Structural Engineering
120-17 Aberdeen Street Ottawa ON. K1S 3J3
tel: (613) 651-9490
email: ryan@dm-structural.ca

MECHANICAL ENGINEER
Brumar Engineering Services Ltd.
25-120 West Beaver Creek Road, Richmond Hill, ON L4B 1L2
tel: (905) 771-7798
email: info@brumar.ca | www.brumar.ca

ELECTRICAL ENGINEER
Hudson Engineering
Unit 26, 2901 Steeles Ave. W, Toronto, ON M3J 3A5
tel: (416) 663-5470
email: rsardell@hudsonengineering.ca

ISSUE	YYYY/MM/DD	ISSUES DESCRIPTION
1	2021/12/15	ISSUED FOR SPA

DYMON STORAGE

CLIENT NAME AND ADDRESS:
DYMON GROUP
2-1830 WALKLEY ROAD
OTTAWA ON K1H 8K3

PROJECT NAME & LOCATION:
DYMON CLYDE
1375 CLYDE AVE.
OTTAWA, ON

NCA PROJECT NUMBER: 2021.0011.01
FILE NUMBER:
OWNER'S CONTRACT NUMBER:
OWNER'S PROJECT NUMBER:
CAD FILE NAME:

SHEET TITLE:
THIRD FLOOR PLAN

SCALE: 3/32' = 1'-0"
DRAWN BY: ACA
DATE CREATED: 2021.05.01
SHEET ID: A-131

V:\DYMON\17-OttawClyde1375\3.0 DRAWINGS\3.3 Working Dwgs\21011 A-131 3F - MEGANMO - 2021-12-17

Arch D (24x36) title block © 2018, Nicholas Caragianis Architect Inc.

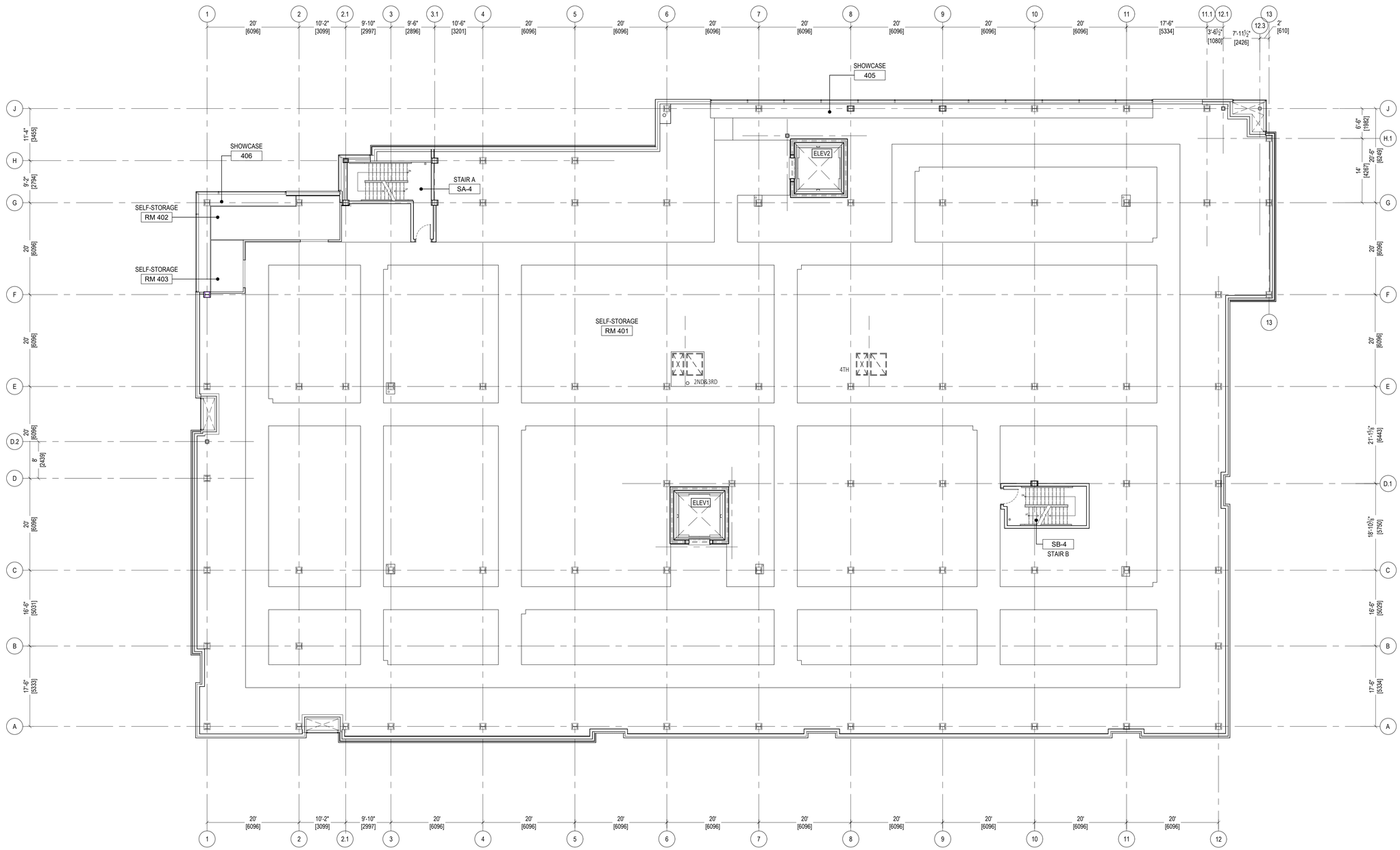

1 FOURTH FLOOR PLAN
A-141 SCALE: 3/32" = 1'-0"

nicholas caragianis architect inc.
137 Pamilla Street
Ottawa ON K1S 3K9
613 237 6801 ncarchitect.ca

PROJECT NORTH:
TRUE NORTH:

ARCHITECT'S SEAL:
ONTARIO ASSOCIATION OF ARCHITECTS
NICHOLAS CARAGIANIS
LICENCE 5057

© Copyright 2018, Nicholas Caragianis Architect Inc. All Rights Reserved.

Notes: Contractor must verify all drawings, dimensions, details and specifications and report any discrepancies to the architect before proceeding with work. All drawings and specifications are instruments of service and the property of the architect, and these must be returned at the completion of the project, and may not be reproduced without the architect's written permission. All drawings are to be read in conjunction with specifications and consultants' documents. Do not scale drawings. Do not use for construction unless both indicated as "For Construction" and bearing the architect's stamp and signature. All construction to meet local, provincial and federal requirements.

PLANNING & URBAN DESIGN
Fotenn Planning + Design
223 McLeod Street, Ottawa ON K2P 0Z8
tel: (613) 730-5709 fax: (613) 730-1136
www.mhbcplan.com

CIVIL ENGINEER
D B Gray Engineering Inc
700 Long Point Cir, Gloucester, ON K1T 4E9
tel: (613)-425-8044
email: d.gray@dbgrayengineering.com

DESIGN ARCHITECT
TACT Architecture Inc
660R College Street (Rear Lane) Toronto ON. M6G 1B8
tel: (416) 516-1949
email: info@tactdesign.ca

STRUCTURAL ENGINEER
D+M Structural Engineering
120-17 Aberdeen Street Ottawa ON. K1S 3J3
tel: (613) 651-9490
email: ryan@dm-structural.ca

MECHANICAL ENGINEER
Brumar Engineering Services Ltd.
25-120 West Beaver Creek Road, Richmond Hill, ON L4B 1L2
tel: (905) 771-7798
email: info@brumar.ca | www.brumar.ca

ELECTRICAL ENGINEER
Hudson Engineering
Unit 26, 2901 Steeles Ave. W, Toronto, ON M3J 3A5
tel: (416) 663-5470
email: rsardell@hudsonengineering.ca

ISSUE	YYYY/MM/DD	ISSUES DESCRIPTION
1	2021/12/15	ISSUED FOR SPA

DYMON STORAGE

CLIENT NAME AND ADDRESS:
DYMON GROUP
2-1830 WALKLEY ROAD
OTTAWA ON K1H 8K3

PROJECT NAME & LOCATION:
DYMON CLYDE
1375 CLYDE AVE.
OTTAWA, ON

NCA PROJECT NUMBER: 2021.0011.01
FILE NUMBER:
OWNER'S CONTRACT NUMBER:
OWNER'S PROJECT NUMBER:
CAD FILE NAME:

SHEET TITLE:
FOURTH FLOOR PLAN

SCALE: 3/32' = 1'-0"
DRAWN BY: ACA
DATE CREATED: 2021.05.01
SHEET ID: A-141

V:\DYMON\17-OttawClyde1375\3.0 DRAWINGS\3.3 Working Dwgs\21011 A-141 4th - MEGANMO - 2021-12-17

Arch D (24x36) title block © 2018, Nicholas Caragianis Architect Inc.

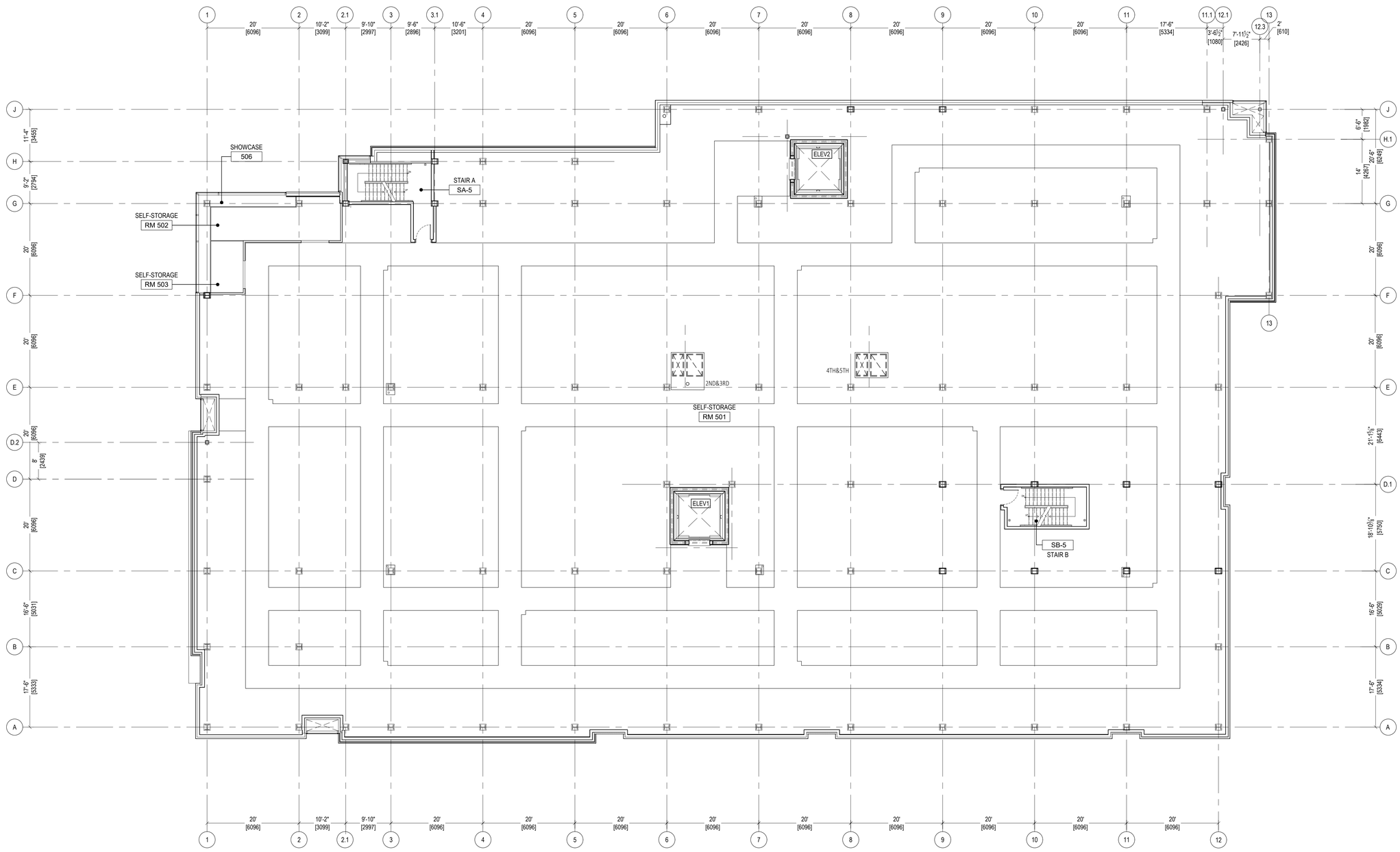

1 FIFTH FLOOR PLAN
A-151 SCALE: 3/32" = 1'-0"

nicholas caragianis architect inc.
137 Pamilla Street
Ottawa ON K1S 3K9
613 237 6801 ncarchitect.ca

PROJECT NORTH:
TRUE NORTH:

ARCHITECT'S SEAL:
ONTARIO ASSOCIATION OF ARCHITECTS
NICHOLAS CARAGIANIS
LICENCE 5057

© Copyright 2018, Nicholas Caragianis Architect Inc. All Rights Reserved.

Notes: Contractor must verify all drawings, dimensions, details and specifications and report any discrepancies to the architect before proceeding with work. All drawings and specifications are instruments of service and the property of the architect, and these must be returned at the completion of the project, and may not be reproduced without the architect's written permission. All drawings are to be read in conjunction with specifications and consultants' documents. Do not scale drawings. Do not use for construction unless both indicated as "For Construction" and bearing the architect's stamp and signature. All construction to meet local, provincial and federal requirements.

PLANNING & URBAN DESIGN
Fotenn Planning + Design
223 McLeod Street, Ottawa ON K2P 0Z8
tel: (613) 730-5709 fax: (613) 730-1136
www.mhbcplan.com

CIVIL ENGINEER
D B Gray Engineering Inc
700 Long Point Cir, Gloucester, ON K1T 4E9
tel: (613)-425-8044
email: d.gray@dbgrayengineering.com

DESIGN ARCHITECT
TACT Architecture Inc
660R College Street (Rear Lane) Toronto ON. M6G 1B8
tel: (416) 516-1949
email: info@tactdesign.ca

STRUCTURAL ENGINEER
D+M Structural Engineering
120-17 Aberdeen Street Ottawa ON. K1S 3J3
tel: (613) 651-9490
email: ryan@dm-structural.ca

MECHANICAL ENGINEER
Brumar Engineering Services Ltd.
25-120 West Beaver Creek Road, Richmond Hill, ON L4B 1L2
tel: (905) 771-7798
email: info@brumar.ca | www.brumar.ca

ELECTRICAL ENGINEER
Hudson Engineering
Unit 26, 2901 Steeles Ave. W, Toronto, ON M3J 3A5
tel: (416) 663-5470
email: rsardell@hudsonengineering.ca

ISSUE	YYYY/MM/DD	ISSUES DESCRIPTION
1	2021/12/15	ISSUED FOR SPA

DYMON STORAGE

CLIENT NAME AND ADDRESS:
DYMON GROUP
2-1830 WALKLEY ROAD
OTTAWA ON K1H 8K3

PROJECT NAME & LOCATION:
DYMON CLYDE
1375 CLYDE AVE.
OTTAWA, ON

NCA PROJECT NUMBER: 2021.0011.01
FILE NUMBER:
OWNER'S CONTRACT NUMBER:
OWNER'S PROJECT NUMBER:
CAD FILE NAME: 21011 A-151 5TH

SHEET TITLE:
FIFTH FLOOR PLAN

SCALE: 3/32' = 1'-0"
DRAWN BY: ACA
DATE CREATED: 2021.05.01
SHEET ID: A-151

V:\DYMON\17-OttawClyde1375\3.0 DRAWINGS\3.3 Working Dwgs\21011 A-151 5th - MEGANMO - 2021-12-17

Arch D (24x36) title block © 2018, Nicholas Caragianis Architect Inc.

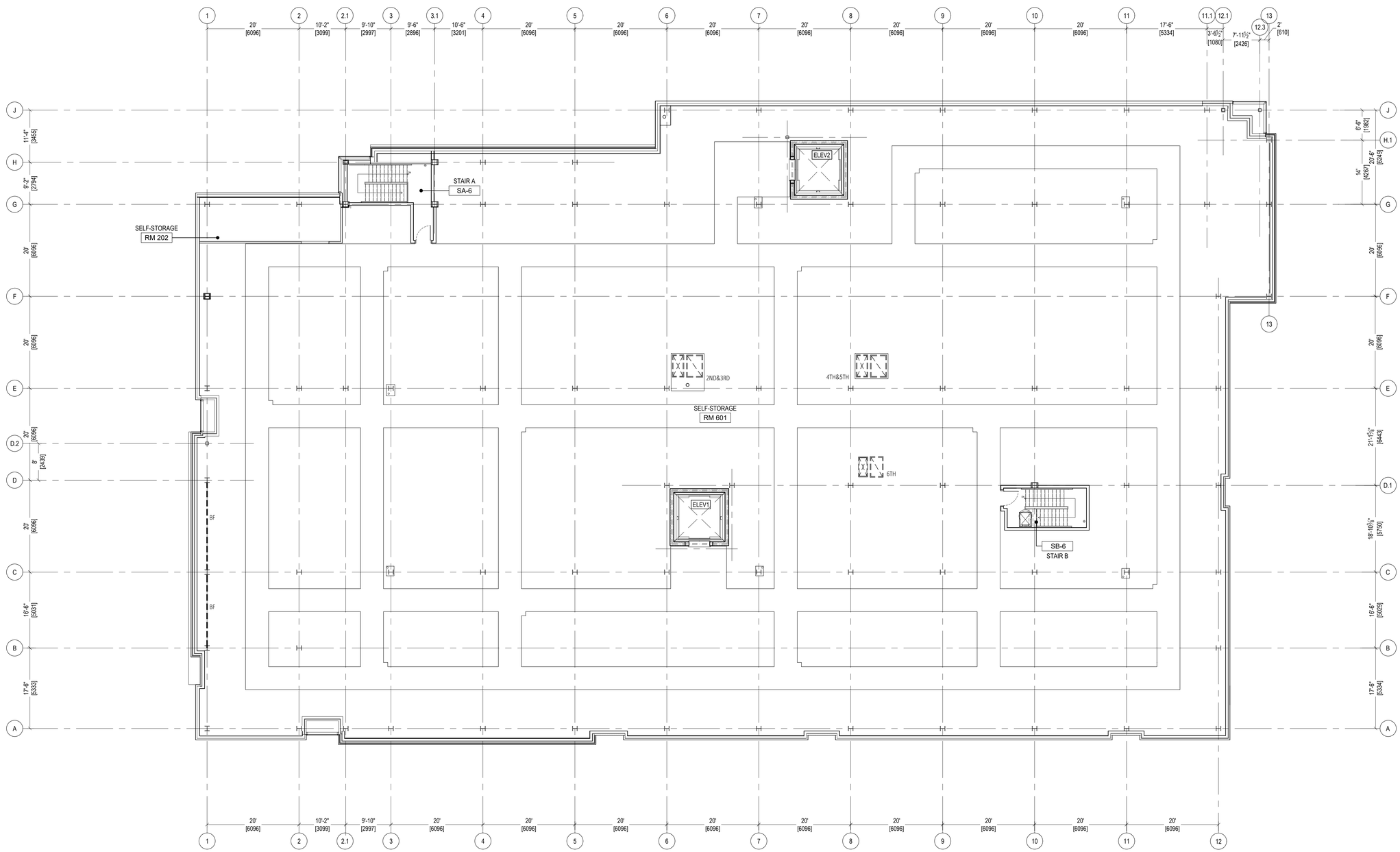

1 SIXTH FLOOR PLAN
A-161 SCALE: 3/32" = 1'-0"

nicholas caragianis architect inc.

137 Pamilla Street
Ottawa ON K1S 3K9
613 237 6801 ncarchitect.ca

PROJECT NORTH:
TRUE NORTH:

ARCHITECT'S SEAL:
ONTARIO ASSOCIATION OF ARCHITECTS
NICHOLAS CARAGIANIS
LICENCE 5057

© Copyright 2018, Nicholas Caragianis Architect Inc. All Rights Reserved.

Notes: Contractor must verify all drawings, dimensions, details and specifications and report any discrepancies to the architect before proceeding with work. All drawings and specifications are instruments of service and the property of the architect, and these must be returned at the completion of the project, and may not be reproduced without the architect's written permission. All drawings are to be read in conjunction with specifications and consultants' documents. Do not scale drawings. Do not use for construction unless both indicated as "For Construction" and bearing the architect's stamp and signature. All construction to meet local, provincial and federal requirements.

PLANNING & URBAN DESIGN
Fotenn Planning + Design
223 McLeod Street, Ottawa ON K2P 0Z8
tel: (613) 730-5709 fax: (613) 730-1136
www.mhbcplan.com

CIVIL ENGINEER
D B Gray Engineering Inc
700 Long Point Cir, Gloucester, ON K1T 4E9
tel: (613)-425-8044
email: d.gray@dbgrayengineering.com

DESIGN ARCHITECT
TACT Architecture Inc
660R College Street (Rear Lane) Toronto ON. M6G 1B8
tel: (416) 516-1949
email: info@tactdesign.ca

STRUCTURAL ENGINEER
D+M Structural Engineering
120-17 Aberdeen Street Ottawa ON. K1S 3J3
tel: (613) 651-9490
email: ryan@dm-structural.ca

MECHANICAL ENGINEER
Brumar Engineering Services Ltd.
25-120 West Beaver Creek Road, Richmond Hill, ON L4B 1L2
tel: (905) 771-7798
email: info@brumar.ca | www.brumar.ca

ELECTRICAL ENGINEER
Hudson Engineering
Unit 26, 2901 Steeles Ave. W, Toronto, ON M3J 3A5
tel: (416) 663-5470
email: rsardell@hudsonengineering.ca

ISSUE	YYYY/MM/DD	ISSUES DESCRIPTION
1	2021/12/15	ISSUED FOR SPA

DYMON STORAGE

CLIENT NAME AND ADDRESS:
DYMON GROUP
2-1830 WALKLEY ROAD
OTTAWA ON K1H 8K3

PROJECT NAME & LOCATION:
DYMON CLYDE
1375 CLYDE AVE.
OTTAWA, ON

NCA PROJECT NUMBER: 2021.0011.01
FILE NUMBER:
OWNER'S CONTRACT NUMBER:
OWNER'S PROJECT NUMBER:
CAD FILE NAME: 21011 A-161 6TH

SHEET TITLE:
SIXTH FLOOR PLAN

SCALE: 3/32' = 1'-0"
DRAWN BY: ACA
DATE CREATED: 2021.05.01
SHEET ID: A-161

V:\DYMON\17-OttawClyde1375\3.0 DRAWINGS\3.3 Working Dwgs\21011 a-161 6th - MEGANMO - 2021-12-17

TACT

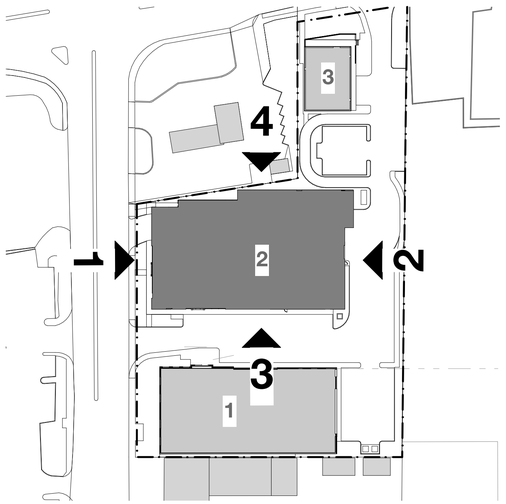

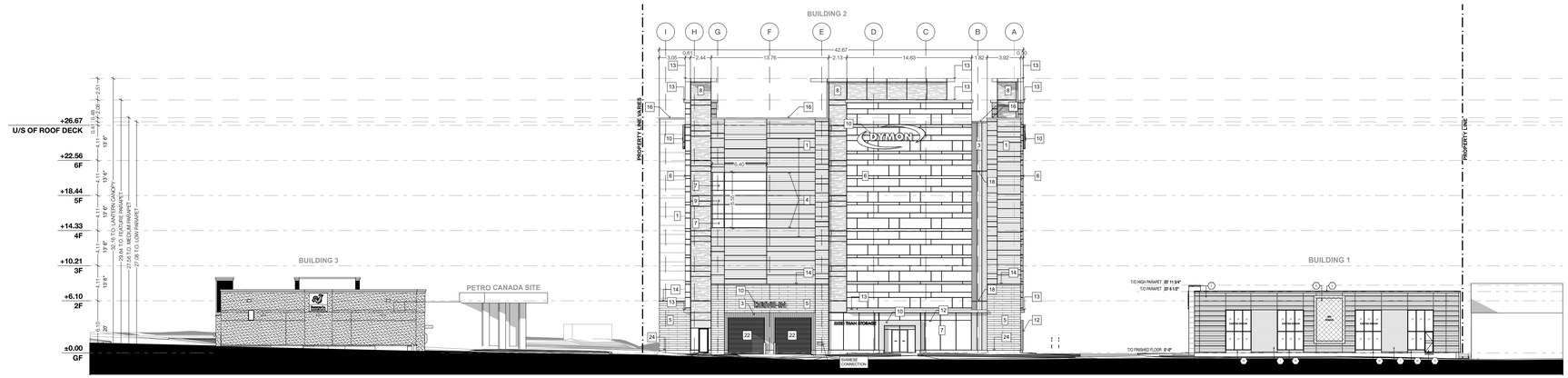

1 WEST ELEVATION - ENTIRE SITE
SCALE: 1:300

LEGEND

1. INSULATED METAL PANEL (IMP) SYSTEM - HORIZONTAL ORIENTATION - KINGSPAN 'MINI MICRO-RIB' PROFILE - COLOUR: 'PEWTER'
1A. INSULATED METAL PANEL (IMP) SYSTEM - HORIZONTAL ORIENTATION - KINGSPAN MINERAL FIBRE 'MINI MICRO-RIB' PROFILE - COLOUR: 'PEWTER'
2. INSULATED METAL PANEL (IMP) SYSTEM - VERTICAL ORIENTATION - 'EMBOSSED SHADOWLINE' PROFILE COLOUR: 'PEWTER'
3. INSULATED METAL PANEL (IMP) SYSTEM - VERTICAL ORIENTATION (RECESSES & REVEALS) - 'EMBOSSED SHADOWLINE' PROFILE - COLOUR: 'DARK BRONZE'
4. INSULATED METAL PANEL (IMP) SYSTEM - HORIZONTAL ORIENTATION - COLOUR: 'MEDIUM BRONZE'
5. KINGSPAN KARRIER FIN - STANDARD RECTANGLE FIN COLOUR: 'PEWTER'
6. 3 1/2" ARCHITECTURAL MASONRY UNIT - ARISCRAFT ADAIR LIMESTONE - FINISH: FINE DRESSED SEPIA-VEINED - RUNNING BOND
7. CURTAIN WALL GLAZING - FINISH: VISION GLASS
8. CURTAIN WALL GLAZING - FINISH: FRITTED WINDOW FILM ON VISION GLASS
9. SPANDREL PANEL - COLOUR TO MATCH IMP 'PEWTER'
10. INTERNALLY LIT SIGNAGE - COLOUR TBD
10. INTERNALLY LIT SIGNAGE - COLOUR TBD
11. GLASS SIGNAGE BAND - COLOUR: TBD
12. METAL CANOPY - COLOUR TO MATCH IMP 'PEWTER'
13. PRECAST CONCRETE SILL - COLOUR: TBD
14. CONTINUOUS BENT FLASHING SILL - COLOUR TO MATCH IMP 'PEWTER'
15. CONTINUOUS BENT METAL CAP - PREFINISHED COLOUR TO MATCH IMP 'DARK BRONZE'
16. FIRESTONE PREFINISHED METAL CAP - FINISH: 'SLATE GREY' (ALL BENT METAL CAP PARAPETS)
17. PREFINISHED METAL IMP STACK JOINT COVER TRIM COLOUR TO MATCH IMP 'PEWTER'
18. PREFINISHED METAL IMP STACK JOINT COVER TRIM COLOUR TO MATCH IMP 'DARK BRONZE'
19. INSULATED HOLLOW METAL DOOR - COLOUR TO MATCH IMP 'PEWTER'
20. INSULATED HOLLOW METAL DOOR - COLOUR TO MATCH ARCHITECTURAL MASONRY UNIT 'ADAIR LIMESTONE'
21. INSULATED HOLLOW METAL DOOR - COLOUR TO MATCH VERTICAL IMP SYSTEM 'DARK BRONZE'
22. HIGH SPEED ROLL-UP O/H DOOR - FINISH: STEEL FRAME WITH POLYCARBONATE VISION SLATS
23. INSULATED O/H DOOR - COLOUR TO MATCH IMP 'PEWTER'
24. POURED CONCRETE
25. FIRE-RATED SPANDREL PANEL

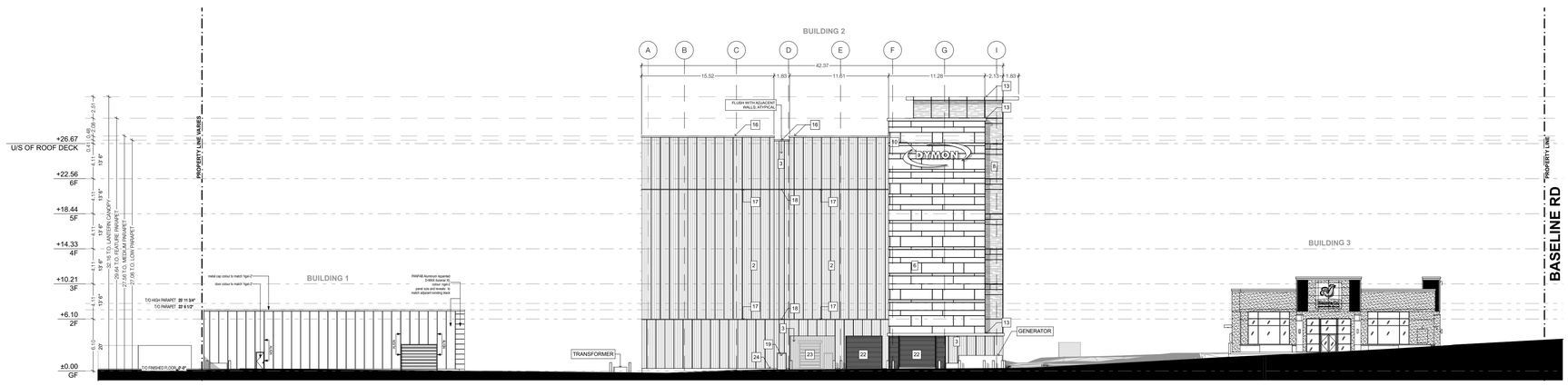

2 EAST ELEVATION - ENTIRE SITE
SCALE: 1:300

DYMON STORAGE ELEVATIONS - BUILDING 2

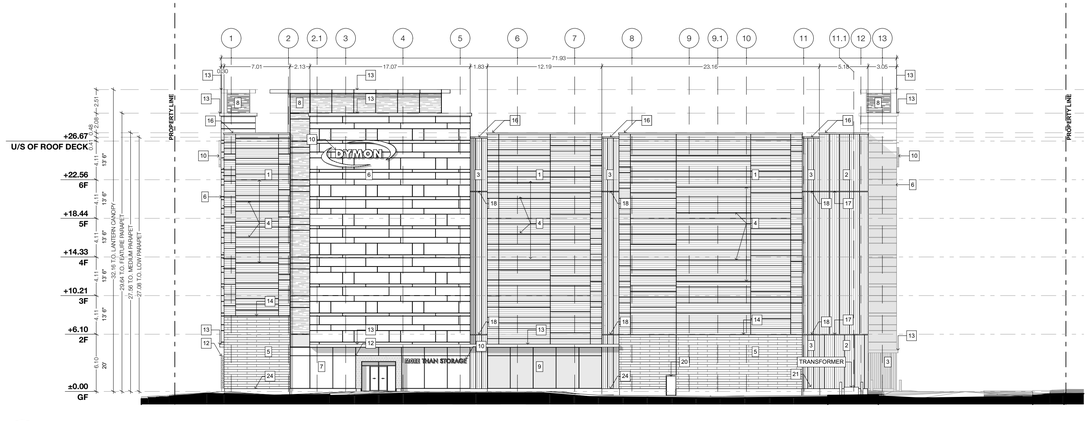

3 SOUTH ELEVATION - DYMON STORAGE BUILDING
SCALE: 1:300

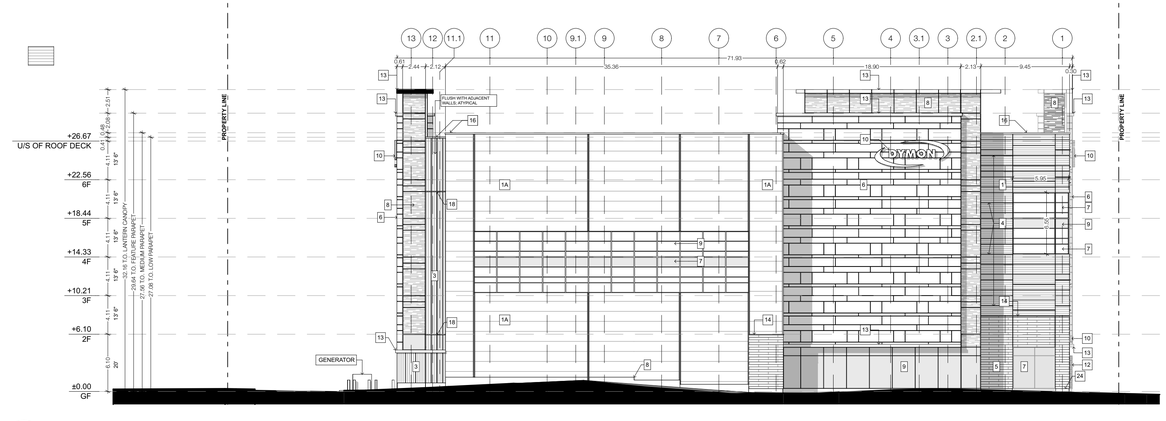

4 NORTH ELEVATION - DYMON STORAGE BUILDING
SCALE: 1:300

Revision:

YYYY.MM.DD	Revision
2017.05.16	Issued for ZBA Submission
2018.05.23	Issued for SPC Submission
2018.12.17	Issued for SPC Resubmission
2019.09.10	Issued for ZBA Resubmission
2019.11.29	Issued for SPC Resubmission
2021.12.07	Issued for SPA Resubmission

ONTARIO ASSOCIATION OF ARCHITECTS
NICHOLAS CARAGIANNIS
LICENCE 5057

Note: Building permit issuance shall be subject to the building permit drawings not being in contravention with these approved plans and drawings including, but not limited to, the exterior design of the building and exterior building materials.

Note: This drawing and all copyright therein are the sole and exclusive property of TACT Design Inc. Reproduction or use of this drawing in whole or in part by any means or in any way whatsoever without the prior written consent of TACT Design is strictly prohibited. Do not scale this drawing.
Published Tuesday, December 7, 2021.
file: 1611-06 Clyde v_27.1_SPA Resubmission.pln

design architect
TACT Architecture Inc.
650R College Street [rear lane]
Toronto Ontario M6G 1B8
416-516-1949
info@tactdesign.ca

architect of record
nicholas caragianis architect inc.
137 Florida Street,
Ottawa, ON K1S 3K9
t. 613 237 6801
f. 613 237 8289
e. info@nicholasarchitect.ca
www.nicholasarchitect.ca

job title & location
DYMON STORAGE
1375 Clyde Ave
Ottawa, Ontario

client
Dymon Capital Corporation

city file number
---

sheet title
Site Elevations

drawn by: **RD, JL, FT, ST, NS**
checked by: **PJ**

issue date
Tuesday, December 7, 2021

job number: **1611-07**
scale

A4.1

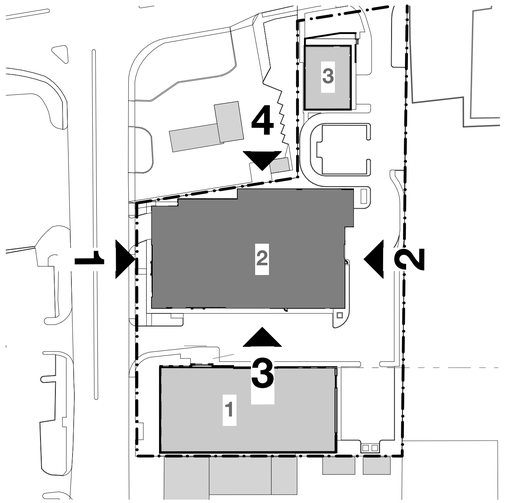

LEGEND

1. PRE-MANUFACTURED INSULATED METAL PANEL SYSTEM. MINI MICRO RIB HORIZONTAL ORIENTATION. COLOUR: PEWTER
2. PAN FAB EZ CLIP PANELS. COLOUR TO BE CONFIRMED BY DYMON. PROVIDE 3/4" REVEALS AT ALL VERTICAL & HORIZONTAL JOINTS. PROPOSED PANEL JOINTS SHOWN. PROVIDE SHOP DRAWINGS FOR ARCHITECTS APPROVAL BASED ON SITE VERIFIED DIMENSIONS PRIOR TO FABRICATION
3. RESERVED
4. EXISTING EXPOSED COLUMNS TO REMAIN
5. EXISTING CONCRETE BLOCK FINISH TO REMAIN
6. NEW PARAPET CAP FLASHING
7. NEW WINDOWS IN EXISTING OPENINGS
8. PROVIDE BLOCKING IF REQUIRED. COMFIRM & COORDINATE LIFESTYLE GRAPHICS INSTALLATION REQUIREMENTS AND PROCESS WITH CLIENT
9. PROVIDE 2 LAYERS OF FIRE RATED PLYWOOD BLOCKING SIGNAGE EXTENDING FOR 1'-0" BEYOND EACH SIDE OF SIGNAGE
10. PAN FAB EX CLIP PANEL TO EXTEND BELOW WINDOW SILL. REFER TO WALL SECTIONS
11. CUT BACK EXISTING CURB, AS REQUIRED TO SUITE NEW EXIT DOOR. DOOR TO MEET OBC EXITING REQUIREMENTS.
12. NEW 8" CONCRETE CURB. PROVIDE 1" CEMENT PARGING. REFER TO FOUNDATION PLAN
13. EXISTING MECHANICAL ACCESS HATCH & SIAMESE CONNECT TO BE EXTENDED TO FACE OF NEW EXTERIOR WALL.
14. HORIZONTAL CUSTOM REVEAL 2" WIDE AS PER MANUFACTURERS RECOMMENDATIONS
15. TYPICAL IMP JOINT REVEALS AS PER MANUFACTURERS RECOMMENDATIONS
16. 2" VERTICAL REVEAL JOINT FACTORY FOLDED (C/W TRIMLESS ENDS AND RECESSED RUBBER GASKET) IN IMP SYSTEM. INSTALL REVEALS AS PER MANUFACTURERS RECOMMENDATIONS

BUILDING 1 ELEVATIONS

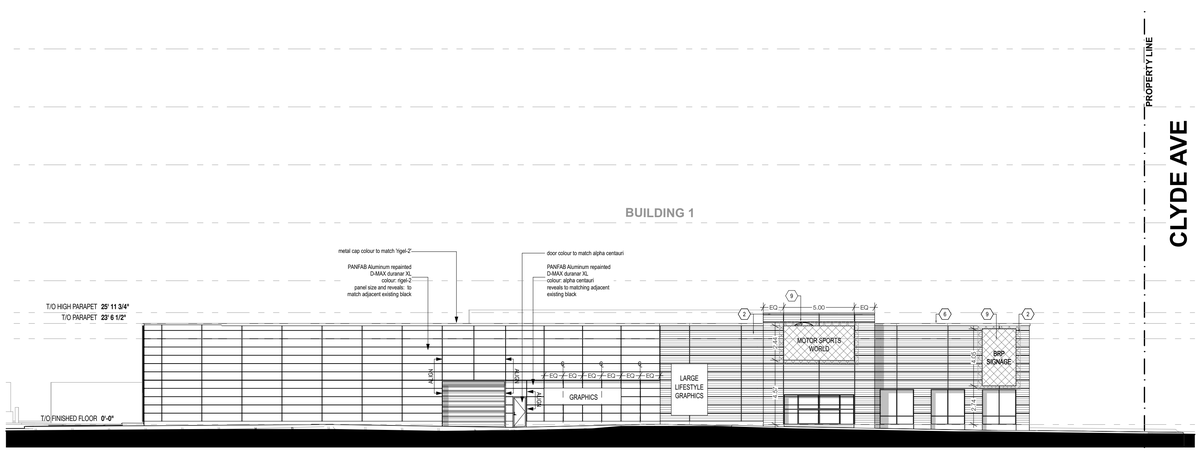

2 NORTH ELEVATION - RETAIL
SCALE: 1:200

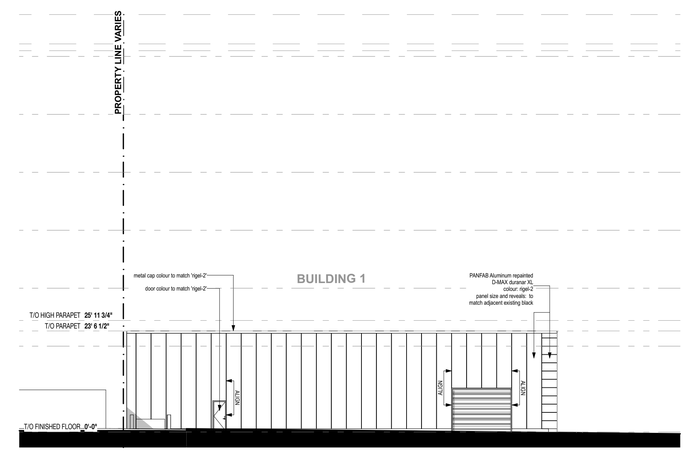

3 EAST ELEVATION - RETAIL
SCALE: 1:200

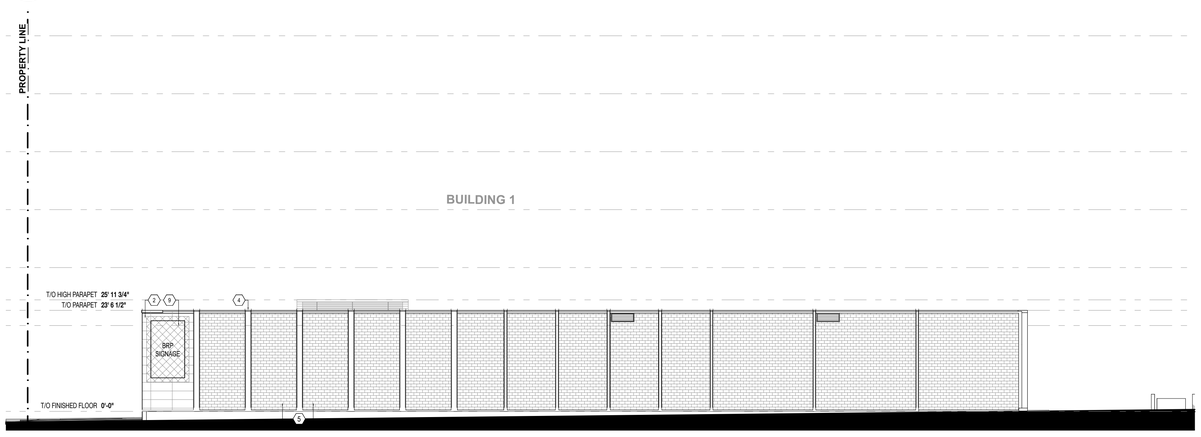

4 SOUTH ELEVATION - RETAIL
SCALE: 1:200

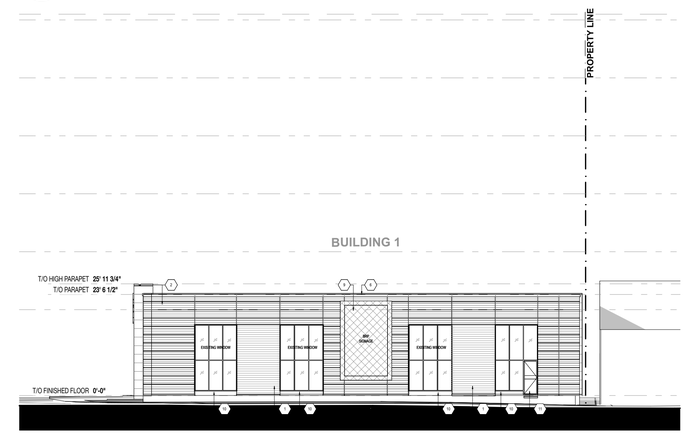

1 WEST ELEVATION - RETAIL
SCALE: 1:200

TACT

Revision:

YYYY.MM.DD	Revision
2017.06.16	Issued for ZBA Submission
2018.05.23	Issued for SPC Submission
2018.12.17	Issued for SPC Resubmission
2019.09.10	Issued for ZBA Resubmission
2019.11.29	Issued for SPC Resubmission
2021.12.07	Issued for SPA Resubmission

ONTARIO ASSOCIATION OF ARCHITECTS
NICHOLAS CARAGIANIS
LICENCE
5057

Note: Building permit issuance shall be subject to the building permit drawings not being in contravention with these approved plans and drawings including, but not limited to, the exterior design of the building and exterior building materials.

Note: This drawing and all copyright therein are the sole and exclusive property of TACT Design Inc. Reproduction or use of this drawing in whole or in part by any means or in any way whatsoever without the prior written consent of TACT Design is strictly prohibited. Do not scale this drawing.
Published *Tuesday, December 7, 2021.*
file: 1611-06 Clyde v_27.1_SPA Resubmission.pln

design architect
TACT Architecture Inc.
550R College Street [rear lane]
Toronto Ontario M6G 1B8
416-516-1949
info@tactdesign.ca

architect of record
nicholas caragianis architect
137 Pamilla Street,
Ottawa, ON K1S 3K9
t: 613 237 4801
f: 613 237 8289
e: info@nicholascaragianis.ca
www.nicholascaragianis.ca

job title & location
DYMON STORAGE
1375 Clyde Ave
Ottawa, Ontario

client
Dymon Capital Corporation

city file number
****

sheet title
Site Elevations - Building 1

drawn by: **RD, JL, FT, ST, NS**
checked by: **PJ**

issue date
Tuesday, December 7, 2021

job number: **1611-07**
scale:

A4.2

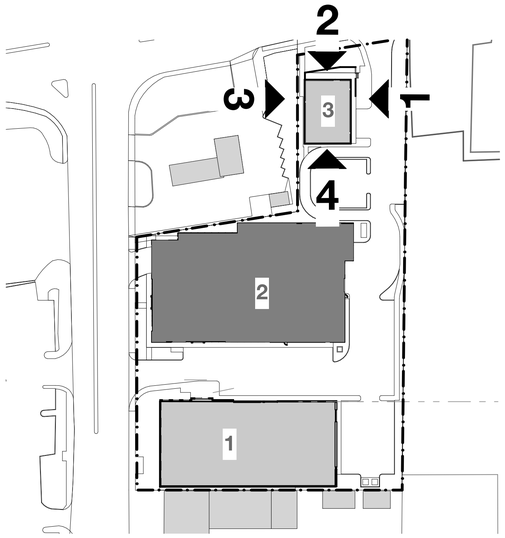

AC 1	EIFS WALL: COLOUR: PALE GREY / GRIS PALE (6206-31) FINISH: SAND / SABLÉ SUPPLIER: STEFF COATINGS
AC 2	EIFS WALL: COLOUR: RED / ROUGE (MATCH 9368) FINISH: SAND / SABLÉ SUPPLIER: STEFF COATINGS
AC 3	EIFS WALL: COLOUR: CHARCOAL / FUSAIN (6207-73) FINISH: SAND / SABLÉ SUPPLIER: STEFF COATINGS
AL	LIMESTONE WINDOW SILL: 2" THICK/D'ÉPAISSEUR SMOOTH FACE WITH DRIP EDGE/ FACE LISSE AVEC LARMIER SUPPLIER:ST-MARC STONE
D1	METAL SIDING: STYLE "HARRYWOOD" TORREFIED SUPPLIER:M.A.C. METAL ARCHITECTURAL INC
D2	METAL SIDING: STYLE AD300 COLOUR CHARCOAL/FUSAIN SUPPLIER:VICWEST
P1	EXTERIOR STONE: STYLE LAFIT COLOUR:MARQUAIX BEIGE CONCAVE JOINT / POSE JOINT SEMI CREUX SUPPLIER:PERMACON CO.
AP	EXTERIOR STEEL TILE: STYLE QC-16066 COLOUR RED/ROUGE SUPPLIER:VICWEST.
AP1	EXTERIOR STEEL TILE: STYLE QC-16072 COLOUR CHARCOAL/FUSAIN SUPPLIER:VICWEST.
1	CONCRETE / BÉTON APPARENT
2	BOLLARD, REFER TO CIVIL DRAWINGS / BOLLARD (VOIR INGÉNIEUR CIVIL)
3	SIGNAGE, SUPPLIED BY OHERS / ENSEIGNE (HORS CONTRAT)
4	SPANDREL GLASS / VERRE TYMPAN
5	PAINTED STEEL DOOR COLOUR: CHARCOAL / FUSAIN
6	EXTERIOR LIGHTS, SEE ELECTRICAL / APPAREIL D'ÉCLAIRAGE (VOIR INGÉNIEUR ÉLECTRIQUE)
7	EXTERIOR LIGHTS, SEE ELECTRICAL / APPAREIL D'ÉCLAIRAGE (VOIR INGÉNIEUR ÉLECTRIQUE)
8	"V" GROOVE IN STUCCO FINISH / RAINURE EN "V" DANS LE REVÊTEMENT ACRYLIQUE
9	"V" GROOVE IN STUCCO FINISH WITH 1/2" REVEAL/ RAINURE EN "V" AVEC UN RETRAIT 1/2", DANS LE REVÊTEMENT ACRYLIQUE
9	"V" GROOVE IN STUCCO FINISH WITH 1/2" REVEAL/ RAINURE EN "V" AVEC UN RETRAIT 1/2", DANS LE REVÊTEMENT ACRYLIQUE
10	RECESSED EXTERIOR LIGHT, WITH BLACK FINISH, REFER TO ELECTRICAL / LUMINAIRE ENCASTRÉ AVEC FINITION NOIRE, VOIR PLANS ING.
11	STEEL FINISH MOLDING, 24 GAUGE, TO MATCH AC3 / MOULURE DE FINITION EN ACIER PREPEINT CAL.24, PREPEINT TEL QUE "AC3".
12	4 ROWS CONCRETE BLOCK WITH 1/2 " MORTAR LINE / 4 RANGS DE BLOCS DE BÉTON AVEC RETRAIT DE 1/2" TYPIQUE POUR LES FACADES OU IL Y A LIEU
13	METAL GRILL, COORDINATE DIMENSIONS AND LOCATION WITH MECHANICAL. / PERSIENNE (COORDONNER DIMENSIONS ET EMPLACEMENT AVEC PLAN MÉCANIQUE)
14	GARGOYLE / GARGOUILLE
15	FLIP FRAME BY OTHERS. / "FLIP FRAME" PAR D'AUTRES
16	SPANDREL PANEL, GLASS EXTERIOR, GWB INTERIOR. / PANNEAU TYMPAN AVEC FINITION DE VERRE COTÉ EXTÉRIEUR ET GYPSE COTÉ INTÉRIEUR
17	ALUMINUM PANEL, COLOUR TO MATCH CURTAIN WALL. / PLAQUE D'ALUMINIUM MÊME COULEUR QUE LE MUR RIDEAU
18	30" X 36" GRILL, COLOUR TO MATCH SICO PAINT 6206-31, COORDINATE POSITION WITH MECHANICAL. / PERSIENNE 30"X 36" COULEUR 6206-31 DE SICO, POSITION À VALIDER AVEC LES PLANS DE L'INGÉNIEUR

BENNY & CO. RESTAURANT ELEVATIONS - BUILDING 3

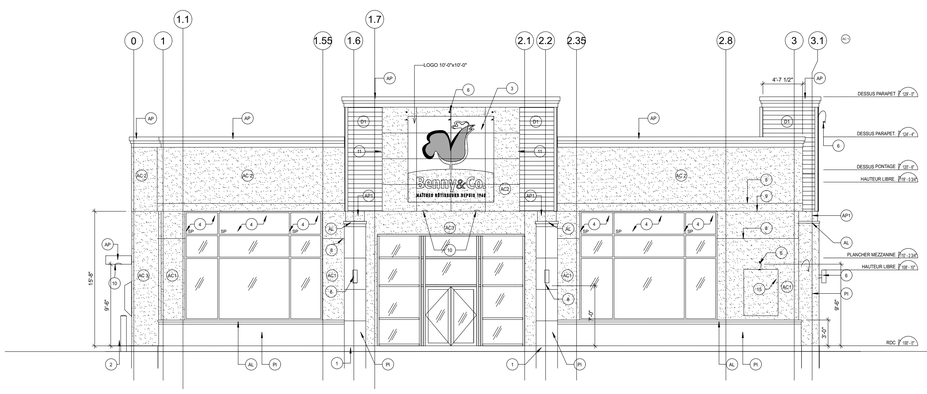

1 EAST ELEVATION - RESTAURANT
SCALE: 1:100

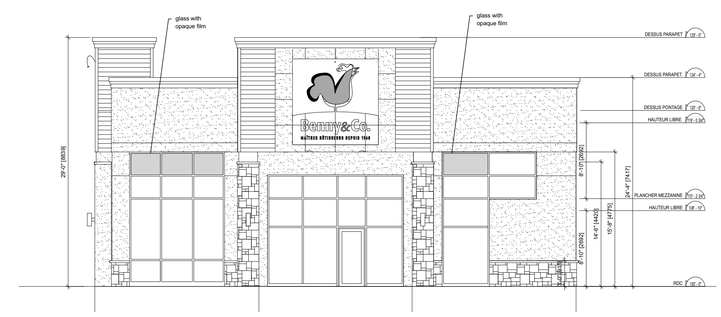

2 NORTH ELEVATION - RESTAURANT
SCALE: 1:100

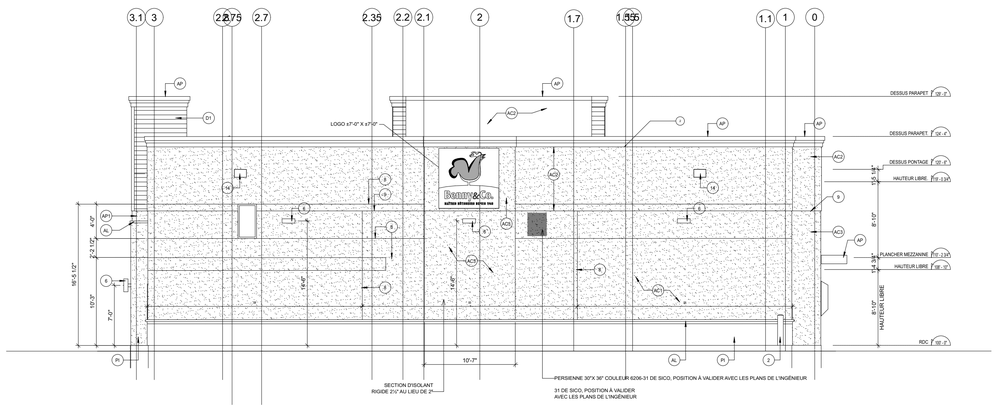

3 WEST ELEVATION - RESTAURANT
SCALE: 1:100

4 SOUTH ELEVATION - RESTAURANT
SCALE: 1:100

TACT

Revision:

YYYY.MM.DD	Revision
2017.05.16	Issued for ZBA Submission
2018.05.23	Issued for SPC Submission
2018.12.17	Issued for SPC Resubmission
2019.09.10	Issued for ZBA Resubmission
2019.11.29	Issued for SPC Resubmission
2021.12.07	Issued for SPA Resubmission

ONTARIO ASSOCIATION OF ARCHITECTS
NICHOLAS CARAGIANIS
LICENCE
5057

Note: Building permit issuance shall be subject to the building permit drawings not being in contravention with these approved plans and drawings including, but not limited to, the exterior design of the building and exterior building materials.

Note: This drawing and all copyright therein are the sole and exclusive property of TACT Design Inc. Reproduction or use of this drawing in whole or in part by any means or in any way whatsoever without the prior written consent of TACT Design is strictly prohibited. Do not scale this drawing.
Published *Tuesday, December 7, 2021.*
file: 1611-06 Clyde v_27.1_SPA Resubmission.pln

design architect
TACT Architecture Inc.
660R College Street [rear lane]
Toronto Ontario M6G 1B8
416-516-1949
info@tactdesign.ca

architect of record
nicholas caragianis architect inc.
137 Rentlie Street,
Ottawa, ON K1S 3K9
t. 613 237 0801
f. 613 237 8289
e. info@ncarchitect.ca
www.ncarchitect.ca

job title & location
DYMON STORAGE
1375 Clyde Ave
Ottawa, Ontario

client
Dymon Capital Corporation

city file number
****

sheet title
Site Elevations - Building 3

drawn by **RD, JL, FT, ST, NS**
checked by **PJ**

issue date
Tuesday, December 7, 2021

job number **1611-07**
scale

A4.3