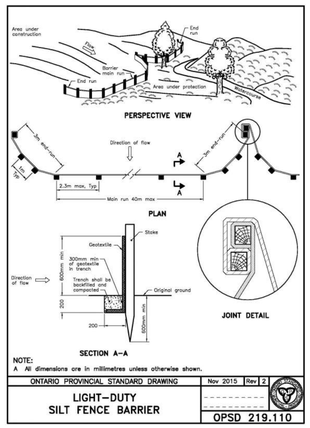

ONTARIO PROVINCIAL STANDARD DRAWING | Nov 2015 | Rev 2

LIGHT–DUTY SILT FENCE BARRIER

OPSD 219.110

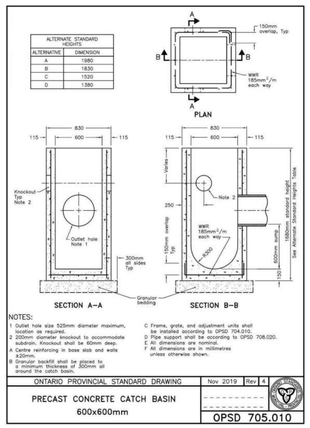

ONTARIO PROVINCIAL STANDARD DRAWING | Nov 2019 | Rev 4

PRECAST CONCRETE CATCH BASIN 600x600mm

OPSD 705.010

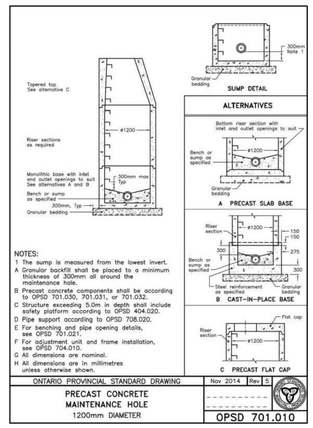

ONTARIO PROVINCIAL STANDARD DRAWING | Nov 2014 | Rev 5

PRECAST CONCRETE MAINTENANCE HOLE 1200mm DIAMETER

OPSD 701.010



ONTARIO PROVINCIAL STANDARD DRAWING | Nov 2014 | Rev 4

MAINTENANCE HOLE BENCHING AND PIPE OPENING ALTERNATIVES

OPSD 701.021

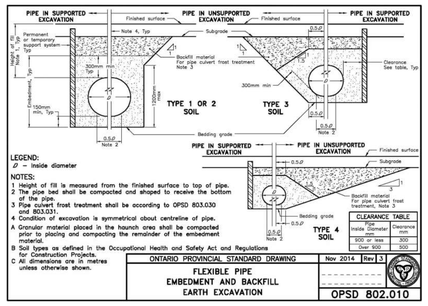

ONTARIO PROVINCIAL STANDARD DRAWING | Nov 2014 | Rev 3

FLEXIBLE PIPE EMBEDMENT AND BACKFILL EARTH EXCAVATION

OPSD 802.010

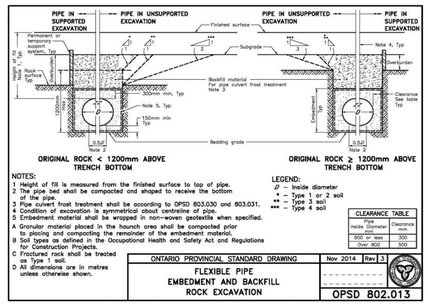

ONTARIO PROVINCIAL STANDARD DRAWING | Nov 2014 | Rev 3

FLEXIBLE PIPE EMBEDMENT AND BACKFILL ROCK EXCAVATION

OPSD 802.013

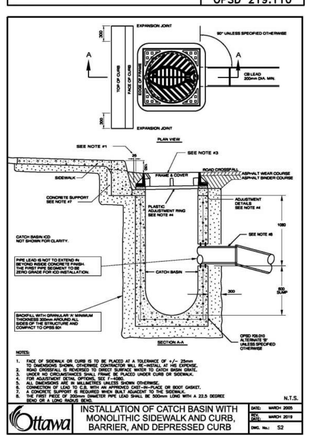

Ottawa | INSTALLATION OF CATCH BASIN WITH MONOLITHIC SIDEWALK AND CURB, BARRIER, AND DEPRESSED CURB | DATE: MAY 2005 | REV. DATE: MARCH 2018 | DWG. No.: S2 | N.T.S.

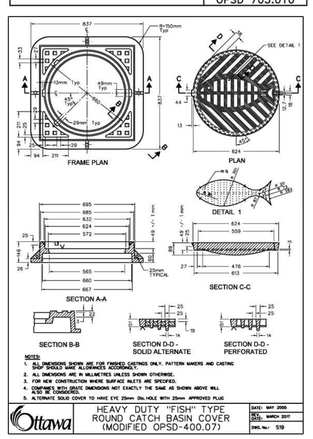

Ottawa | HEAVY DUTY "FISH" TYPE ROUND CATCH BASIN COVER (MODIFIED OPSD-400.07) | DATE: MAY 2005 | REV. DATE: MARCH 2007 | DWG. No.: S19 | N.T.S.

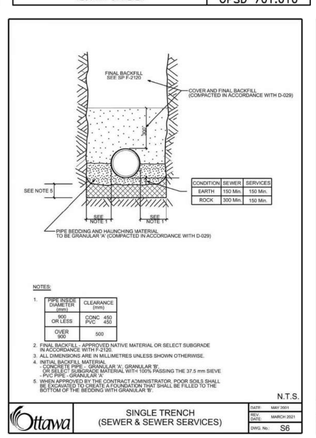

Ottawa | SINGLE TRENCH (SEWER & SEWER SERVICES) | DATE: MAY 2005 | REV. DATE: MARCH 2021 | DWG. No.: S6 | N.T.S.

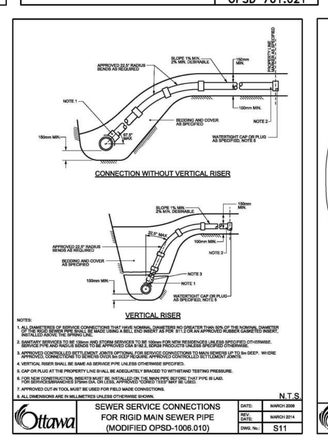

Ottawa | SEWER SERVICE CONNECTIONS FOR RIGID MAIN SEWER PIPE (MODIFIED OPSD-1006.010) | DATE: MARCH 2008 | REV. DATE: MARCH 2014 | DWG. No.: S11 | N.T.S.

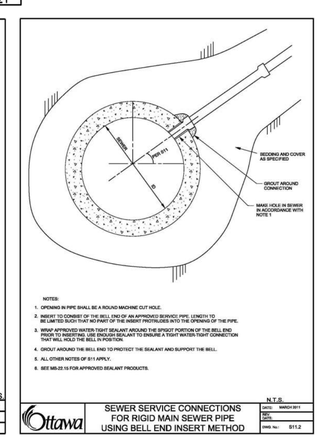

Ottawa | SEWER SERVICE CONNECTIONS FOR RIGID MAIN SEWER PIPE USING BELL END INSERT METHOD | DATE: MARCH 2011 | REV. DATE: MARCH 2021 | DWG. No.: S11.2 | N.T.S.

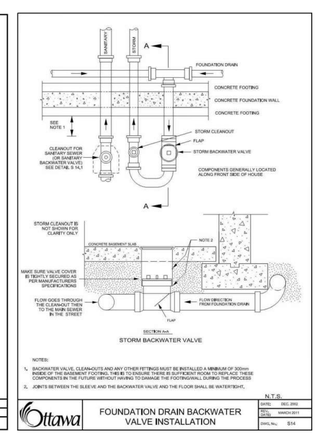

Ottawa | FOUNDATION DRAIN BACKWATER VALVE INSTALLATION | DATE: MARCH 2011 | REV. DATE: MARCH 2021 | DWG. No.: S14 | N.T.S.

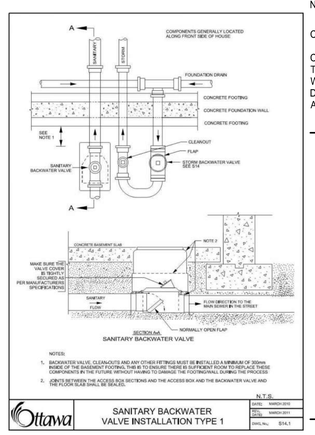

Ottawa | SANITARY BACKWATER VALVE INSTALLATION TYPE 1 | DATE: MARCH 2015 | REV. DATE: MARCH 2021 | DWG. No.: S14.1 | N.T.S.

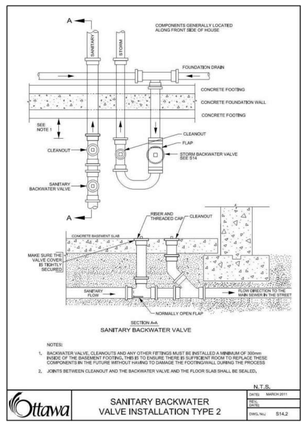

Ottawa | SANITARY BACKWATER VALVE INSTALLATION TYPE 2 | DATE: MARCH 2021 | REV. DATE: MARCH 2021 | DWG. No.: S14.2 | N.T.S.

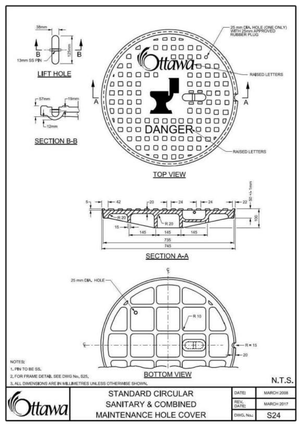

Ottawa | STANDARD CIRCULAR SANITARY & COMBINED MAINTENANCE HOLE COVER | DATE: MARCH 2008 | REV. DATE: MARCH 2017 | DWG. No.: S24 | N.T.S.

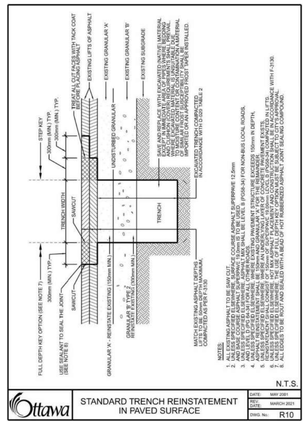

Ottawa | STANDARD TRENCH REINSTATEMENT IN PAVED SURFACE | DATE: MAY 2001 | REV. DATE: MARCH 2021 | DWG. No.: R10 | N.T.S.

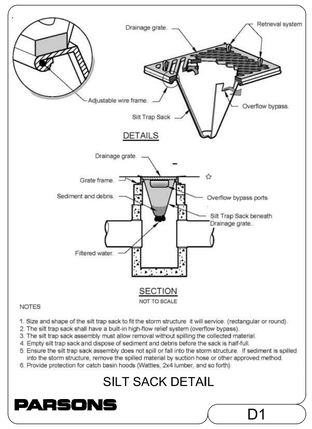

SILT SACK DETAIL

PARSONS | D1

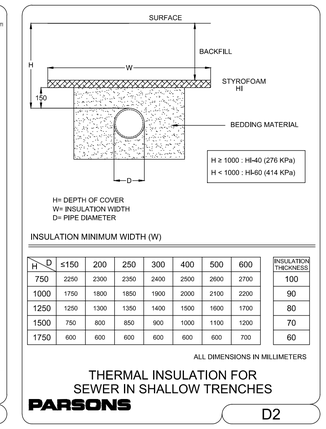

H \ D	≤150	200	250	300	400	500	600	INSULATION THICKNESS
750	2250	2300	2350	2400	2500	2600	2700	100
1000	1750	1800	1850	1900	2000	2100	2200	90
1250	1250	1300	1350	1400	1500	1600	1700	80
1500	750	800	850	900	1000	1100	1200	70
1750	600	600	600	600	600	600	700	60

THERMAL INSULATION FOR SEWER IN SHALLOW TRENCHES

PARSONS | D2



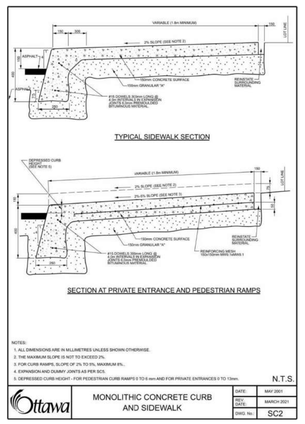

Ottawa | MONOLITHIC CONCRETE CURB AND SIDEWALK | DATE: MAY 2001 | REV. DATE: MARCH 2021 | DWG. No.: SC2 | N.T.S.

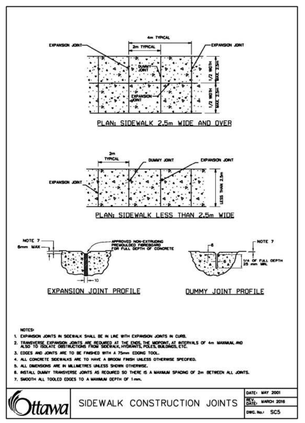

Ottawa | SIDEWALK CONSTRUCTION JOINTS | DATE: MAY 2005 | REV. DATE: MARCH 2016 | DWG. No.: SC5 | N.T.S.

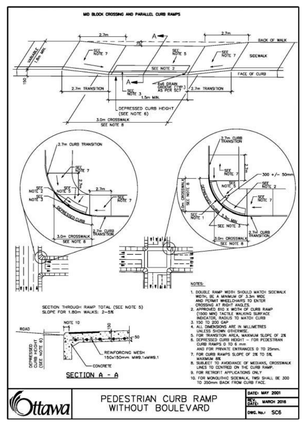

Ottawa | PEDESTRIAN CURB RAMP WITHOUT BOULEVARD | DATE: MAY 2001 | REV. DATE: MARCH 2016 | DWG. No.: SC6

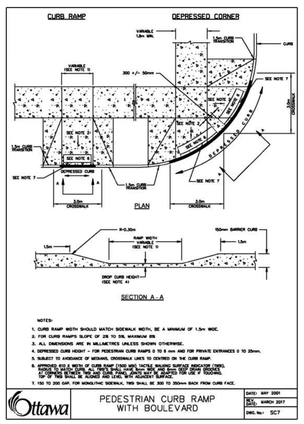

Ottawa | PEDESTRIAN CURB RAMP WITH BOULEVARD | DATE: MAY 2001 | REV. DATE: MARCH 2017 | DWG. No.: SC7

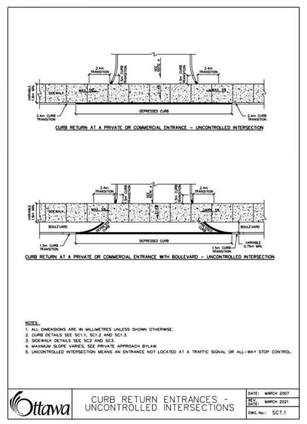

Ottawa | CURB RETURN ENTRANCES - UNCONTROLLED INTERSECTIONS | DATE: MARCH 2007 | REV. DATE: MARCH 2021 | DWG. No.: SC7.1

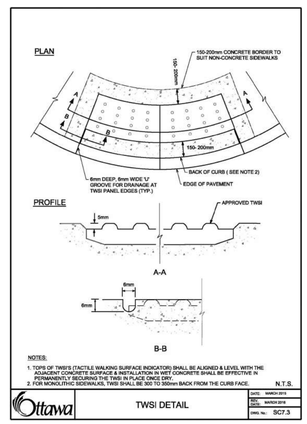

Ottawa | TWSI DETAIL | DATE: MARCH 2019 | REV. DATE: MARCH 2019 | DWG. No.: SC7.3 | N.T.S.

TRUE NORTH

zeidler
600-158 Sterling Road
Toronto, ON M6R 2B7
T +1 416 596 8300
ZEIDLER.COM

NEUF ARCHITECT(E)S
406-47 Clarence Street
Ottawa, ON K1N 9K1
T +1 613 234 2274
NEUFARCHITECTES.COM

Cadillac Fairview

PARSONS

NOTE

COPYRIGHT © ZEIDLER ARCHITECTURE INC.

CONTRACTOR MUST CHECK AND VERIFY ALL DIMENSIONS ON THE JOB. ANY DISCREPANCY OR CONTRADICTORY INFORMATION WITHIN THIS SET OF DRAWINGS AND / OR OTHER CONSULTANTS' DRAWINGS MUST BE BROUGHT TO THE ATTENTION OF THE ARCHITECT BEFORE PROCEEDING.

LICENSED PROFESSIONAL ENGINEER
S.D.MITCHELSON
100128064
2021-10-29
PROVINCE OF ONTARIO

NO.	ISSUE/ REVISION	DATE
1	ISSUED TO SITE PLAN CONTROL	2021-10-29

NOT FOR CONSTRUCTION

PROJECT

CF RIDEAU CENTRE REGISTRY SITE

PROJECT ADDRESS

70 NICOLAS ST.
OTTAWA, ON

TITLE

DETAILS

PROJECT NO.	DRAWN	CHECKED
18-1-060	Author	Checker

DRAWING NO.

SPA-C102

REVISION NO. 1

Friday, October 29, 2021 2:27:15 PM
H:\50\477846\1000\DWGS\477846 – 1.6.dwg