

July 13, 2021

Infrastructure Approvals
Development Review – Central Branch
City of Ottawa
110 Laurier Ave, Ottawa

RE: 817 Roseview Avenue; File Number: D07-00-000000

We wish to confirm that: exterior lighting will be only wall mounted and meet the following requirements:

- Have been designed using only fixtures that meet the criteria for Full Cut-off (Sharp cut-off) Classification, as recognized by the illuminating Engineering Society of North America (IESNA or IES), and;
- Have been design so that light spillage onto adjacent properties will be kept below 0.5 foot-candle.

For above purpose, the following fixture From Gardco or equivalent will be used:

- Wall sconce to be LED with full cut-off performance: GARDCO #107L-XXX-3-55LA-CW-VOLT-NP-SPRX or equivalent.

Please see attached light fixture plan and sample catalogue. We hope that the above explanation answers your question. Please do not hesitate to call undersigned in case of any queries.



Yours truly,
Wissam Elias, P. Eng

PHILIPS

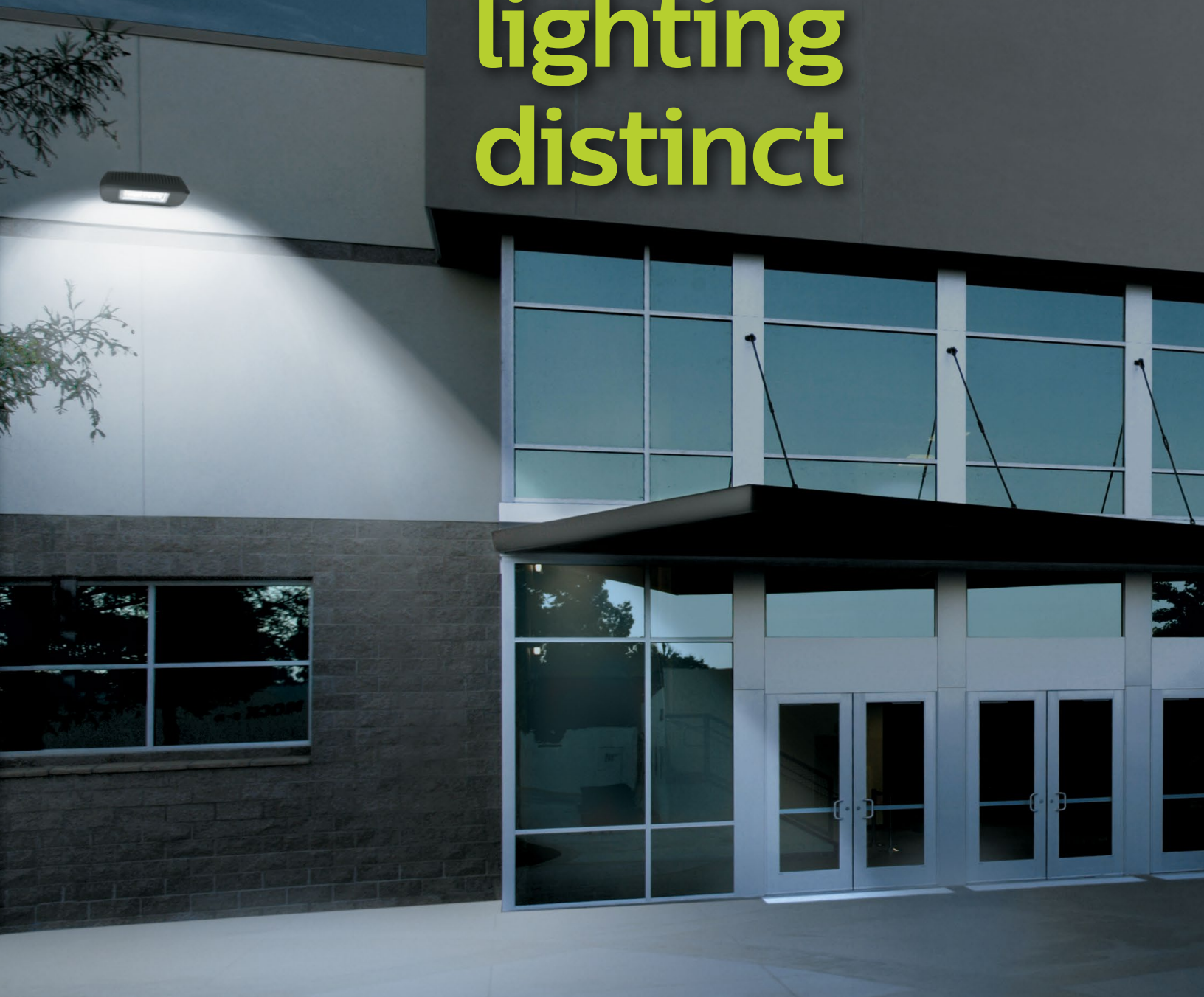


Wall Mount

LED wall sconce 121



Designed to
**make your
lighting
distinct**





Styling that sets your building apart

Philips Gardco LED wall sconce 121 is designed to add an element of style to your application by pairing straight lines with rounded edges. The form of the 121 is timeless, yet contemporary, and will complement a wide assortment of architectural styles and designs, while delivering high light levels and functional distribution patterns. The 121 is comprised of equal parts engineering, design and performance. Sleek and stylish, it is visibly superior to obtrusive, glaring wall packs. The design and construction of the 121 sconce continues the Philips Gardco tradition of providing specification quality design and craftsmanship. Each feature demonstrates an attention to detail and a highly refined method of achieving long-term performance and trouble-free operation.



Enhanced performance and energy saving control options

- Multiple lumen packages with output ranging from 2,607 to 10,103 lumens
- Energy saving LEDs provide up to 114 LPW efficacy
- Three distribution patterns available in Type 2, 3, 4
- Emergency battery back up available to provide path-of-egress illumination
- Energy saving control options, such as motion response and wireless controls

Create distinction with aesthetics and functionality

- LED wall sconce 121
-
- Wall mount
-
- Intro
-

In addition to its styling, the 121 offers distinction through its powerful optical design, array of distributions, and impressive selection of control possibilities. The 121 features three defined optical distributions, wattages from 28 to 107W and lumen packages up to 10,000. It offers the freedom to choose luminaire spacing based on aesthetics, functionality, or a combination of both.

The 121 is available in a Type II (2) wide throw with maximized lateral spacing; a Type III (3) optimized wide throw that adds excellent forward contribution; and a Type IV (4) with maximized forward throw distribution for small parking areas.

Type 2 at 20'

When economy rules and wide spacings are required, Type 2 optics offer 6:1 spacing to mounting height ratios. Sconces may be spaced as far as 90' apart at a 15' mounting height.




Type 3 at 20'

For the best of both worlds, the Type 3 offers excellent lateral spacings and forward projection in a very practical rectangular pattern.



Type 4 at 20'

If critical light levels are required at the property line, Type 4 optics uptilt project light in a more forward direction.



Control of Glare & Light Trespass

The factor most destructive to quality lighting is glare. The traditional refractor wall pack generates light at excessively high angles – creating glare within a driver's or pedestrian's field of view. In addition, light above 90° may result in distracting brightness into neighboring spaces. Philips Gardco performance sconces utilize precision LED optical systems. Light above 80° is minimized and light above 90° is eliminated – resulting in exceptional control of luminaire brightness and undesired illumination beyond the property line.

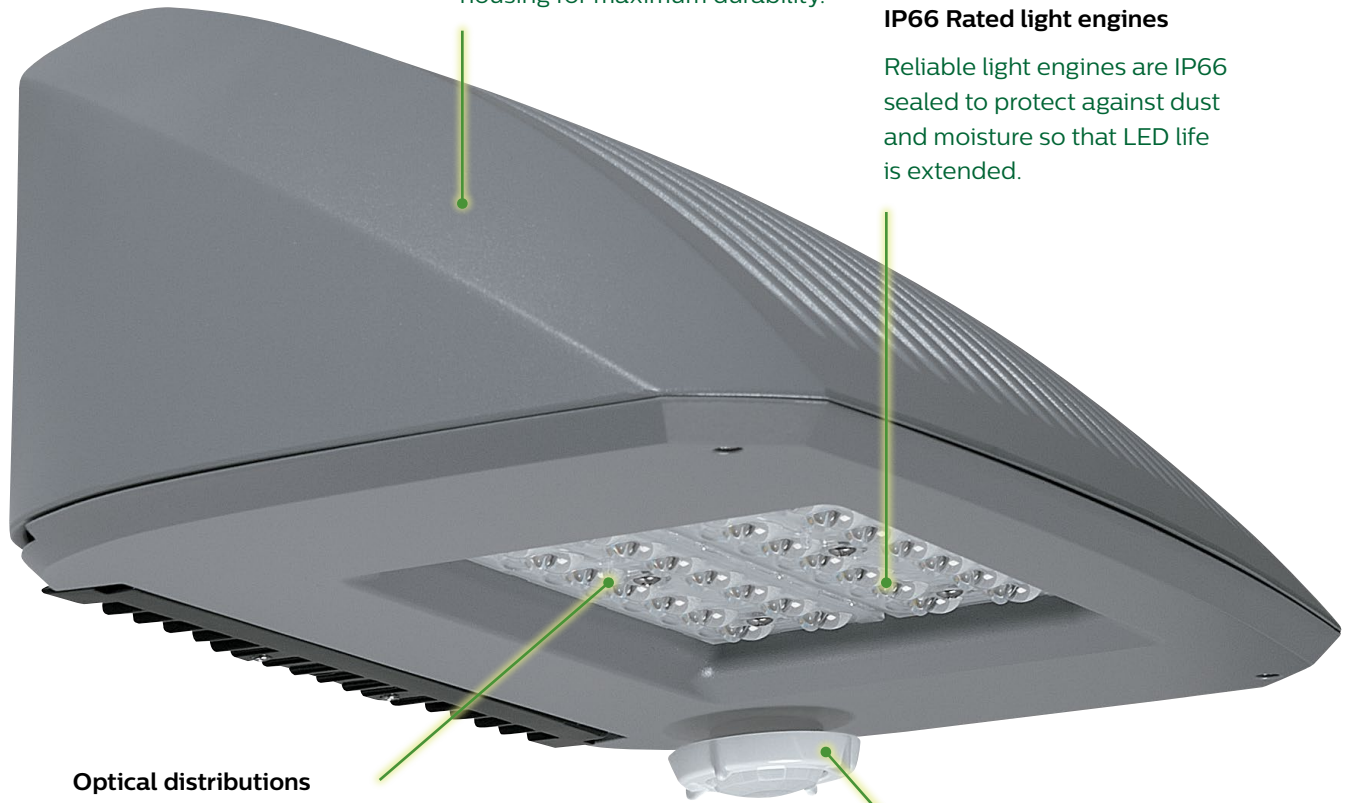
LED wall sconce 121 – th

Die-cast housing

Rugged, die-cast aluminum housing for maximum durability.

IP66 Rated light engines

Reliable light engines are IP66 sealed to protect against dust and moisture so that LED life is extended.



Optical distributions

Type 2, 3, and 4 distributions available. Advanced Class 1 LED arrays designed to efficiently direct light into very wide or forward projecting light patterns.

Easy mounting

Mounting plate is affixed to the wall, splices are made and the luminaire is secured to the plate.

Programmable motion response

This controls option maximizes your outdoor lighting energy savings while supporting security efforts.



e details


LED wall sconce 121
.....
Wall mount
.....
Features
.....

Finish

Black, White, Bronze, Dark Gray, Medium Gray. Custom and special finishes also available.

Decorative fins

Embossed fins create a unique aesthetic accent.



Emergency battery backup

Optional emergency battery back up meets path-of-egress illumination requirements and is integral to the luminaire.

Thermal management

Helps to ensure long LED system life.

Potential savings of switching to LED

This is an ROI example you can achieve by **retrofitting 30 HID luminaires with Philips Gardco LED wall sconce 121**

* Based on comparison between 250W PSMH luminaires (at 291W) and 121-32L-1000-NW (at 107W) with an energy rate of \$0.1045/KWh. National average energy rates and other assumptions apply.



63%

Annual energy over HID



70%

Annual total cost of ownership savings

Controls



Luminaire solutions

Basic. Autonomous. Affordable.

Simple, individual outdoor lighting dimming and management without the need for remote access.

- **0-10V Dimming**
- **Dual Circuit Control**
- **Dynadimmer Stand-alone Dimming Profile**
- **Programmable Motion Response**

Programmable motion response

Programmable Motion Response maximizes your outdoor lighting energy savings while supporting security efforts. Upon easy installation, Programmable Motion Response dims 121 luminaires to 25% light output, increases to 100% light output only when motion is detected, and returns to the original low output after five minutes. Settings are easily changed at the luminaire with an optional wireless handheld programmer.

Dynadimmer

Dynadimmer reduces the luminaire's light output according to pre-programmed or customized dimming schedules to reduce light pollution and energy consumption without compromise.



Site solutions

Intermediate. Informative. Flexible.

Wirelessly manage as a single system or as separate groups within a site. Monitor and respond to real time energy usage and track data trends with a web-based connected lighting system.

- **Wireless controls system**

Wireless controls system

Integrating wireless controls with 121 wall sconces allows you to manage the entire site, independent lighting groups or individual luminaires local or remotely. Based on a high density mesh network and with the easy to use web-based portal, you can conveniently access and manage your lighting network remotely. Wireless controls can be combined with site and area, pedestrian, and parking garage luminaires as well, for a completely connected outdoor solution.

For more information

Visit us at www.philips.com/luminaires for more on Philips stand-alone and connected outdoor lighting solutions, and select Controls Outdoor, or request our outdoor lighting solutions brochure.

Ordering guide*

example: 121-32L-700-NW-G3-3-120-IMRI2-BZ

Prefix	Number of LEDs	Drive Current	LED Color - Generation	Distribution	Emergency	Voltage	Options		
							Controls	Electrical	Finish
121									
121 LED wall sconce	16L 16 LEDs (1 modules)	530 530mA 650 650mA 700 700mA 1000 1000mA 1200 1200mA	CW-G3 Cool White 5700K, 70 CRI Generation 3 NW-G3 Neutral White 4000K, 70 CRI Generation 3 WW-G3 Warm White 3000K, 70 CRI Generation 3	2 Type 2 3 Type 3 4 Type 4	EBPC Emergency Battery Pack Cold Weather Leave blank to omit an emergency option	UNV 120-277V HVU 347-480V 120 120V 208 208V 240 240V 277 277V 347 347V 480 480V	DD 0-10V Dimming Driver DCC Dual Circuit Control DynaDimmer: Automatic Profile Dimming CS50 Safety 50% Dimming CM50 Median 50% Dimming CE50 Economy 50% Dimming DA50 All Night 50% Dimming Photoelectric Systems PCB Photocontrol Button Infrared Motion Response Systems IMRI2 Integral with #2 lens IMRI3 Integral with #3 lens Wireless Controls (luminaire mounted) LLC2 Module with #2 lens LLC3 Module with #3 lens	Fusing F1 Single (120, 277, 347VAC) F2 Double (208, 240, 480VAC) F3 Canadian Double Pull (208, 240, 480VAC)	Textured BK Black WH White BZ Bronze DGY Dark Gray MGY Medium Gray Customer specified RAL Specify optional color or RAL (ex: OC-LGP or OC-RAL7024) CC Custom color (Must supply color chip for required factory quote)
	32L 32 LEDs (2 modules)	530 530mA 650 650mA 700 700mA 1000 1000mA							

Luminaire Accessories (order separately)*

Mounting Accessories

Wall Mount

WS Wall Mounted Box for Surface Conduit

Controls Accessories

Wireless controls remote mount module

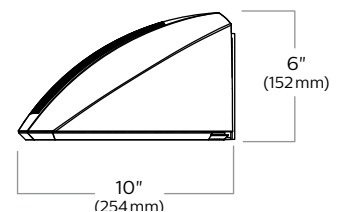
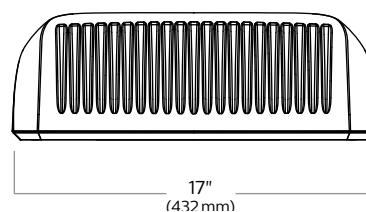
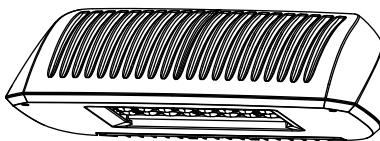
LLCR2-(F) #2 lens (specify F with finish)
LLCR3-(F) #3 lens (specify F with finish)

Wireless controls remote controller accessory

Wireless controls system offers a remote radio/sensor module that allows connectivity to Wireless system gateway. Remote module can be mounted to wall or pole with j-box supplied. May be specified by choosing one of two different lenses to accommodate a variety of mounting heights/sensor detection ranges. Must specify option DD on luminaires that are planned to be used with remote mount controllers. See spec sheet for Wireless Controls details.

* Prior to ordering, consult specification sheets on www.philips.com/luminaires for the most current information, notes, and exclusions.

Dimensions



Luminaire Weights

LED wall sconce 121	Weight
Luminaire	15.0 lbs
Luminaire - EBPC (EM battery pack)	18.5 lbs
Luminaire - Integrated Wireless Controls	17.0 lbs

Make your lighting **distinct**

See how Philips Gardco LED wall sconce 121 can help your building stand out from the rest. Contact your local Philips Sales Representative or visit www.philips.com/luminaires for more information or to schedule a personalized demonstration.



© 2016 Philips Lighting Holding B.V. All rights reserved. Philips reserves the right to make changes in specifications and/or to discontinue any product at any time without notice or obligation and will not be liable for any consequences resulting from the use of this publication.

PGc-1607BR 06/16 philips.com/luminaires

Philips Lighting
North America Corporation
200 Franklin Square Drive
Somerset, NJ 08873
Tel. 855-486-2216

Philips Lighting Canada Ltd.
281 Hillmount Rd,
Markham, ON,
Canada L6C 2S3
Tel. 800-668-9008