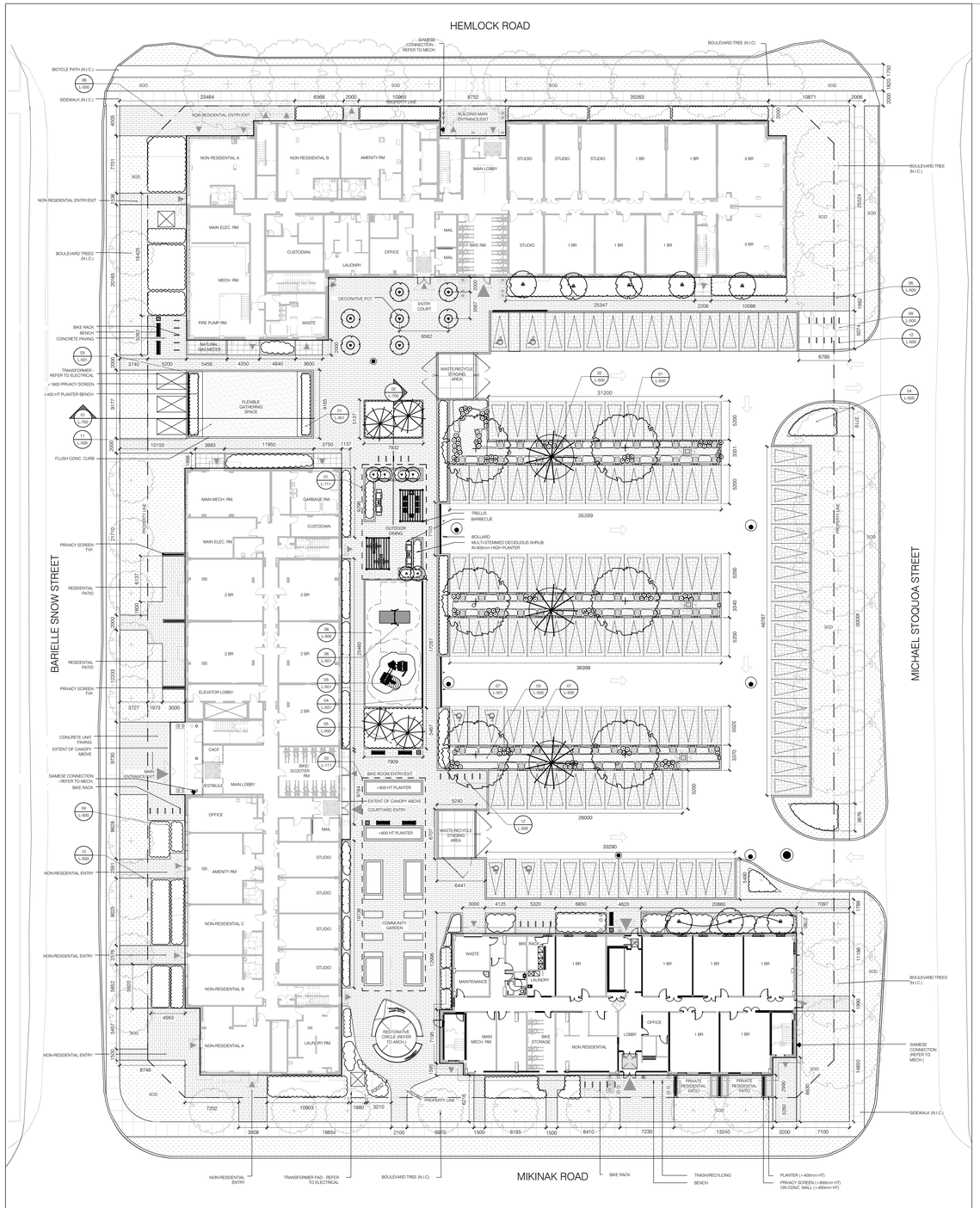

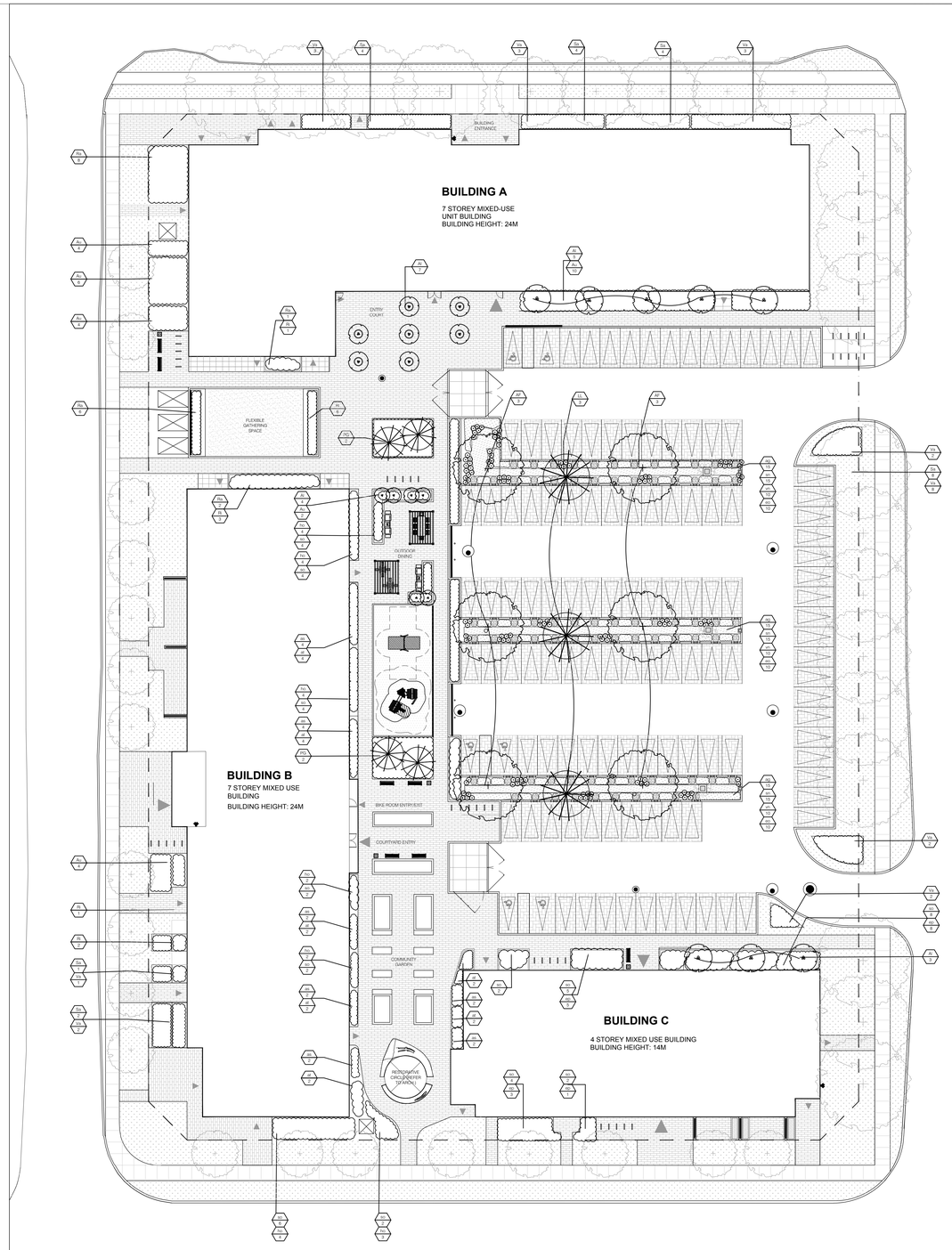

PLANTING SCHEDULE									
KEY	QTY	BOTANICAL NAME	COMMON NAME	CAL.	HT.	COND	REMARKS	NATIVE
DECIDUOUS TREES									
AF	6	*Acer x freemanii*	Autumn Blaze 'Jeffersred'	60mm		W.B.	spacing per plan	NO
CONIFEROUS TREES									
LL	3	*Larix laricina*	American Larch		300cm	W.B.	spacing per plan	YES
PG	4	*Picea glauca*	White Spruce		300cm	W.B.	spacing per plan	YES
DECIDUOUS SHRUBS									
Al	19	*Amelanchier laevis*	Allegheny Serviceberry		150cm	7 Gal.	spacing per plan	YES
Ra	18	*Rhus aromatica 'Gro-Low'*	Fragrant Sumac 'Gro-Low		50cm	3 Gal.	1.5m spacing	YES
Ri	12	*Rubus odoratus*	Flowering Rasberry		30cm	2 Gal.	1.5m spacing	YES
Sa	26	*Spirea alba*	Meadowsweet		30cm	2 Gal.	1.5m spacing	YES
Vs	28	*Vaccinium angustifolium*	Lowbush Blueberry		30cm	2 Gal.	0.6m spacing	YES
BROADLEAF EVERGREENS									
Au	30	*Arctostaphylos uva-ursi*	Bearberry		30cm	2 Gal.	1.5m spacing	YES
PERENNIALS/ ORNAMENTAL GRASSES									
ag	45	*Andropogon gerardii*	Big Bluestem		-	1 Gal.	0.5m spacing	YES
as	18	*Asclepias syriaca*	Common Milkweed		-	1 Gal.	0.5m spacing	YES
at	18	*Asclepias tuberosa*	Butterfly Milkweed		-	1 Gal.	0.5m spacing	YES
eo	30	*Euonymus obovatus*	Running Euonymus		-	1 Gal.	0.5m spacing	YES
ep	17	*Echinacea purpurea*	Purple Coneflower		-	1 Gal.	0.5m spacing	YES
ho	23	*Hierochloe odorata*	Sweet Grass		-	1 Gal.	1.0m spacing	YES
so	45	*Salvia officianalis*	Common Sage		-	1 Gal.	0.5m spacing	YES
sn	45	*Sorghastrum nutans*	Indian Grass		-	1 Gal.	0.6m spacing	YES
vn	30	*Veronica noveboracensis*	Ironweed		-	1 Gal.	0.3m spacing	YES

CLIENT

Ottawa Community Housing / Logement communautaire d'Ottawa

39 Auriga Dr, Nepean, ON K2E 7Y8

COPYRIGHT
This drawing has been prepared solely for the intended use, thus any reproduction or distribution for any purpose other than authorized by IBI Group is forbidden. Contractor shall verify all dimensions on the job and report any discrepancies. Contractor shall verify and be responsible for all dimensions and conditions on the job, and IBI Group shall be informed of any variations from the dimensions and conditions shown on the drawings. Drawings are not to be scaled. Contact IBI Group for general maintenance before proceeding with fabrication.

IBI Group Architects (Canada) Inc.
is a member of the IBI Group of companies

ISSUES

No.	DESCRIPTION	DATE
1	ISSUED FOR DRAFT DD SUBMISSION	2020-12-07
2	ISSUED FOR DD SUBMISSION	2021-01-05
3	ISSUED FOR OCH SPC APP REVIEW	2021-05-14
4	ISSUED FOR SPC SUBMISSION	2021-05-19
5	ISSUED FOR 30% CD INTERNAL COORDINATION	2021-06-03
6	ISSUED FOR 60% CD ISSUANCE	2021-07-13
7	RE-ISSUED FOR SPC SUBMISSION	2021-08-23

KEYPLAN

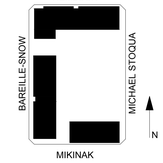

CONSULTANTS

NOT FOR CONSTRUCTION

- Sod
- Conc. Unit Paving
- Permeable Paving
- Cast in Place Conc. Paving
- Proposed OGS (Refer to civil)
- Proposed Manhole (Refer to civil)
- Proposed OGS (Refer to civil)
- Proposed Catchbasin (Refer to civil)
- Proposed Deciduous Trees
- Proposed Coniferous Trees
- Proposed Street Trees (N.I.C)

SEAL

PRIME CONSULTANT

IBI GROUP
Unit 110 - 650 Dalton Avenue
Kingston ON K7M 8N7 Canada
tel 613 531 4440 fax 613 531 7789
ibigroup.com

PROJECT

MIKINAK REDEVELOPMENT

715 MIKINAK ROAD, OTTAWA, ON, CANADA K1K 2G8

PROJECT NO: 125599

DRAWN BY: **BB/LL** | CHECKED BY: **NK**

PROJECT MGR: **NK** | APPROVED BY: **NK**

SHEET TITLE

LANDSCAPE LAYOUT & PLANTING PLAN

SHEET NUMBER	SCALE	ISSUE
L100	1:250	L

True North | Project North

4/17/2018 2:22:54 PM

Sheet Set Order

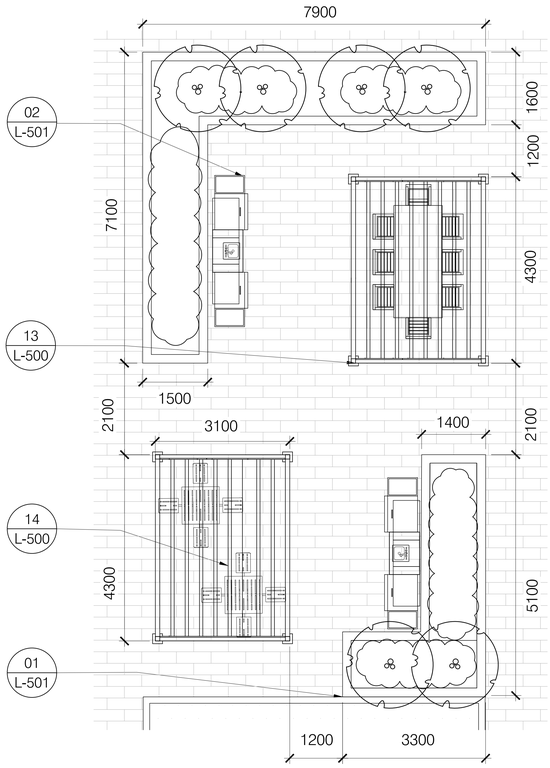

1 L-111 OUTDOOR DINING 1:50

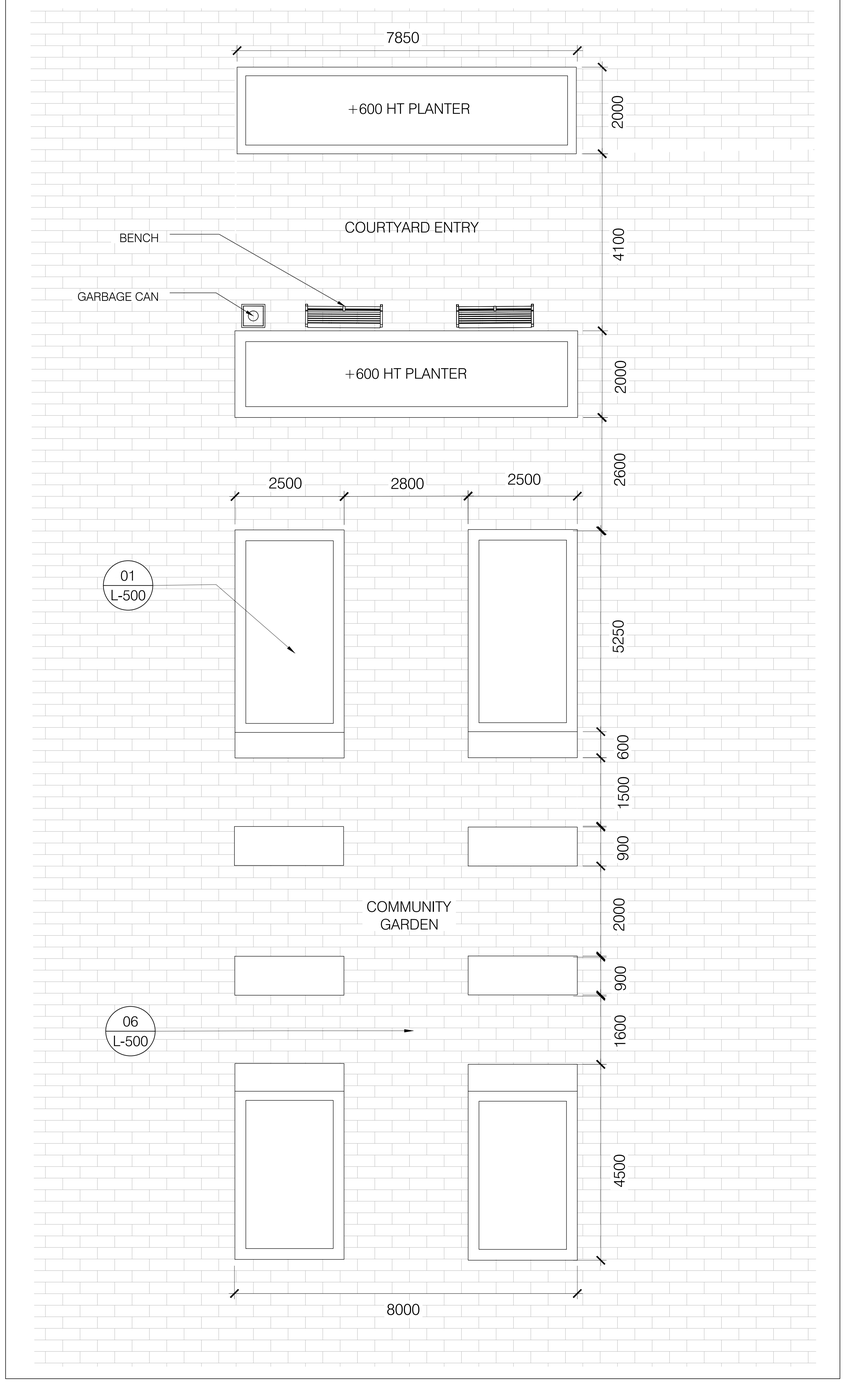

2 L-111 COMMUNITY GARDEN & ENTRY COURT 1:50

CLIENT

39 Auriga Dr, Nepean, ON K2E 7Y8

COPYRIGHT
This drawing has been prepared solely for the intended use, thus any reproduction or distribution for any purpose other than authorized by IBI Group is forbidden. Contractor shall verify and be responsible for all dimensions and conditions on the job, and IBI Group shall be informed of any variations from the dimensions and conditions shown on the drawings. Drawings are not to be scaled. Contact IBI Group for general conformance before proceeding with fabrication.

IBI Group Architects (Canada) Inc.
is a member of the IBI Group of companies

ISSUES

No.	DESCRIPTION	DATE
1	ISSUED FOR DRAFT DD SUBMISSION	2020-12-07
2	ISSUED FOR DD SUBMISSION	2021-01-05
3	ISSUED FOR OCH SPC APP REVIEW	2021-05-14
4	ISSUED FOR SPC SUBMISSION	2021-05-19
5	ISSUED FOR 30% CD INTERNAL COORDINATION	2021-06-03
6	ISSUED FOR 60% CD ISSUANCE	2021-07-13
7	RE-ISSUED FOR SPC SUBMISSION	2021-08-23

KEYPLAN

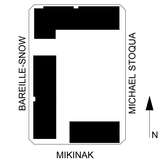

CONSULTANTS

NOT FOR CONSTRUCTION

- Conc. Unit Paving
- Proposed Bench
- Proposed Garbage Can
- Proposed Barbecue
- Proposed Pergola
- Proposed Outdoor Seating
- Proposed Outdoor Seating

SEAL

PRIME CONSULTANT

IBI GROUP
Unit 110 - 650 Dalton Avenue
Kingston ON K7M 8N7 Canada
tel 613 531 4440 fax 613 531 7789
ibigroup.com

PROJECT

MIKINAK REDEVELOPMENT

715 MIKINAK ROAD, OTTAWA, ON, CANADA K1K 2G8

PROJECT NO: 125599

DRAWN BY:	CHECKED BY:
BB/LL	**NK**
PROJECT MGR:	APPROVED BY:
NK	**NK**

SHEET TITLE

LANDSCAPE LAYOUT PLAN DETAILS

True North Project North

SHEET NUMBER	SCALE	ISSUE
L101	AS NOTED	L

4/17/2019 2:22:54 PM

NOTES:

- OBTAIN WRITTEN CONFIRMATION OF UTILITY LOCATES PRIOR TO COMMENCEMENT OF DIGGING.
- DIG ALL HOLES BY HAND WHEN CLOSER THAN 1000mm TO UNDERGROUND POWER, TELEPHONE AND GAS ALIGNMENTS.
- USE ROOT DEFLECTOR ON THE UTILITY SIDE IF REQUIRED.
- ENSURE BASE OF TREE PIT IS STABLE IN ORDER TO MAINTAIN THE DESIRED TREE LEVEL AND GRADE.
- TREES TO BE SPRAYED WITH APPROVED ANTI-DESSICANT PRIOR TO TRANSPLANTING UNLESS PLANTED WITHIN 48 HOURS OF DIGGING (IF PLANTED IN FULL LEAF).
- ΣET TREE 50mm HIGHER THAN SURROUNDING GRADE TO ALLOW FOR SETTLEMENT.
- SCARIFY COMPACTED SUB-GRADE TO 500mm DEEP IN AREA 5 X ROOTBALL DIAMETER.
- DIG PIT 300mm WIDER THAN ROOTBALL PERIMETER.
- MULCH WITH SHREDDED BARK OR COMPOSTED HARDWOOD CHIPS.
- REMOVE TREE STAKES AND TREE WRAP AFTER ONE SEASON.

TRUNK PROTECTION:

- MECHANICAL INJURY: USE PLASTIC TREE COLLAR.
- ANIMAL INJURY: USE SPIRAL TREE GUARDS OR SCREEN COLLARS
- SUNSCALD INJURY: PAINT TRUNK WITH WHITE LATEX OR WHITE-WASH, OR WRAP WITH BURLAP, 'KRAFT WRAP' INSTALLED FROM THE GROUND UP TO ABOVE LOWEST BRANCHES
- LAWN MOWER INJURY: USE SPLIT CORRUGATED BRAIN COLLARS

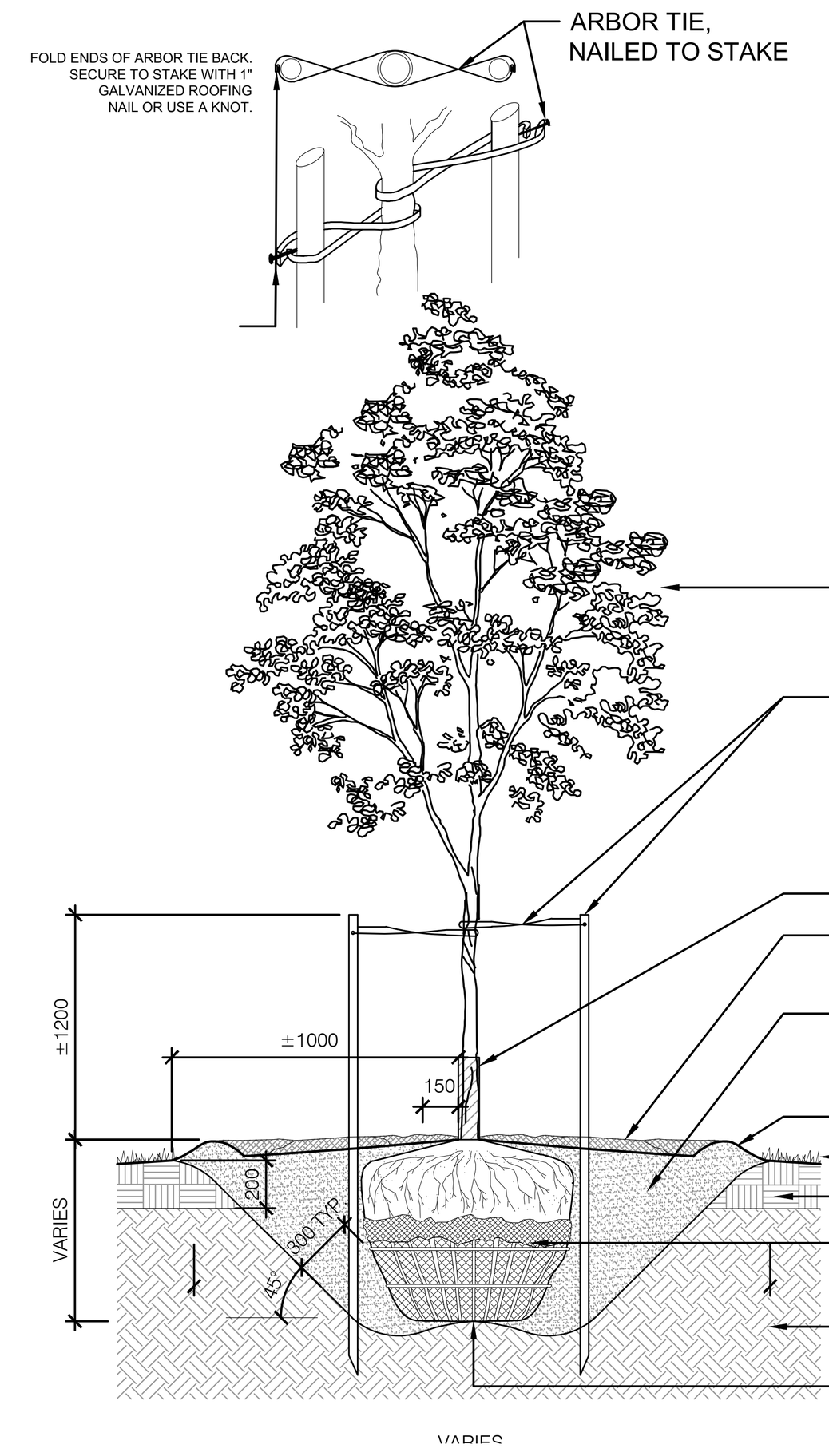

1 L-500 DECIDUOUS TREE 1:30

STAKES & TIES:

- STAKE BEFORE PLANTING USE ONE ROUNDED WOODEN STAKE, MINIMUM 2000mm LONG, 75mm AVERAGE DRIVEN 300mm INTO SUBSOIL PRIOR TO PLANTING.
- TIE USING BIODEGRADABLE MATERIAL SUCH AS FOLDED BURLAP, STAPLED TO STAKE WITH FENCE STAPLES OR ROOFING NAILS.
- APPLY RODENT PROTECTION WHERE REQUIRED (TREES UNDER 45mm CALIPER).

NOTES:

- OBTAIN WRITTEN CONFIRMATION OF UTILITY LOCATES PRIOR TO COMMENCEMENT OF DIGGING.
- DIG ALL HOLES BY HAND WHEN CLOSER THAN 1000mm TO UNDERGROUND POWER, TELEPHONE AND GAS ALIGNMENTS.
- USE ROOT DEFLECTOR ON THE UTILITY SIDE OF REQUIRED.
- ENSURE BASE OF TREE PIT IS STABLE IN ORDER TO MAINTAIN THE DESIRED TREE LEVEL AND GRADE.
- TREES TO BE SPRAYED WITH APPROVED ANTI-DESSICANT PRIOR TO TRANSPLANTING UNLESS PLANTED WITHIN 48 HOURS OF DIGGING (IF PLANTED IN FULL LEAF).
- SET TREE 50mm HIGHER THAN SURROUNDING GRADE TO ALLOW FOR SETTLEMENT.
- SCARIFY COMPACTED SUB-GRADE TO 500mm DEEP IN AREA 5 X ROOTBALL DIAMETER.
- DIG PIT 300mm WIDER THAN ROOTBALL PERIMETER.
- MULCH WITH SHREDDED BARK OR COMPOSTED HARDWOOD CHIPS.
- REMOVE TREE STAKES AND TREE WRAP AFTER ONE SEASON.

TRUNK PROTECTION:

- MECHANICAL INJURY: USE PLASTIC TREE COLLAR.
- ANIMAL INJURY: USE SPIRAL TREE GUARDS OR SCREEN COLLARS.
- SUNSCALD INJURY: PAINT TRUNK WITH WHITE LATEX OR WHITE-WASH, OR WRAP WITH BURLAP, 'KRAFT WRAP' INSTALLED FROM THE GROUND UP TO ABOVE LOWEST BRANCHES.
- LAWN MOWER INJURY: USE SPLIT CORRUGATED BRAIN COLLARS.

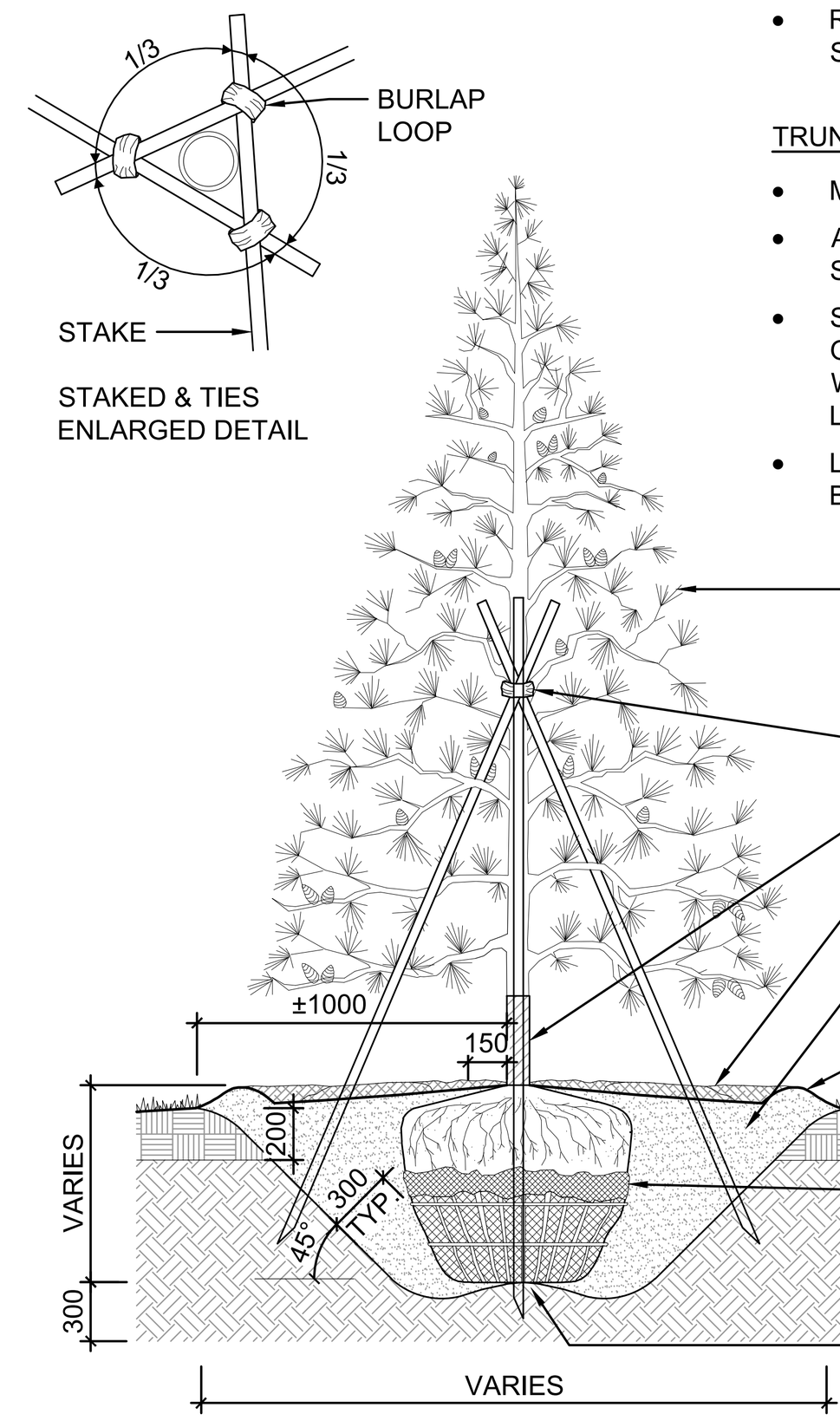

2 L-500 CONIFEROUS TREE 1:30

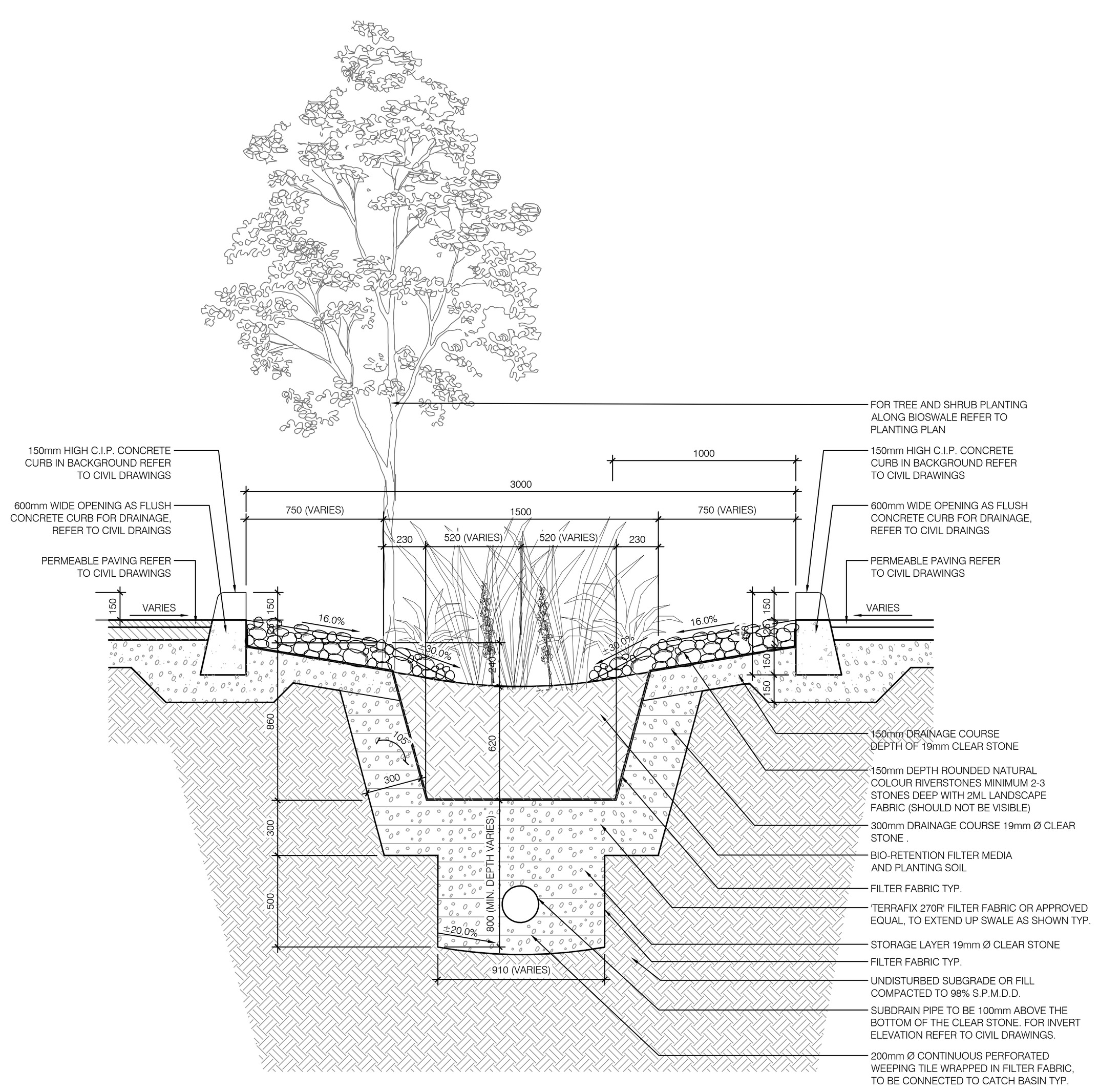

3 L-500 BIOSWALE (TYP) 1:25

NOTES:

- OBTAIN WRITTEN CONFIRMATION OF UTILITY LOCATES PRIOR TO COMMENCEMENT OF DIGGING.
- PREPARATION: EXCAVATE SHRUB BED TO SIZE OUTLINED ON DRAWINGS. MAINTAIN MINIMUM 450mm DEPTH.
- SET SHRUB 50mm HIGHER THAN SURROUNDING GRADE TO ALLOW FOR SETTLEMENT.
- ALL ROOT BALLS REMOVED FROM POTS TO BE SCARIFIED PRIOR TO SETTING IN GROUND.
- PRUNING TO SUIT SPECIES.
- TRIM BRANCHES AND TWIGS TO RETAIN NATURAL FORM OF SHRUB, DO NOT PRUNE LEADERS.
- SPACING AS DIRECTED.

FERTILIZER :

- APPLY APPROVED WATER SOLUABLE FERTILIZER AT A RATE OF 9kg PER 100m².
- ENSURE FERTILIZER IS CONTAINED WITHIN SAUCER AND EVENLY RAKED INTO PLANTING SOIL MIXTURE.

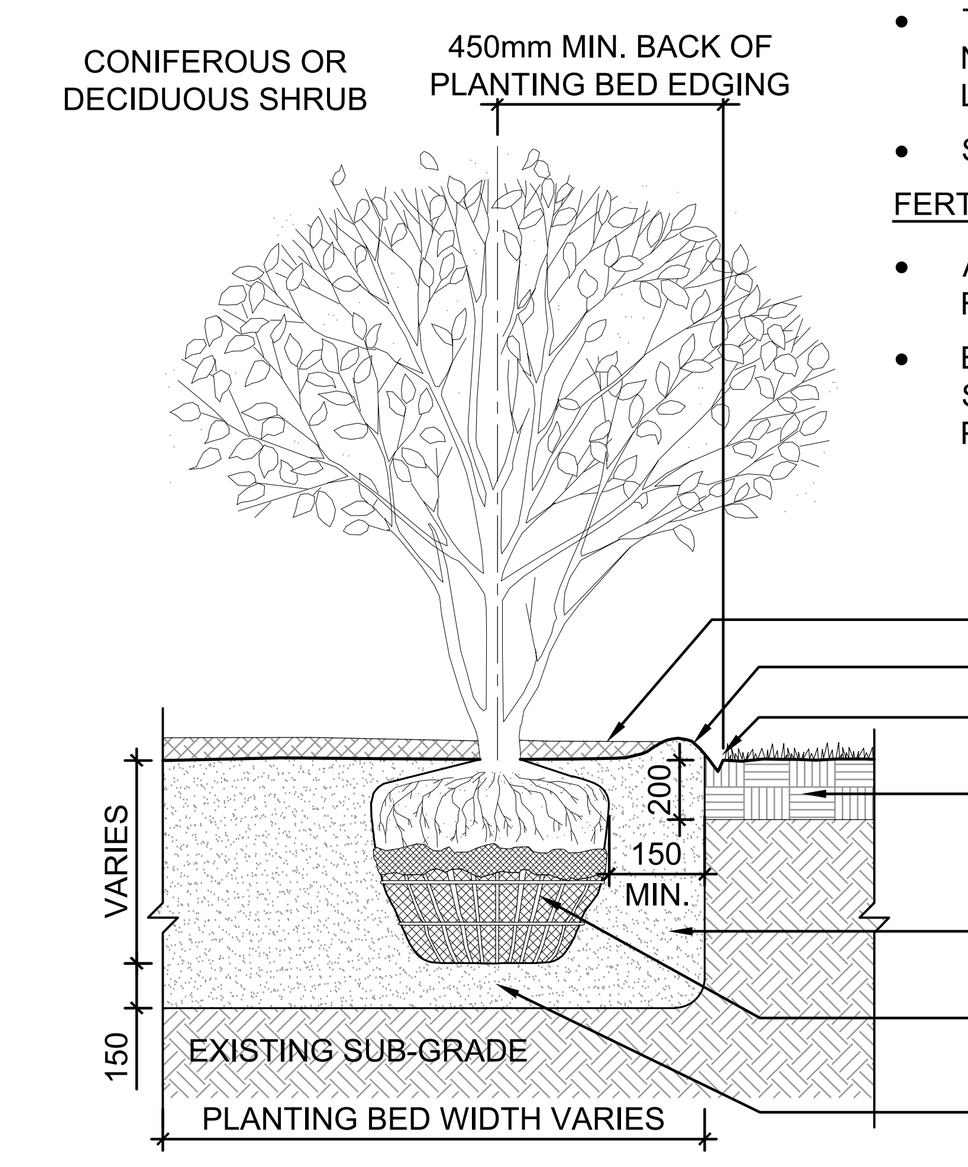

4 L-500 SHRUB PLANTING 1:30

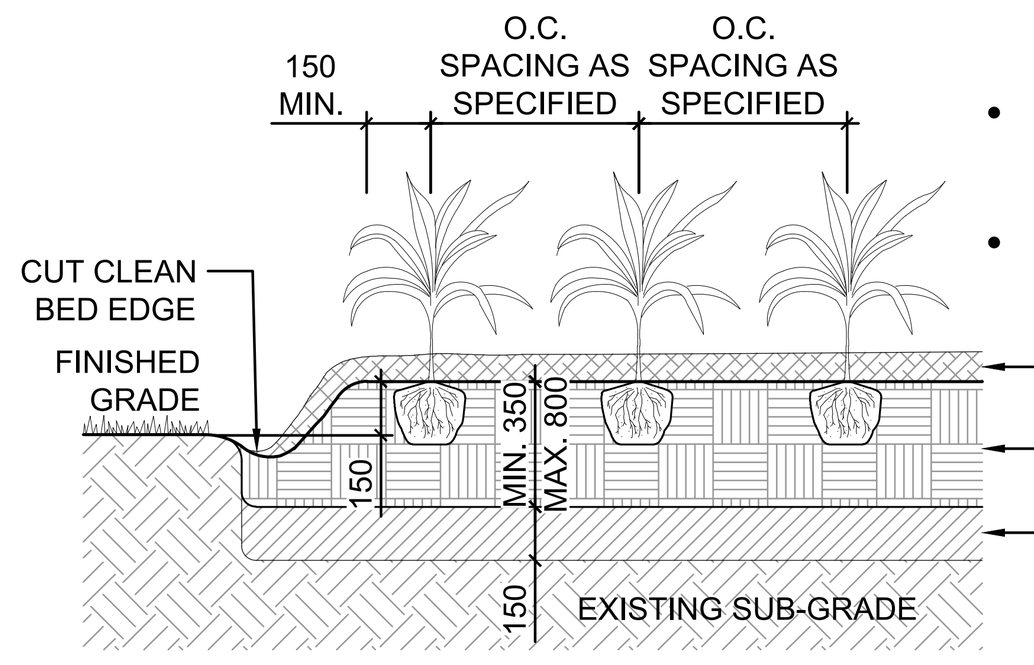

NOTES:

- PREPARATION: EXCAVATE PLANTING BED TO SIZE OUTLINED ON DRAWINGS. MAINTAIN MINIMUM 350mm DEPTH.
- PLANTING BED TO BE RAISED A MINIMUM OF 150mm ABOVE THE FINISHED GRADE OF SOD AND/OR SURROUNDING AREA.
- SET PERENNIAL 50mm HIGHER THAN SURROUNDING GRADE TO ALLOW FOR SETTLEMENT.
- PLANTING IN GROUPS SHALL BE SET IN EQUAL O.C. SPACING, AS DIRECTED.

FERTILIZER:

- APPLY APPROVED WATER SOLUABLE FERTILIZER AT A RATE OF 9kg PER 100m².
- ENSURE FERTILIZER IS CONTAINED WITHIN SAUCER AND EVENLY RAKED INTO PLANTING SOIL MIXTURE.

BARE ROOT (B.R. IN PLANT LIST):

- SET ALL PLANT MATERIAL SLIGHTLY HIGHER THAN ADJACENT GRADE. SET BARE ROOT PLANT MATERIAL SO THAT ROOTS LIE IN NATURAL STATE.
- GENTLY BACKFILL WITH SOIL MIXTURE, WORKING SOIL BETWEEN ROOTS. LIGHTLY TAMP SOIL TO ELIMINATE AIR POCKETS AND REDUCE SETTLEMENT. WATER PLANTING BED THOROUGHLY, IMMEDIATELY AFTER PLANTING.

5 L-500 PERENNIAL PLANTING 1:25

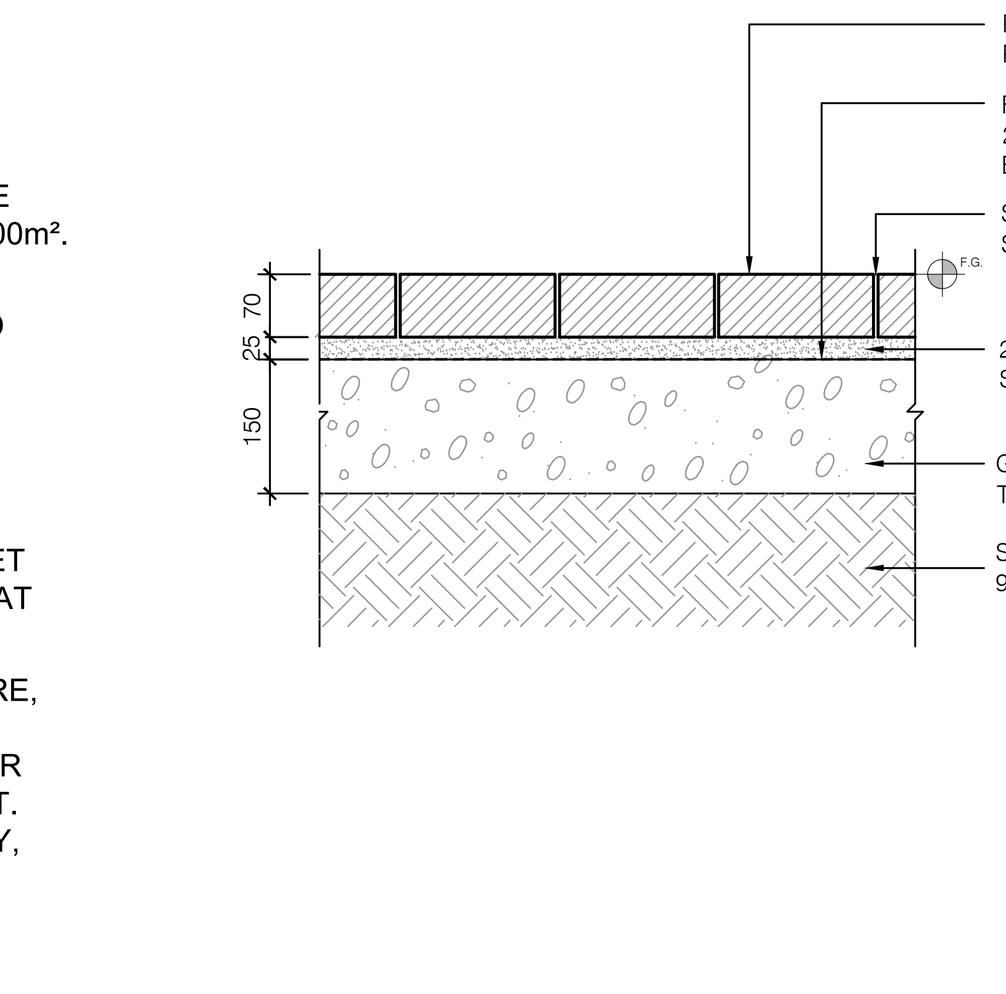

6 L-500 UNIT PAVING 1:10

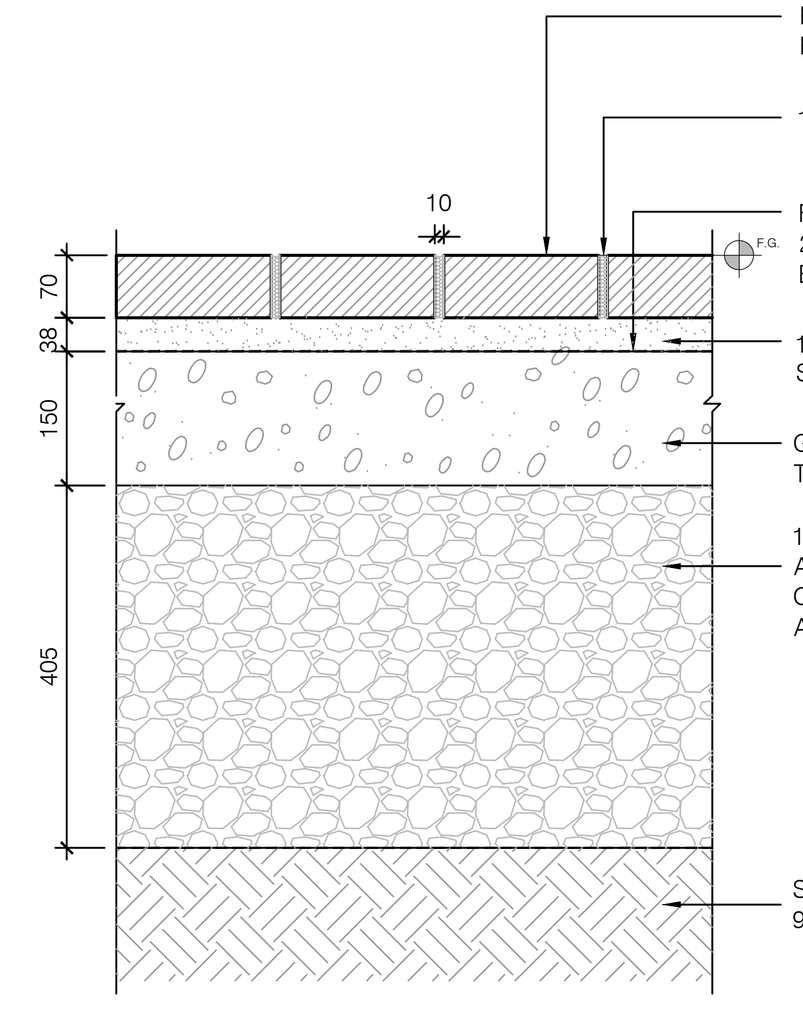

7 L-500 PERMEABLE UNIT PAVING 1:10

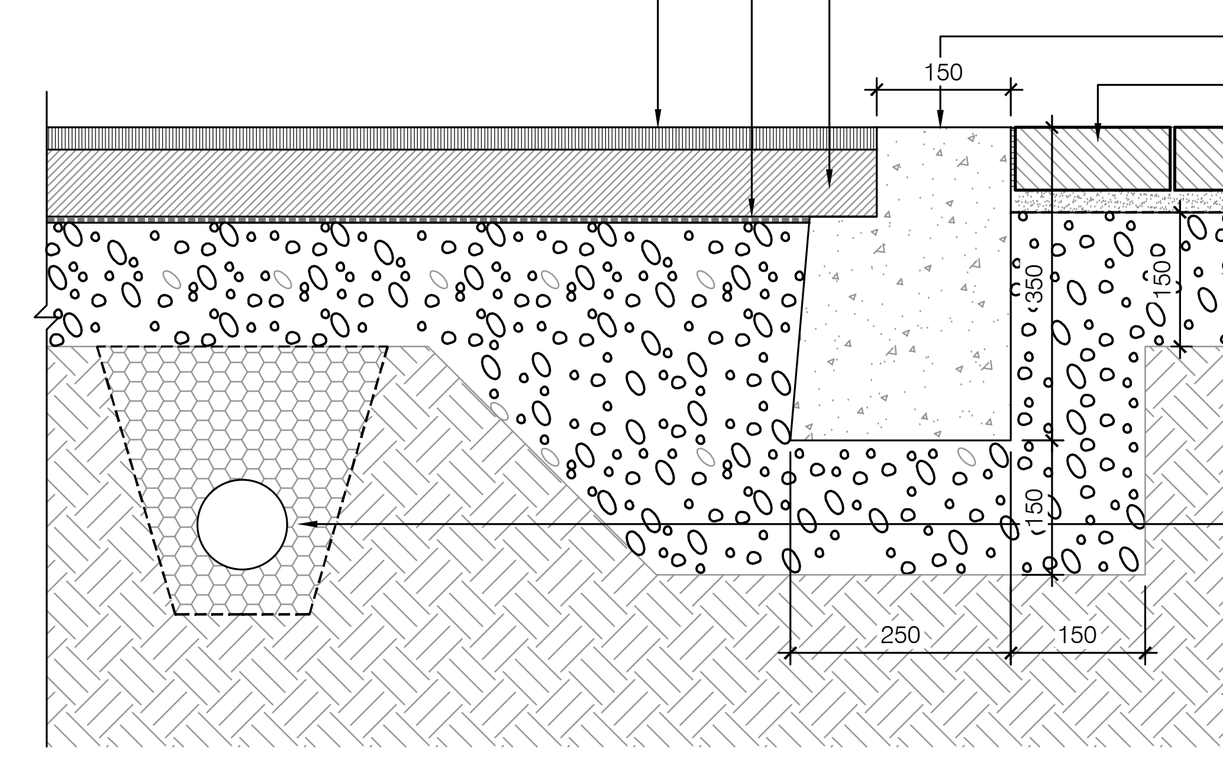

8 L-500 POURED IN PLACE RUBBER SURFACING 1:10

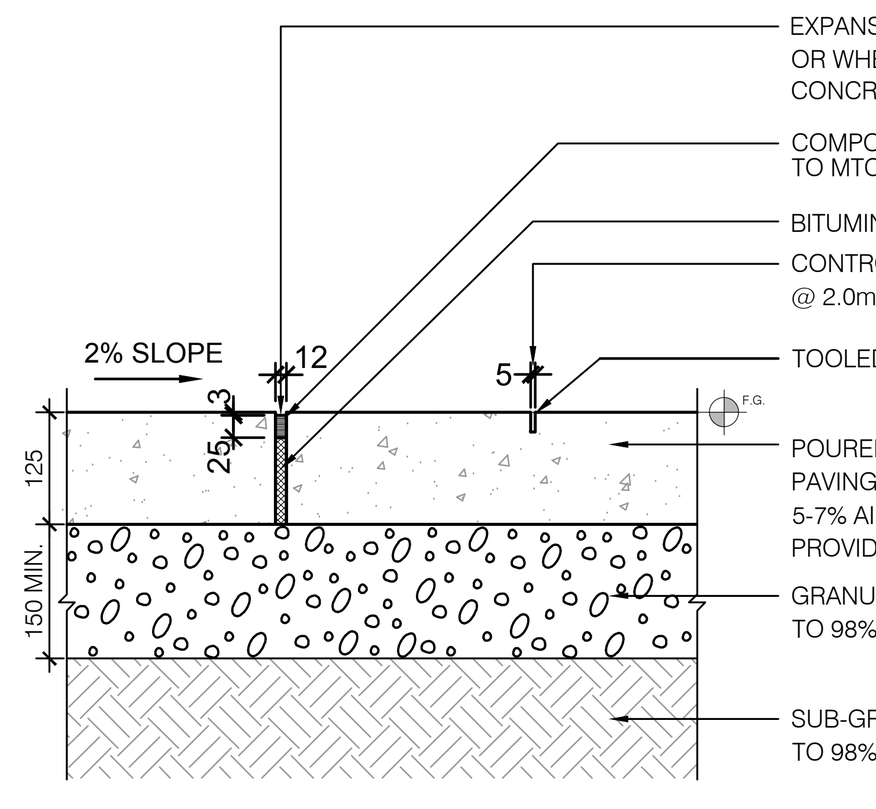

9 L-500 C.I.P. CONCRETE PAVING 1:10

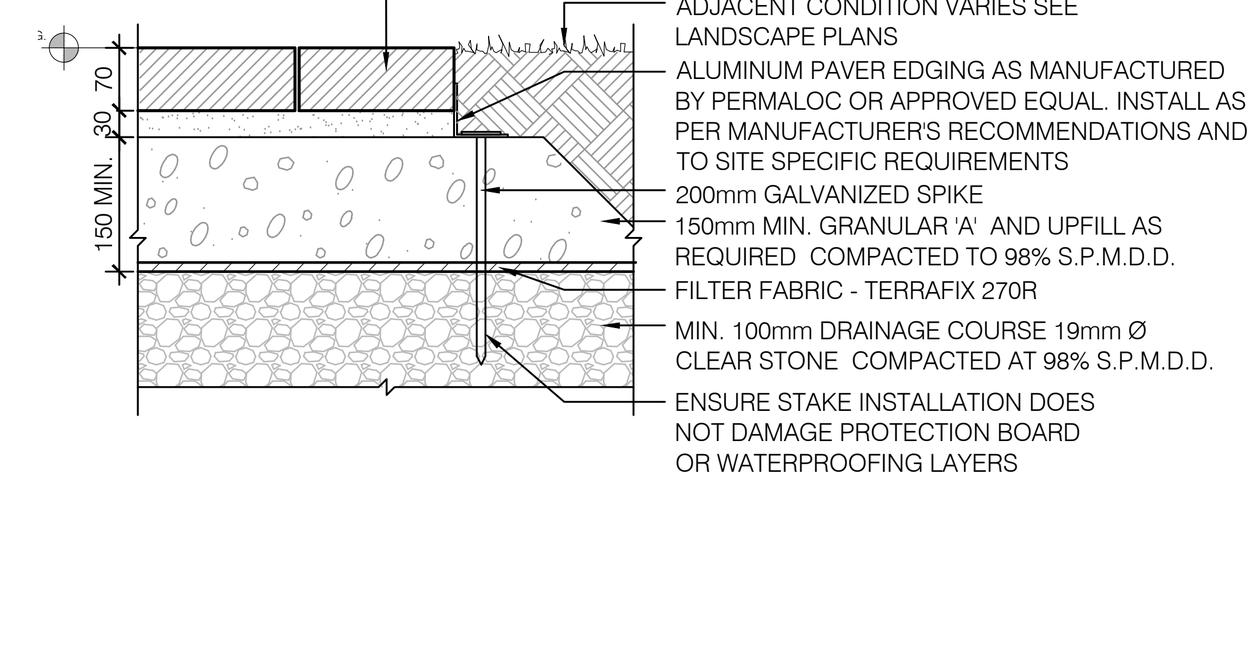

10 L-500 STEEL EDGER @ UNIT PAVING 1:10

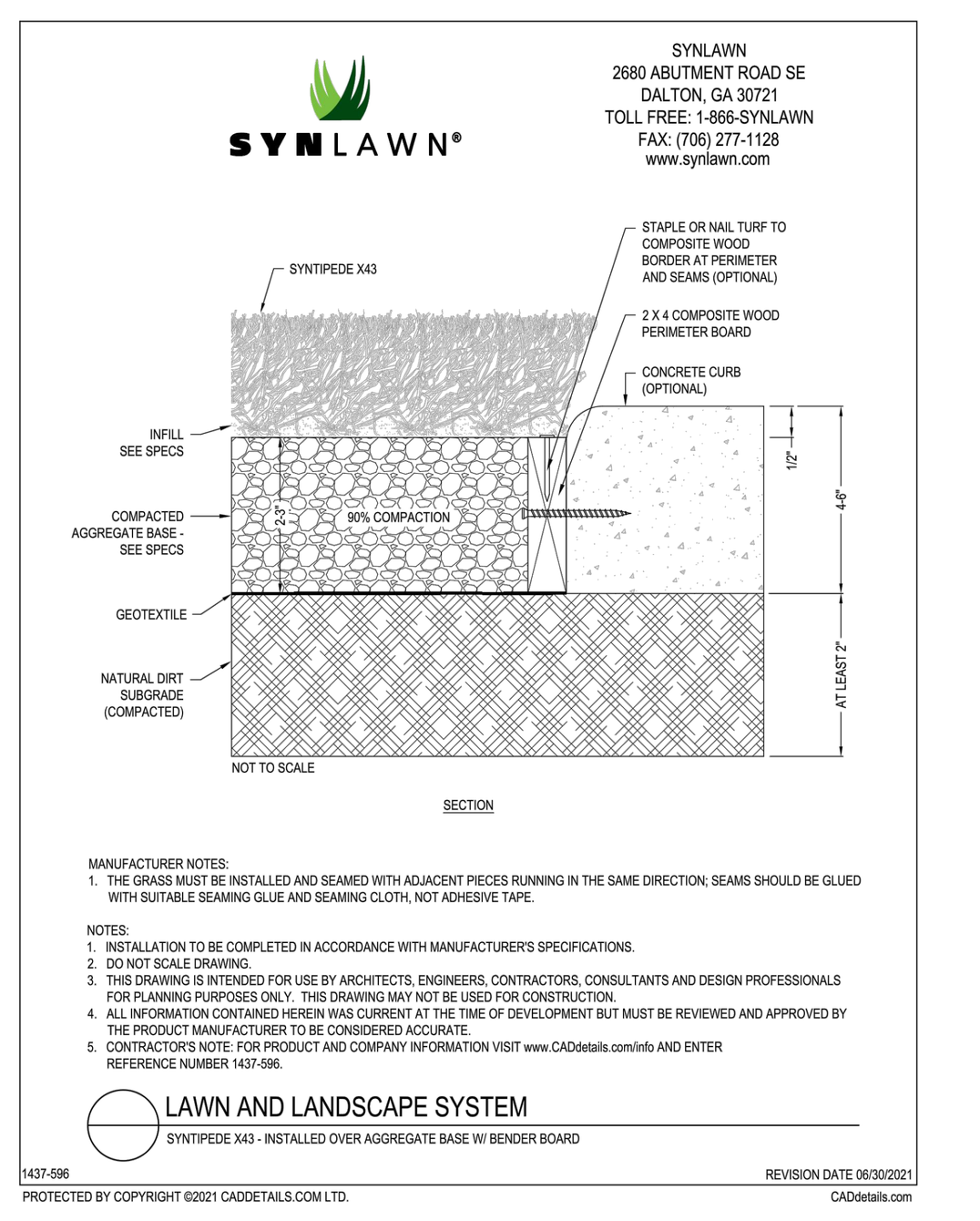

11 L-500 SYNTHETIC TURF NTS

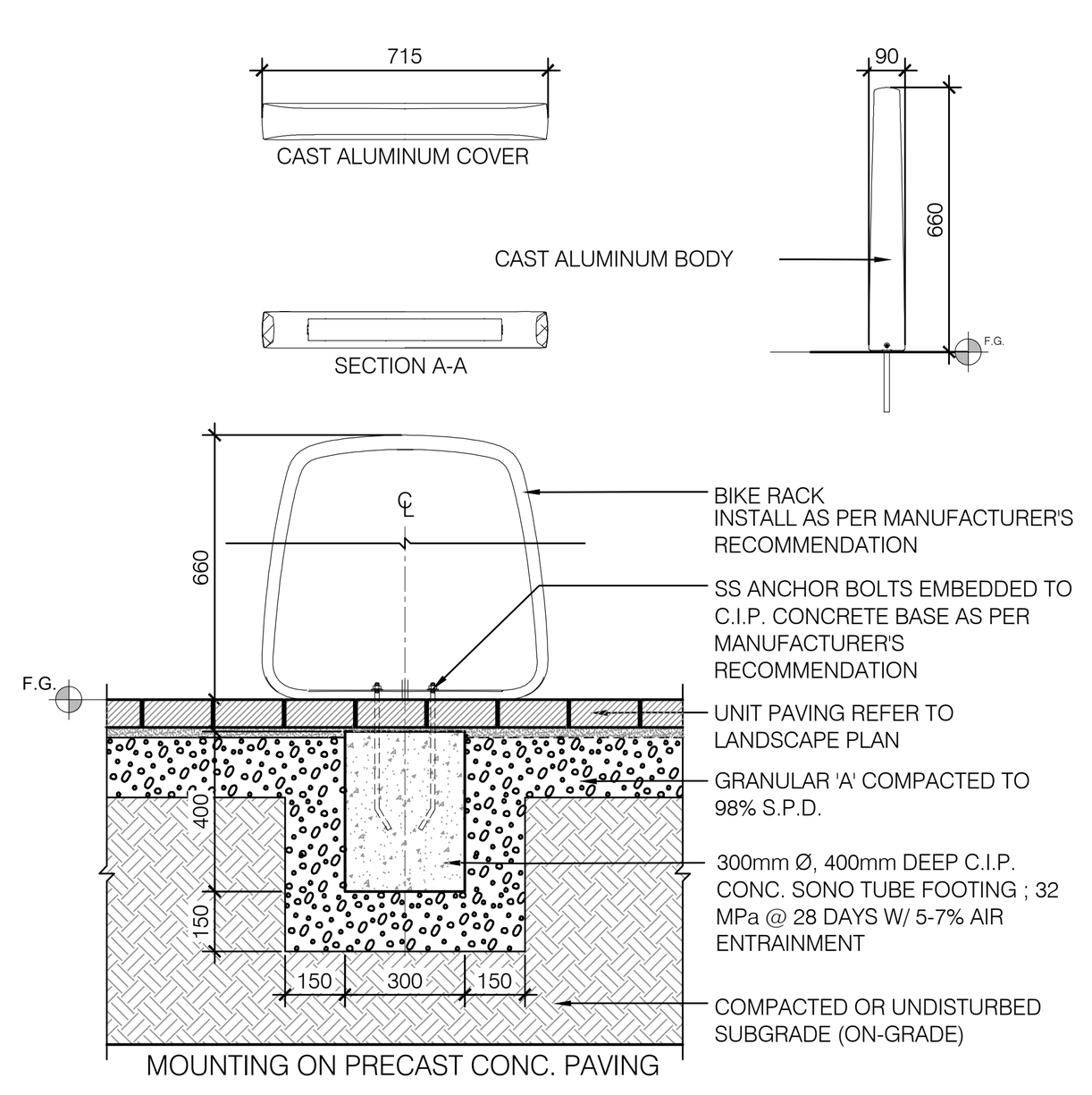

12 L-500 BIKE RACK - 'RIDE' BY LANDSCAPE FORMS 1:20

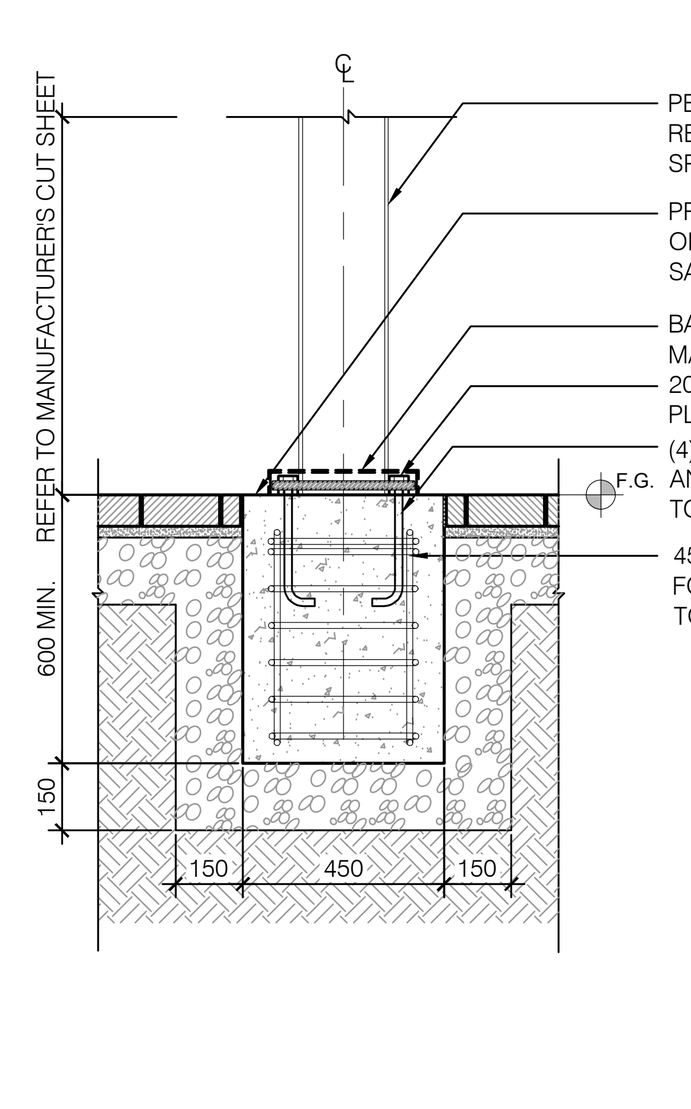

13 L-500 C.I.P.CONC. PERGOLA FOOTING 1:20

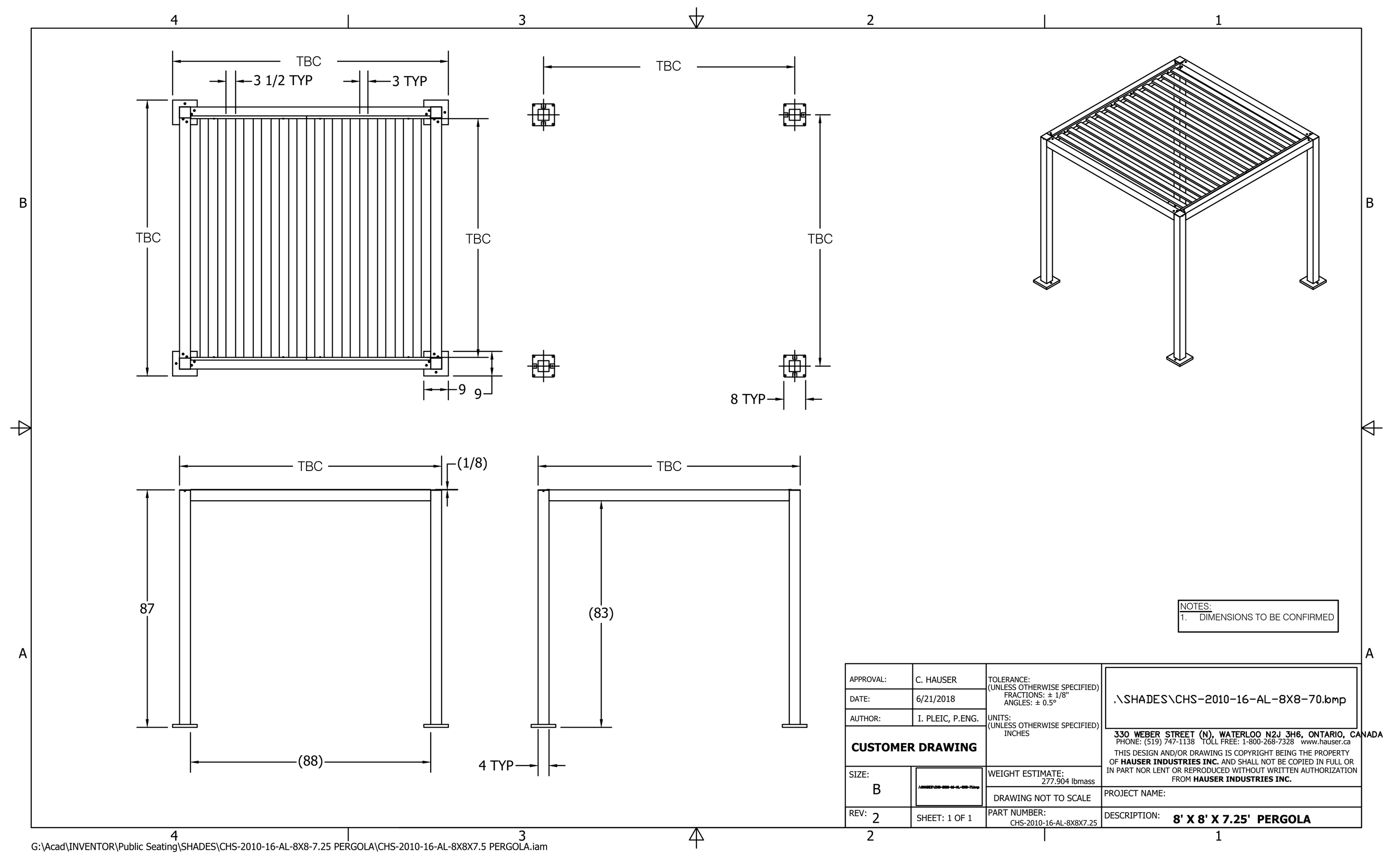

14 L-500 PERGOLA BY HAUSER 1:40

NOTES:
1. CONTRACTOR TO SUBMIT DETAILED SHOP DRAWINGS WITH LICENSED ONTARIO ENGINEERS' STAMP TO LANDSCAPE ARCHITECT FOR APPROVAL PRIOR TO FABRICATION AND CONSTRUCTION.
2. ALL METAL WORK TO BE HOT DIPPED GALVANIZED UNLESS OTHERWISE SPECIFIED.
3. ALL WELDS TO BE GROUND SMOOTH, NO WELDS OR SEAMS TO SHOW.
4. ALL H.S.S TO BE 4.8mm MIN. THICKNESS AND GALVANIZED.
5. CONTRACTOR TO PROVIDE SAMPLES OF ALL COLOURS AND MATERIALS TO LANDSCAPE ARCHITECT FOR APPROVAL.
6. ALL CONCRETE TO BE 35 MPa CLASS C-1 OR AS OTHERWISE SPECIFIED BY STRUCTURAL ENGINEER.
7. ALL WOOD TO BE SELECTED MAINLY FOR GOOD APPEARANCE. ALL MEMBERS SHALL BE FREE OF WANE AND BARK POCKETS. ROUGH FACES OF EDGES SHALL BE SANDED SMOOTH. MEMBERS EXHIBITING MODERATE TO HEAVY KNOTS SHALL BE WELL-DISTRIBUTED THROUGHOUT THE INSTALLATION.
8. ALL FASTENERS AND BRACKETS TO BE GALVANIZED EXTERIOR TYPE UNLESS OTHERWISE SPECIFIED.

CLIENT

39 Auriga Dr, Nepean, ON K2E 7Y8

COPYRIGHT
This drawing has been prepared solely for the intended use, thus any reproduction or distribution for any purpose other than authorized by IBI Group is forbidden. Written dimensions shall have precedence over scaled dimensions. Contractors shall verify and be responsible for all dimensions and conditions on the job, and IBI Group shall be informed of any variations from the dimensions and conditions shown on the drawing. Shop drawings shall be submitted to IBI Group for general conformance before proceeding with fabrication.

IBI Group Architects (Canada) Inc.
is a member of the IBI Group of companies

ISSUES

No.	DESCRIPTION	DATE
1	ISSUED FOR DRAFT DD SUBMISSION	2020-12-07
2	ISSUED FOR DD SUBMISSION	2021-01-05
3	ISSUED FOR OCH SPC APP REVIEW	2021-05-14
4	ISSUED FOR SPC SUBMISSION	2021-05-19
5	ISSUED FOR 30% CD INTERNAL COORDINATION	2021-06-03
6	ISSUED FOR 60% CD ISSUANCE	2021-07-13
7	RE-ISSUED FOR SPC SUBMISSION	2021-08-23

KEYPLAN

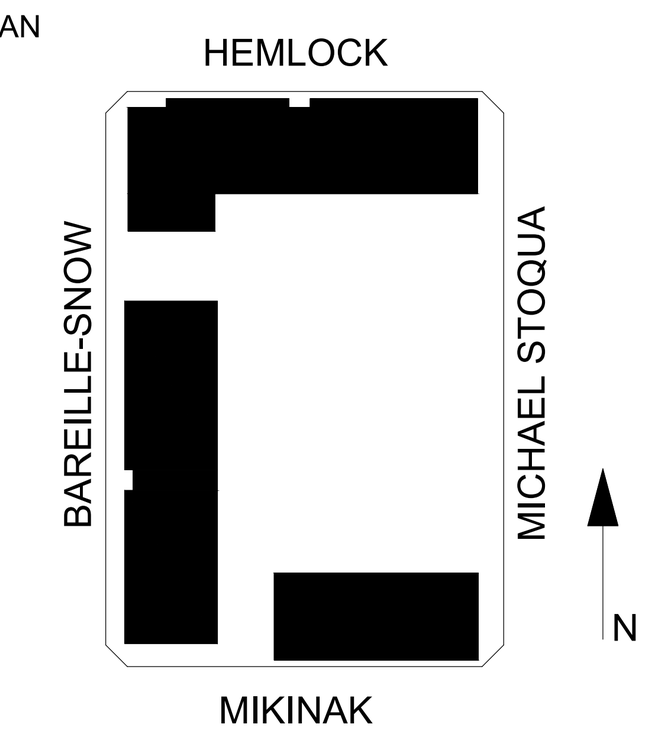

CONSULTANTS

NOT FOR CONSTRUCTION

SEAL

ASSOCIATION OF LANDSCAPE ARCHITECTS ONTARIO — NENO KOVACEVIC — OALA MEMBER

PRIME CONSULTANT

IBI GROUP
Unit 110 - 650 Dalton Avenue
Kingston ON K7M 8N7 Canada
tel 613 531 4440 fax 613 531 7789
ibigroup.com

PROJECT

MIKINAK REDEVELOPMENT

715 MIKINAK ROAD, OTTAWA, ON, CANADA K1K 2G8

PROJECT NO: 125599

DRAWN BY: BB/LL | CHECKED BY: NK

PROJECT MGR: NK | APPROVED BY: NK

True North | Project North

SHEET TITLE

LANDSCAPE DETAILS

SHEET NUMBER: L-500 | SCALE: | ISSUE: L

NOTES:
1. REINFORCING LOCATED IN EXPOSED WALL FACES SHALL BE EPOXY COATED, OR AS SPECIFIED BY THE PROJECT CONSULTING STRUCT. ENG.
2. BACKFILL WALL WITH FREE DRAINING MATERIAL.
3. WALL HEIGHTS, PAVING, AND PLANTING BED ELEVATIONS WILL VARY, SEE GRADING PLAN AND WALL ELEVATIONS / SECTIONS FOR INFORMATION.
4. SNAP TIE HOLES ON EXPOSED CONCRETE WALLS TO ALIGN HORIZONTALLY AND VERTICALLY.
5. ALL COLOURS AND MATERIALS TO BE APPROVED BY LANDSCAPE ARCHITECT.
6. PROVIDE EXPANSION JOINTS @ 6000mm O.C. AND CONTROL JOINTS @ 3000mm O.C. TYPICAL.
7. EXPANSION AND CONTROL JOINTS TO BE SQUARE AND CLEAN (NO CHAMFER ON JOINT).
8. REINFORCING FOR C.I.P. CONCRETE WALLS AS SPECIFIED BY THE PROJECT CONSULTING STRUCTURAL ENGINEER.

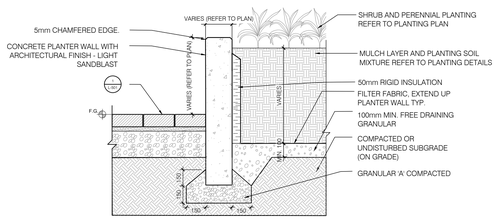

1 L-501 RAISED CONCRETE PLANTER
1:10

BARBEQUE STATION NOTES:
1. MANUFACTURER: GARDEN LIVING
2. MODEL: CUSTOM
3. MOUNTING: FREESTANDING
4. COUNTER MATERIAL: 'ENDURA +', BASALT BLACK
5. CABINET MATERIAL: 'ENDURA', GREY

BARBEQUE STATION COMPONENTS (2 - TYP.)
1. 2 - 762mm (30') WIDE BARBEQUES
2. 1 - 593mm (23.5') MIDDLE DRAWER
3. 2 - 593mm (23.5') END DRAWERS

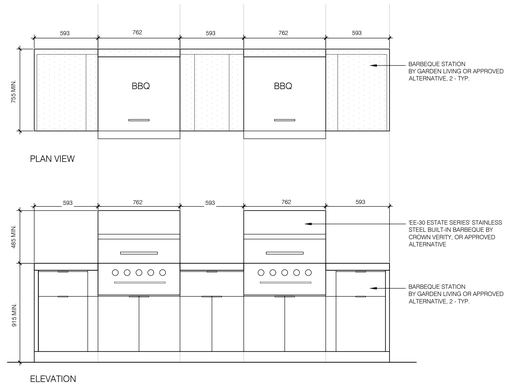

2 L-501 BARBEQUE STATION
1:20

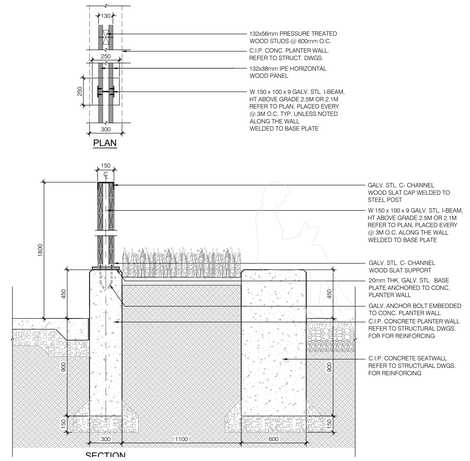

3 L-501 PRIVACY SCREEN ON PLANTER WALL
1:20

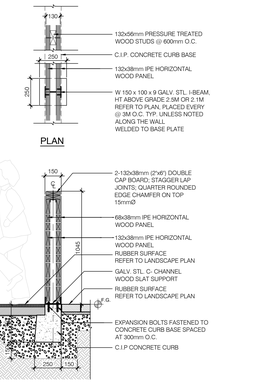

4 L-501 PLAYGROUND FENCE
1:20

Little Beaver's Stream

NRO2013

KOMPAN Let's play

* Max fall height | ** Total height | *** Safety surfacing area	* Max fall height | ** Total height

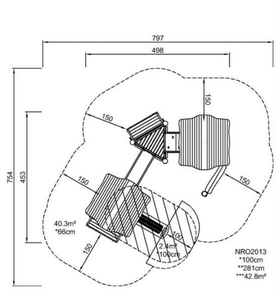

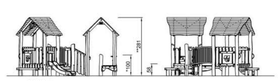

'FOR DESIGN INTENT ONLY, FINAL PRODUCT TO BE CONFORMED BY CLIENT'

5 L-501 LITTLE BEAVERS STREAM PLAYGROUND STRUCTURE
N.T.S

Two Seat Swing

NRO904

KOMPAN Let's play

* Max fall height | ** Total height | *** Safety surfacing area	* Max fall height | ** Total height

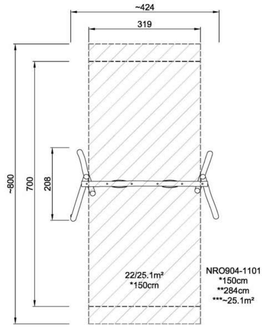

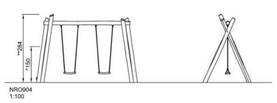

'FOR DESIGN INTENT ONLY, FINAL PRODUCT TO BE CONFORMED BY CLIENT'

6 L-501 TWO SEAT SWING SET
N.T.S

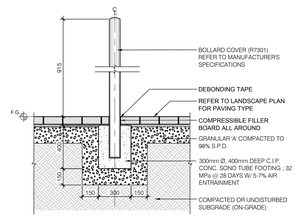

7 L-501 BOLLARD
1:20

NOTES:
1. CONTRACTOR TO SUBMIT DETAILED SHOP DRAWINGS WITH LICENSED ONTARIO ENGINEERS' STAMP TO LANDSCAPE ARCHITECT FOR APPROVAL PRIOR TO FABRICATION AND CONSTRUCTION.
2. ALL METAL WORK TO BE HOT DIPPED GALVANIZED UNLESS OTHERWISE SPECIFIED.
3. ALL WELDS TO BE GROUND SMOOTH, NO WELDS OR SEAMS TO SHOW.
4. ALL H.S.S TO BE 4.8mm MIN. THICKNESS AND GALVANIZED.
5. CONTRACTOR TO PROVIDE SAMPLES OF ALL COLOURS AND MATERIALS TO LANDSCAPE ARCHITECT FOR APPROVAL.
6. ALL CONCRETE TO BE 35 MPa CLASS C-1 OR AS OTHERWISE SPECIFIED BY STRUCTURAL ENGINEER.
7. ALL WOOD TO BE SELECTED MAINLY FOR GOOD APPEARANCE. ALL MEMBERS SHALL BE FREE OF WANE AND BARK POCKETS. ROUGH FACES OF EDGES SHALL BE SANDED SMOOTH. MEMBERS EXHIBITING MODERATE TO HEAVY KNOTS SHALL BE WELL-DISTRIBUTED THROUGHOUT THE INSTALLATION.
8. ALL FASTENERS AND BRACKETS TO BE GALVANIZED EXTERIOR TYPE UNLESS OTHERWISE SPECIFIED.

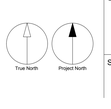

CLIENT

39 Auriga Dr, Nepean, ON K2E 7Y8

COPYRIGHT
This drawing has been prepared solely for the intended use, thus any reproduction or distribution for any purpose other than authorized by IBI Group is forbidden. The contractor shall verify and be responsible for all dimensions and conditions on the job, and IBI Group shall be informed of any variations from the dimensions and conditions shown on the drawing. Shop drawings shall be submitted to IBI Group for general conformance before proceeding with fabrication.

IBI Group Architects (Canada) Inc.
is a member of the IBI Group of companies

ISSUES

No.	DESCRIPTION	DATE
1	ISSUED FOR DRAFT DD SUBMISSION	2020-12-07
2	ISSUED FOR DD SUBMISSION	2021-01-05
3	ISSUED FOR OCH SPC APP REVIEW	2021-05-14
4	ISSUED FOR SPC SUBMISSION	2021-05-19
5	ISSUED FOR 30% CD INTERNAL COORDINATION	2021-06-03
6	ISSUED FOR 60% CD ISSUANCE	2021-07-13
7	RE-ISSUED FOR SPC SUBMISSION	2021-08-23

KEYPLAN

CONSULTANTS

NOT FOR CONSTRUCTION

SEAL

PRIME CONSULTANT

IBI GROUP
Unit 110 - 650 Dalton Avenue
Kingston ON K7M 8N7 Canada
tel 613 531 4440 fax 613 531 7789
ibigroup.com

PROJECT

MIKINAK REDEVELOPMENT

715 MIKINAK ROAD, OTTAWA, ON, CANADA K1K 2G8

PROJECT NO: 125599

DRAWN BY:	CHECKED BY:
BB/LL	NK
PROJECT MGR:	APPROVED BY:
NK	NK

SHEET TITLE

LANDSCAPE DETAILS

SHEET NUMBER	SCALE	ISSUE
L-501		L

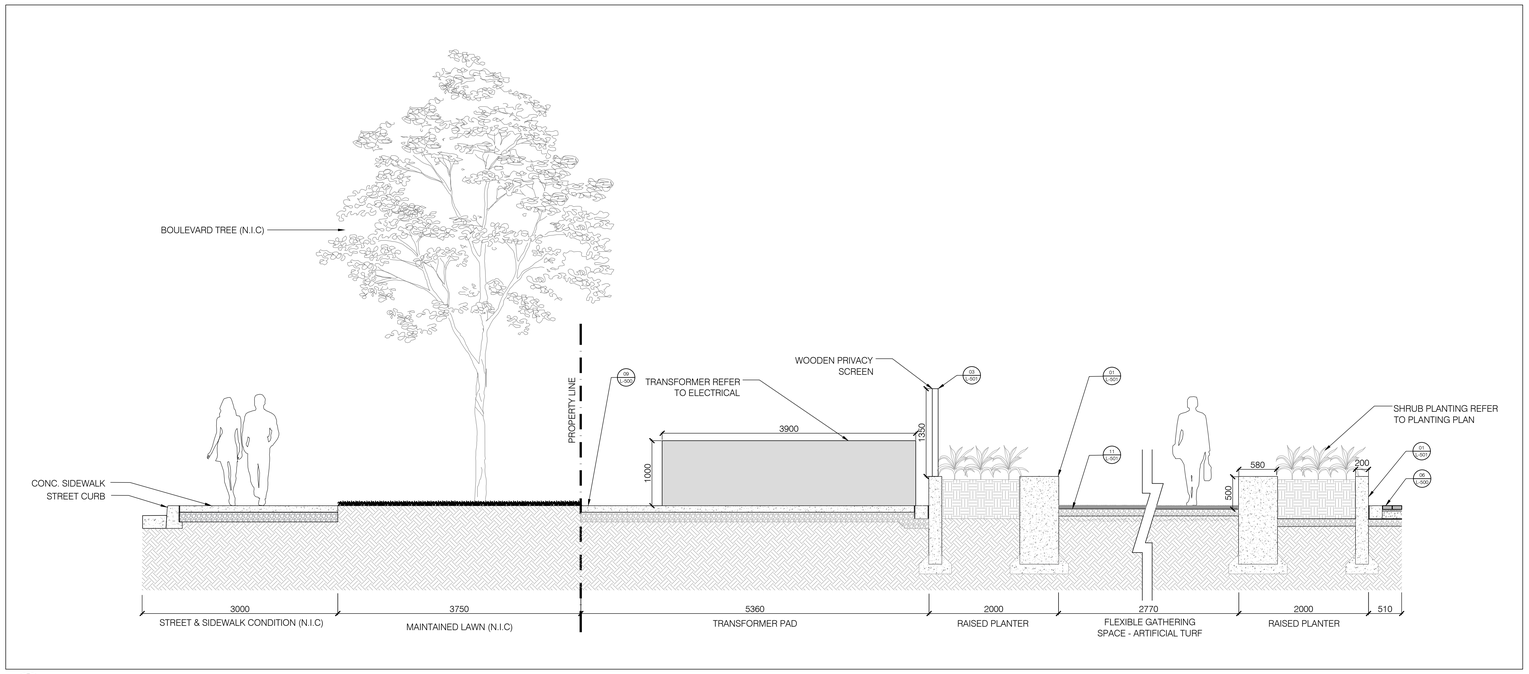

1 L-700 FLEXIBLE GATHERING AREA & TRANSFORMER
1:30

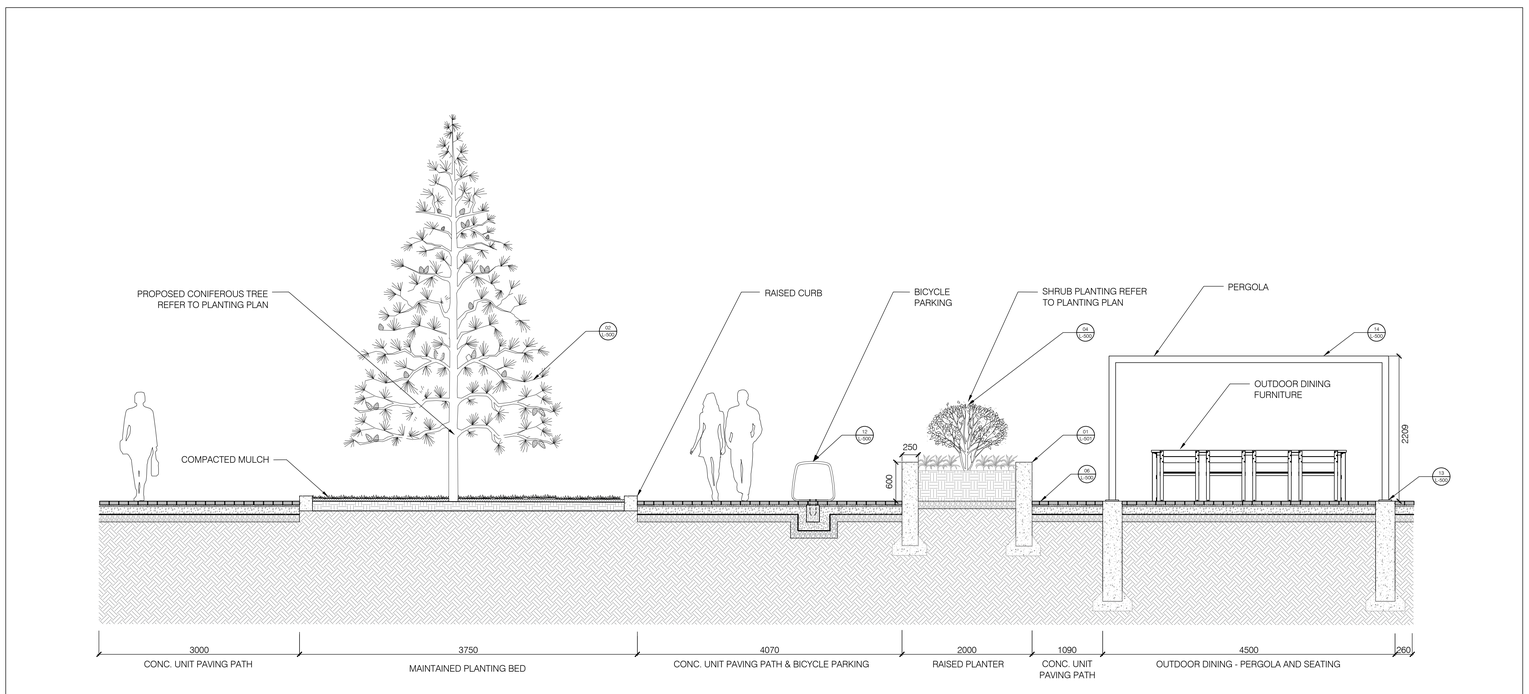

2 L-700 OUTDOOR DINING & CONIFEROUS PLANTING
1:30

4/17/2018 2:22:54 PM

CLIENT

Ottawa Community Housing

Logement communautaire d'Ottawa

39 Auriga Dr, Nepean, ON K2E 7Y8

COPYRIGHT
This drawing has been prepared solely for the intended use, thus any reproduction or distribution for any purpose other than authorized by IBI Group is forbidden. Contractor shall verify and be responsible for all dimensions and conditions on the job, and IBI Group shall be informed of any variations from the dimensions and conditions shown on the drawings. Drawings are not to be scaled. Refer to IBI Group for general maintenance before proceeding with fabrication.

IBI Group Architects (Canada) Inc.
is a member of the IBI Group of companies

ISSUES

No.	DESCRIPTION	DATE
1	ISSUED FOR DRAFT DD SUBMISSION	2020-12-07
2	ISSUED FOR DD SUBMISSION	2021-01-05
3	ISSUED FOR OCH SPC APP REVIEW	2021-05-14
4	ISSUED FOR SPC SUBMISSION	2021-05-19
5	ISSUED FOR 30% CD INTERNAL COORDINATION	2021-06-03
6	ISSUED FOR 60% CD ISSUANCE	2021-07-13
7	RE-ISSUED FOR SPC SUBMISSION	2021-08-23

KEYPLAN

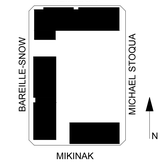

CONSULTANTS

NOT FOR CONSTRUCTION

SEAL

PRIME CONSULTANT

IBI GROUP
Unit 110 - 650 Dalton Avenue
Kingston ON K7M 8N7 Canada
tel 613 531 4440 fax 613 531 7789
ibigroup.com

PROJECT

MIKINAK REDEVELOPMENT

715 MIKINAK ROAD, OTTAWA, ON, CANADA K1K 2G8

PROJECT NO: 125599

DRAWN BY:	CHECKED BY:
BB/LL	**NK**
PROJECT MGR:	APPROVED BY:
NK	**NK**

SHEET TITLE

LANDSCAPE SECTIONS

True North Project North

SHEET NUMBER	SCALE	ISSUE
L-700		L

Sheet Set Order