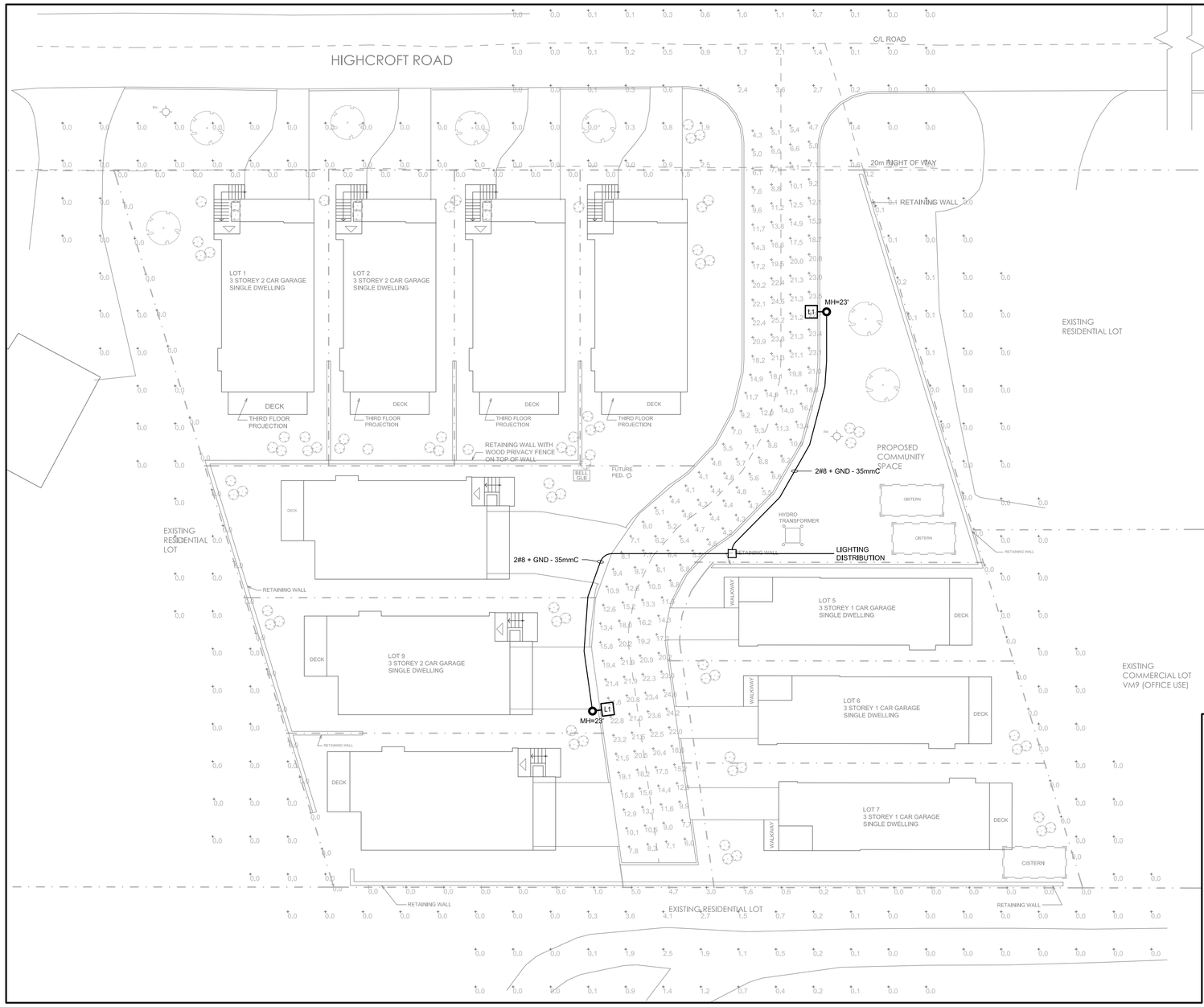

1 E-01 SITE PLAN - LIGHTING LAYOUT

1:200

0 2m 4m 6m 8m 10m

LIGHTING FIXTURE SCHEDULE

TYPE		L1
DISCRIPTION		STREETWORKS USSL DISCRETE LED AREA / SITE LUMINAIRE, 24 LED CONFIGURATION, TYPE II DISTRIBUTION
CATALOGUE NUMBER		USSL-PA1A-730-U-T2R-HSS
LAMPS PER FIXTURE	NO.	24
	TYPE	LED
	WATTS	2.25
	COLOUR	3000K
TOTAL LUMENS		6926
VOLTAGE		120/208V
TOTAL WATTS		54
MOUNTING		POLE @ 7010mm (23 ft.)

ABBREVIATIONS: "LED" = LIGHT EMITTING DIODE

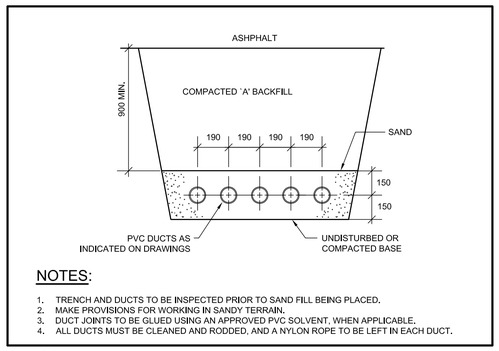

NOTES:

1. TRENCH AND DUCTS TO BE INSPECTED PRIOR TO SAND FILL BEING PLACED.
2. MAKE PROVISIONS FOR WORKING IN SANDY TERRAIN.
3. DUCT JOINTS TO BE GLUED USING AN APPROVED PVC SOLVENT, WHEN APPLICABLE.
4. ALL DUCTS MUST BE CLEANED AND RODDED, AND A NYLON ROPE TO BE LEFT IN EACH DUCT.

2 E-01 TYPICAL - DIRECT BURIED DUCT DETAIL

N.T.S.

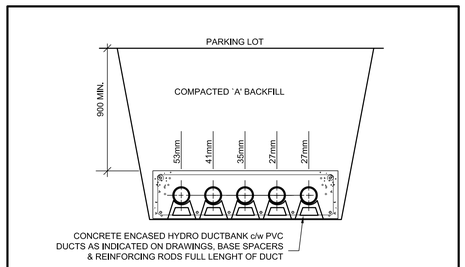

NOTES:

1. TRENCH AND DUCTS TO BE INSPECTED PRIOR TO SAND FILL BEING PLACED.
2. MAKE PROVISIONS FOR WORKING IN SANDY TERRAIN.
3. DUCT JOINTS TO BE GLUED USING AN APPROVED PVC SOLVENT, WHEN APPLICABLE.
4. ALL DUCTS MUST BE CLEANED AND RODDED, AND A NYLON ROPE TO BE LEFT IN EACH DUCT.

3 E-01 TYPICAL - DUCT DETAIL AT ROAD CROSSING

N.T.S.

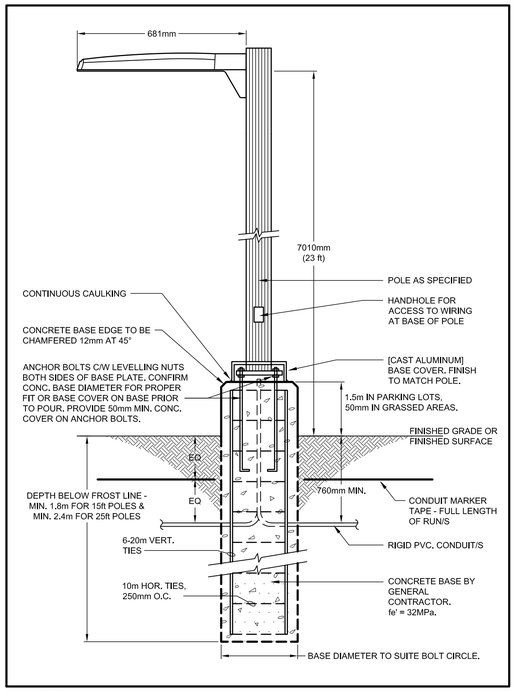

4 E-01 BASE DETAIL FOR POLE MOUNTED LUMINAIRES

N.T.S.

wsp

300-2611 QUEENSVIEW DRIVE
OTTAWA ONTARIO CANADA K2B 8K2
TEL: 1-613-829-2800 | FAX: 1-613-829-8299
WWW.WSP.COM

CONSULTANT:

SEAL:

LICENSED PROFESSIONAL ENGINEER
G. LAZO HERNANDEZ
100170863
2021-03-04
201-04582-00
PROVINCE OF ONTARIO

CLIENT:

CLIENT REF. #:

PROJECT:

1164 / 1166 HIGHCROFT
MANOTICK, ON.

KEY PLAN:

DISCLAIMER: COPYRIGHT:
THIS DRAWING AND DESIGN IS COPYRIGHT PROTECTED WHICH SHALL NOT BE USED, REPRODUCED OR REVISED WITHOUT WRITTEN PERMISSION BY WSP CANADA INC. THE CONTRACTOR SHALL CHECK AND VERIFY ALL DIMENSIONS AND UTILITY LOCATIONS AND REPORT ALL ERRORS AND OMISSIONS PRIOR TO COMMENCING WORK.
THIS DRAWING IS NOT TO BE SCALED.

ISSUED FOR - REVISION:

IS	RE	DATE	DESCRIPTION
	1	2021/05/03	RE-ISSUED FOR SITE PLAN APPROVAL
A		2020/07/09	ISSUED FOR SITE PLAN APPROVAL

PROJECT NO: 201-04582-00	DATE: 2020/07/07
ORIGINAL SCALE: ORIGINAL_SCALE	IF THIS BAR IS NOT 25mm LONG, ADJUST YOUR PLOTTING SCALE.
DESIGNED BY: D.G.	
DRAWN BY: G.G.	
CHECKED BY: D.G.	25mm

DISCIPLINE: ELECTRICAL

TITLE: SITE LIGHTING LAYOUT

SHEET NUMBER: E-01

SHEET #: 1 OF 1

ISSUE: RE-ISSUED FOR SITE PLAN APPROVAL

DATE OF: 2021/05/03

REV #: 0

PATH: D:\WSP_ARCHIVES\201-04582\05_1164-1166 HIGHCROFT - SITE LIGHTING\WORKING DRAWINGS\ELECT\201-04582-05_E01_SITE LIGHTING

SHEET: A1-ISO 841x594mm • PLOTTED ON: May 3, 2021 2:21:15 PM • BY: GORD