

ANSI D 864mm x 559mm

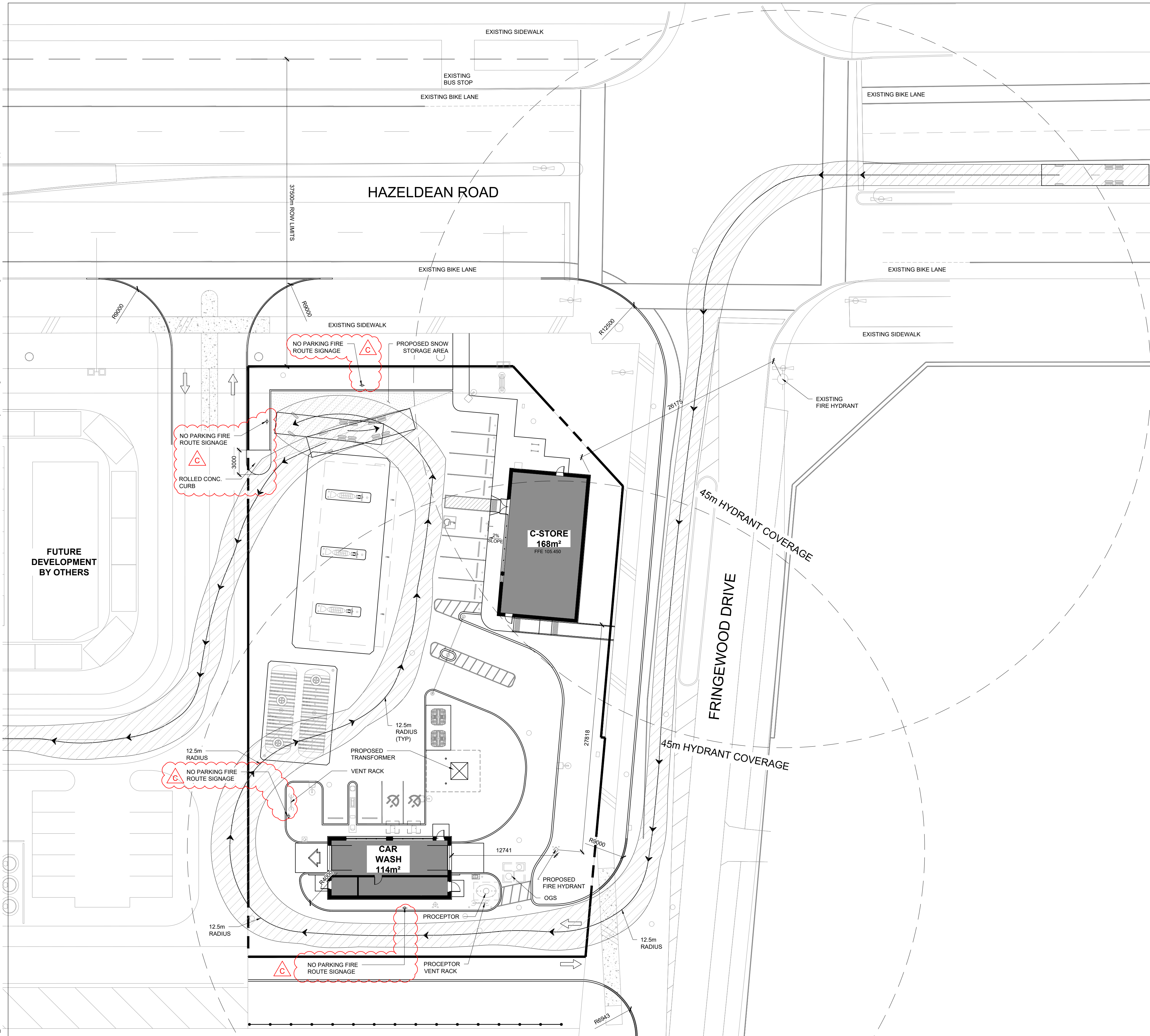
Approved: AG

Checked: NAS


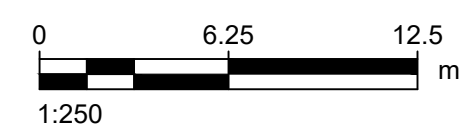
Designer: NAS

FUTURE DEVELOPMENT BY OTHERS

Last Plotted: 2020-09-23
Filename: 2020072_C110.0.DWG



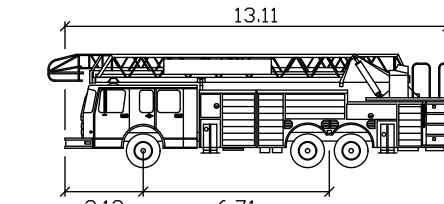
1 FIRE TRUCK ACCESS
C110.0 SCALE: 1:250



NOTES

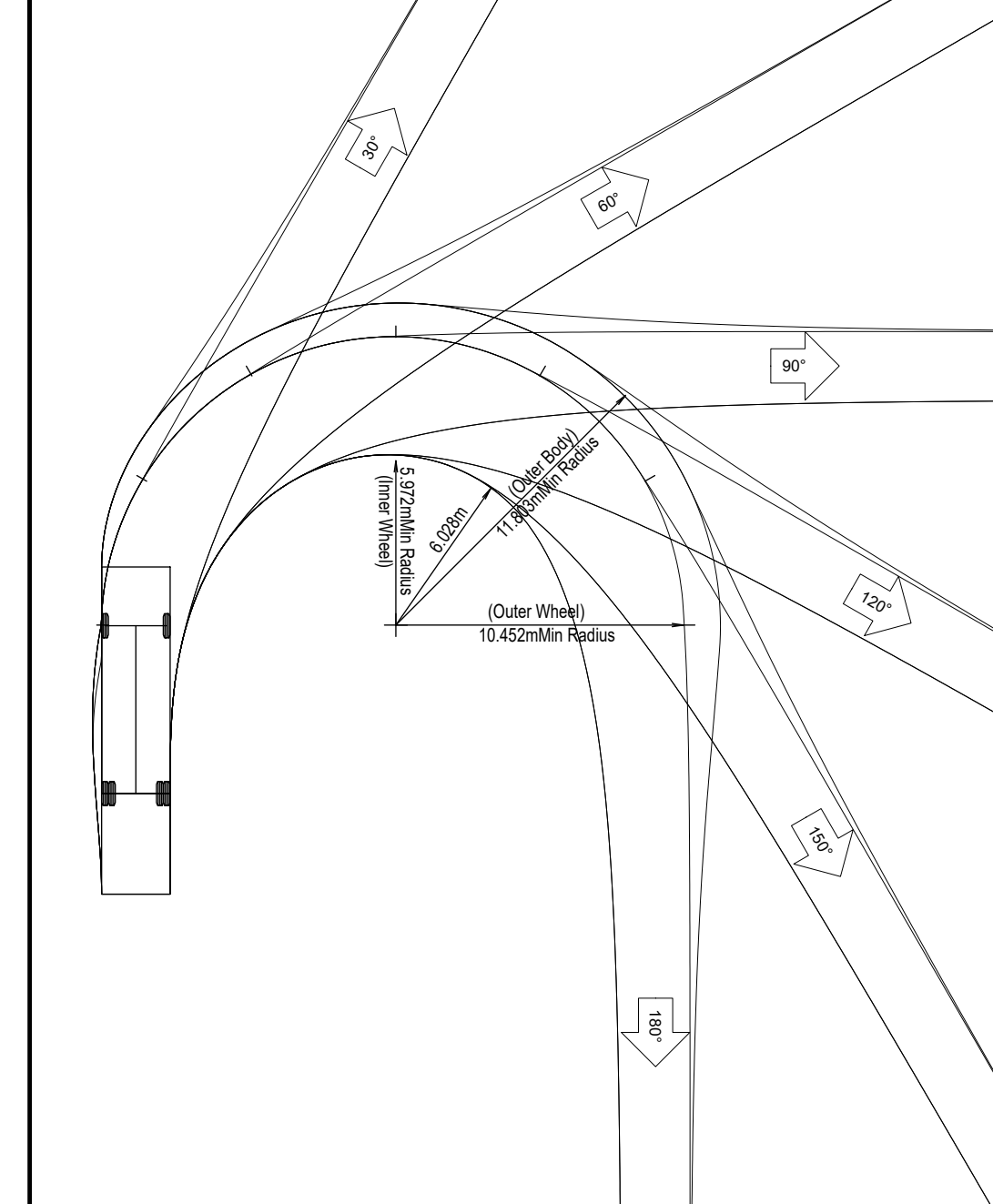
1. FOR GENERAL NOTES SEE DRAWING C001.0

AERIAL FIRE TRUCK DIMENSIONS



Aerial Fire Truck meters
 Width : 2.59
 Track : 2.59
 Lock to Lock Time : 6.0
 Steering Angle : 33.3

AERIAL FIRE TRUCK TURNING RADII



FIRE ROUTE SIGNAGE



AS PER BYLAW 2003-499, SCHEDULE B - FIRE ROUTES, A SIGN PROHIBITING PARKING IN A FIRE ROUTE SHALL:

1. BE NOT LESS THAN 45cm IN HEIGHT AND NOT LESS THAN 30cm IN WIDTH
2. BEAR THE MARKINGS AND MESSAGE THAT THE AREA IS A FIRE ROUTE WHERE PARKING IS PROHIBITED AND INCLUDE DOUBLE ARROWS, EXCEPT AT THE ENDS OF A FIRE ROUTE WHERE SINGLE ARROWS SHALL BE INCLUDED
3. INCLUDE IN BLACK LETTERS OF A MIN HEIGHT OF 4cm, THE ENGLISH LANGUAGE MESSAGE "FIRE ROUTE" AND THE FRENCH LANGUAGE MESSAGE "ROUTES DES POMPIERS", BELOW THE MESSAGE "FIRE ROUTE"
4. HAVE THE DESIGN AS THUS ILLUSTRATED
5. BE LOCATED NO MORE THAN 25.0m APART UNLESS OTHERWISE SPECIFICALLY APPROVED
6. HAVE THE LOWER EDGE OF EACH SIGN BE BETWEEN 2.0m AND 2.5m ABOVE GRADE.



PROJECT
 Shell Canada Products
 HAZELDEAN RD. &
 FRINGEWOOD DR. NTI

5 Orchard Drive
 Stittsville, Ontario
CLIENT

Shell Canada
 400-4th Avenue SW
 Calgary, AB T2P 0J4
 403.252.4554 tel
 www.shell.ca
CONSULTANT

AECOM Canada Ltd
 4th Floor, 3292 Production Way
 Burnaby, BC V5A 4R4
 604.444.6400 tel 604.294.8597 fax
 www.aecom.com

CTM Design Services Ltd.
 210, 340 Midpark Way SE
 Calgary, AB T2X 1P1
 403.640.0990 tel
 www.ctmdesign.ca



REGISTRATION

LEGAL DESCRIPTION
 PART OF BLOCK 21 OF DRAFT PLAN OF
 SUBDIVISION OF PARTS OF LOTS 26 AND 27 OF
 REGISTERED PLAN 4R2506 PART 3,
 CONCESSION 11, GEOGRAPHIC TOWNSHIP OF
 GOULBOURN (CITY OF OTTAWA)

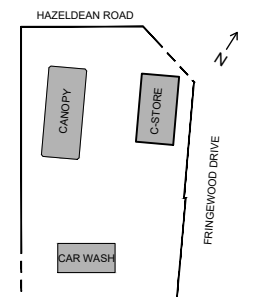
ISSUE/REVISION

IR	DATE	DESCRIPTION
C	2020-09-30	RE-ISSUED FOR SPA
B	2020-07-07	REVISED PER SPA COMMENTS
A	2020-03-31	ISSUED FOR SPA

DRAWN BY

NAS

KEY PLAN



GLOBAL PROJECT ID NUMBER

CAN01444

SHEET TITLE

SITE
 FIRE TRUCK ACCESS

CTM DESIGN FILE NAME

2020072_C110.0

SHEET NUMBER

C110.0

CITY FILE NO. 007-20-0043
 CITY PLAN NO. 18131

This drawing has been prepared for the use of AECOM's client and may not be used, reproduced or relied upon by third parties, except as agreed by AECOM and its client, as required by law or for use by governmental reviewing agencies. AECOM accepts no responsibility or liability whatsoever to any party that modifies this drawing without AECOM's express written consent. All measurements must be obtained from stated dimension.