GROUND BLOCK PLAN
1:100

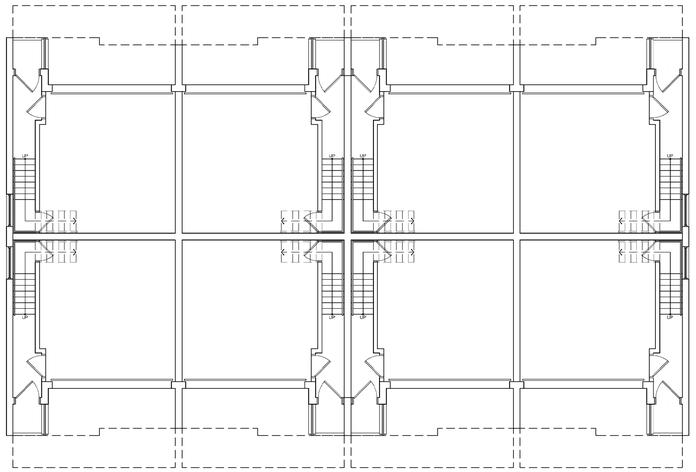

MAIN BLOCK PLAN
1:100

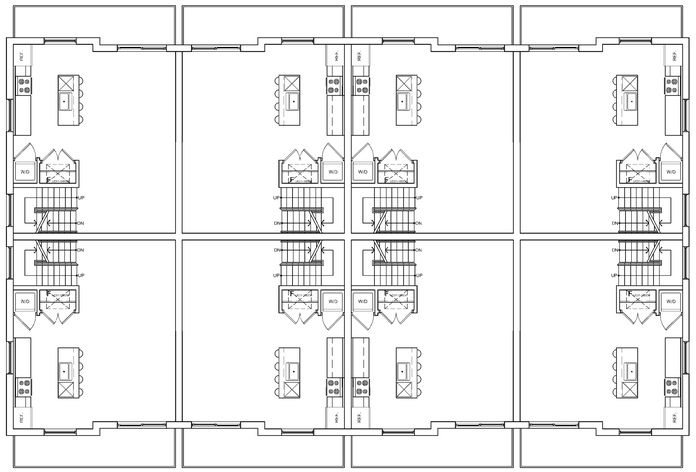

UPPER BLOCK PLAN
1:100

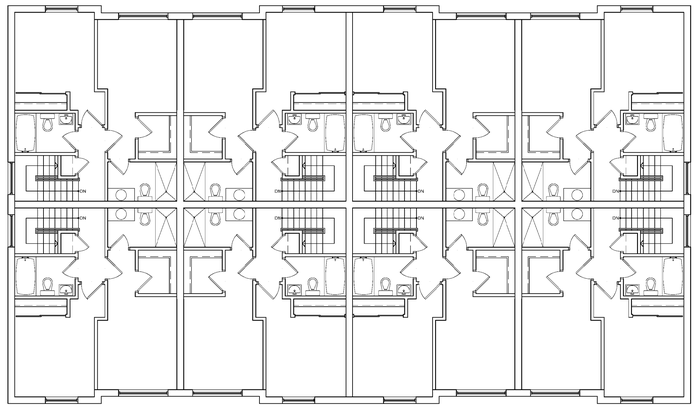

BLOCK 13
ELEVATION S (N SIMILAR)
1:100

BLOCK 13
ELEVATION E
1:100

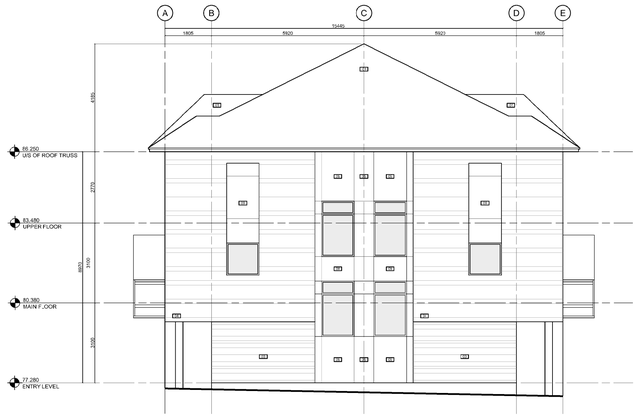

BLOCK 13
ELEVATION W
1:100

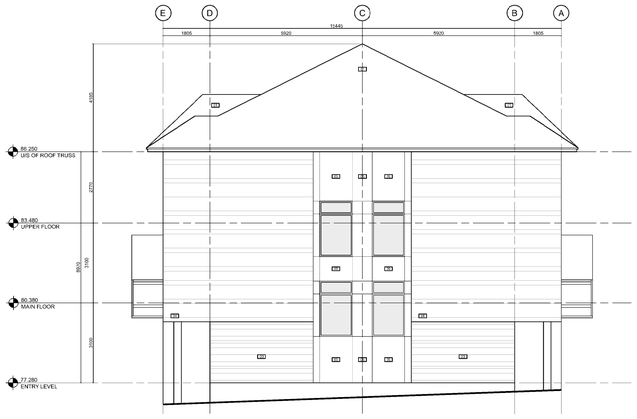

COLOUR PALETTE & MATERIAL LEGEND

01	— ASPHALT SHINGLES: IKO CAMBRIDGE, WEATHERED WOOD	07	— SCUPPER AND EAVESTROUGHING (LIGHT CONCRETE GREY)
02	— PRE-FINISHED ALUMINUM FASCIA & FLASHINGS AND WINDOWS DARK GREY	08	— CONCRETE PARGING (EXTEND 150MM BELLOW GRADE)
03	— BEIGE BRICK: BRAMPTON FREMER SIZE, BEAUFORT MV1	09	— PRE-FINISHED METAL PANELS C/W PRE-FINISHED METAL TRIM (DARK GRAY)
04	— SASPIREN SASWALL SIDING: KNOTTY MAPLE #79	10	— ENTRY DOORS & ACCENT PANELS: BENJAMIN MOORE, FIREBALL ORANGE
05	— HARDIE BOARD ACCENT PANEL C/W ALUMINUM TRIM PIECE (LIGHT CONCRETE GRAY)	11	— GARAGE & MECHANICAL DOORS: BENJAMIN MOORE STARDUST
06	— PRECAST CONCRETE STEPS AND RAMP		

APPROVED ☑ REFUSED ☐

THIS _9_ DAY OF September, 2020

ERIN O'CONNELL, MCIP, RPP, MANAGER (A)
DEVELOPMENT REVIEW, WEST
PLANNING, INFRASTRUCTURE AND ECONOMIC
DEVELOPMENT DEPARTMENT, CITY OF OTTAWA

IT IS THE RESPONSIBILITY OF THE APPROPRIATE CONTRACTOR TO CHECK AND VERIFY ALL DIMENSIONS ON SITE AND TO REPORT ALL ERRORS AND/OR OMISSIONS TO THE ARCHITECT.

ALL CONTRACTORS MUST COMPLY WITH ALL PERTINENT CODES AND BY-LAWS.

THIS DRAWING MAY NOT BE USED FOR CONSTRUCTION UNTIL SIGNED BY THE ARCHITECT.

DO NOT SCALE DRAWINGS.

NOTATION SYMBOLS:

- 00 — INDICATES DRAWING NOTES, LISTED ON EACH SHEET.
- 00 — INDICATES ASSEMBLIE TYPE; REFER TO TYPICAL ASSEMBLIES SCHEDUAL.
- 00 — INDICATES WINDOW TYPE; REFER TO WINDOW ELEVATIONS AND DETAILS ON A900 SERIES.
- 000 — INDICATES DOOR TYPE; REFER TO DOOR SCHEDULE AND DETAILS ON A900 SERIES.
- DETAIL NUMBER
- 00 / A900 — TITLE / SCALE
- DETAIL REFERENCE PAGE
- DETAIL CROSS REFERENCE PAGE

GENERAL NOTES:

A. REFER TO TYPICAL ASSEMBLIES SHEET FOR WALL, PARTITION, ROOF CEILING & FLOOR TYPES.

B. FOR DOOR TYPES AND HARDWARE REQUIREMENTS REFER TO DOOR SCHEDULE ON A900 SERIES.

C. ALL INTERIOR DIMENSIONS ARE TAKEN FROM THE FACE OF STUD

D. ALL EXTERIOR DIMENSIONS ARE TAKEN FROM THE FACE OF STUD

E. ALL EXTERIOR WALLS ARE TO BE TYPE 'W1' UNLESS NOTED OTHER WISE.

F. ALL INTERIOR PARTITIONS ARE TO BE TYPE 'P1' UNLESS NOTED OTHER WISE.

G. ALL REINFORCED CONCRETE SUSPENDED SLABS, COLUMNS & BEAMS HAVE A MIN. FRR OF 1.5 HRS (AS DETERMINED BY OBC SB-2) UNLESS OTHERWISE STATED.

No.	DESCRIPTION	DATE
1	ISSUED FOR SITE PLAN CONTROL PHASE 3	Jan. 15,19

REVISIONS:

ARCHITECT SEAL:
ONTARIO ASSOCIATION OF ARCHITECTS
RODERICK J. LAHEY
LICENCE
4375
SEAL DATE: STAMP DATE

NORTH ARROW:

CLIENT:
Greatwise DEVELOPMENTS

ARCHITECT:
rla/architecture
56 Beech Street, Ottawa, Ontario K1S 3J6
t.613.724.9932 f.613.724.1209 www.rodericklahey.ca

PROJECT TITLE:
FRESH TOWNS
2710 DRAPER AVENUE
OTTAWA ONTARIO

SHEET TITLE:
FLOOR PLANS
AND ELEVATIONS
BLOCK 13
(BLOCK 12 SIMILAR)

DRAWN:	CHECKED:
LM	LM
SCALE: 1 : 100	SHEET No. A-01
PROJECT No. 1733	

Plan No.: #_____ D0_____