THIS PLAN IS APPROVED BY THE CITY OF OTTAWA UNDER SECTION 41 OF THE PLANNING ACT THIS 9 DAY OF JULY , 2020.

LILY XU, MCIP, RPP, MANAGER
DEVELOPMENT REVIEW SOUTH
PLANNING, INFRASTRUCTURE AND ECONOMIC DEVELOPMENT DEPARTMENT, CITY OF OTTAWA

RELATED BY-LAWS:
- MUNICIPAL TREES AND NATURAL AREAS PROTECTION, 2006-279
- URBAN TREE CONSERVATION, 2009-200

REFER TO THE TREE PROTECTION NOTES, FOUND ON THE PLANS AND/ OR REPORT.

PRIOR TO ANY WORK ACTIVITY, THE PLAN AND THE INSTALLED FENCE MUST BE APPROVED BY CITY FORESTRY STAFF.

TREE PROTECTION FENCE SHALL BE ERECTED TO PROTECT AND ENCLOSE THE CRITICAL ROOT ZONE (CRZ = DBH x 10). SEE PLAN FOR LOCATION.

TREE PROTECTION TO REMAIN IN PLACE AND BE MAINTAINED IN GOOD CONDITION UNTIL THE SOD/ SEED IS STARTED; REMOVE FENCE AT THIS TIME.

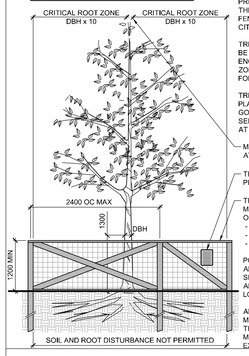

MEASURED FROM OUTSIDE EDGE AT BASE OF TRUNK

TREE PROTECTION SIGNAGE AS PER CITY STANDARD

TREE PROTECTION FENCING MUST BE CONSTRUCTED OF RIGID OR FRAMED MATERIALS. eg.
- MODULOC - STEEL,
- PLYWOOD HOARDING, OR
- SNOW FENCE ON 2x4" FRAME,

POSTS SHALL BE MAX. 2.4m APART, AND POSTS SHALL BE SECURED TO PREVENT ALTERATIONS TO THE FENCE LOCATION.

ALL SUPPORTS AND BRACING MUST BE PLACED OUTSIDE OF THE CRZ, AND INSTALLATION MUST MINIMIZE DAMAGE TO EXISTING ROOTS

STANDARD TREE PROTECTION — D1

OMEGA CLASSIC PANELS MOUNTED ON SQUARE POSTS (5' HEIGHT)
PANNEAUX OMEGA CLASSIC SUR POTEAUX CARRÉS (HAUTEUR DE 5')

REVISION 01

Panel / Panneau 5'

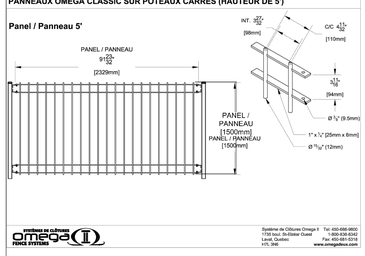

Système de Clôtures Omega II Inc.
1111, Rue St-Eustache Ouest
Laval, (Québec)
H7L 3N6

Tél.: 450-688-9600
Sans frais: 1-800-361-9600
Fax: 450-681-5315
www.omegafence.com

PEDESTRIAN PROTECTION FENCE — D2

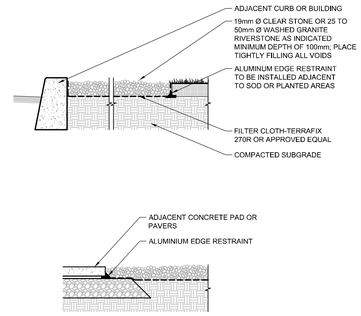

CLEAR STONE — D3

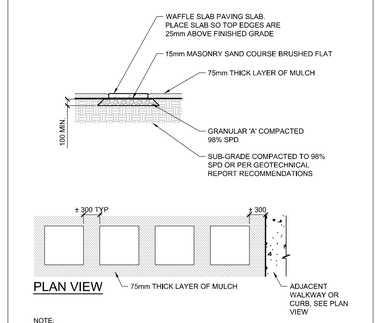

NOTE:
CONTRACTOR TO STAKE ALIGNMENT OF STEPPING STONE SLABS ON SITE FOR APPROVAL BY THE CONTRACT ADMINISTRATOR PRIOR TO INSTALLATION

STEPPING STONE — D4

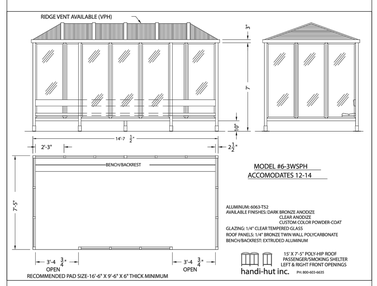

NOTE:
1. HANDIHUT PRODUCT OR APPROVED EQUIVALENT.
2. FOR BICYCLE SHELTER REMOVE BENCH BACKREST AND FRONT DIVIDER BETWEEN THE TWO OPENINGS.

PEDESTRIAN / BICYCLE SHELTER — D5

PLAN VIEW

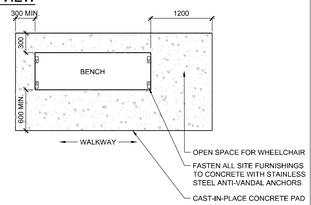

SIDE VIEW

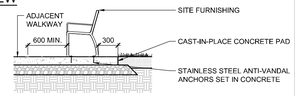

NOTE:
1. ALL SITE FURNISHINGS TO BE SECURED WITH BOLTS SET IN CONCRETE.
2. DIMENSIONS TO DEFINE OPEN CLEARANCE AROUND BENCH.

SITE FURNITURE INSTALLATION — D6

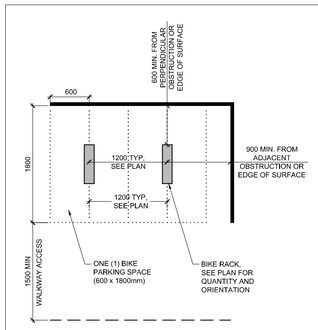

NOTE:
1. FASTEN ALL SITE FURNISHINGS TO SURFACE WITH STAINLESS STEEL ANTI-VANDAL ANCHORS.

INDIVIDUAL BIKE RACK LAYOUT — D7

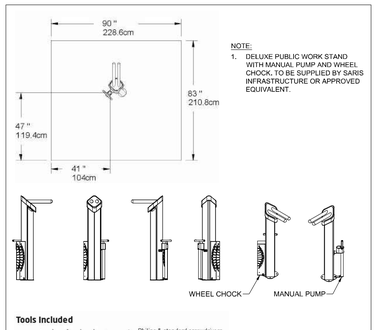

NOTE:
1. DELUXE PUBLIC WORK STAND WITH MANUAL PUMP AND WHEEL CHOCK, TO BE SUPPLIED BY SARIS INFRASTRUCTURE OR APPROVED EQUIVALENT.

Tools Included

- Philips & standard screwdrivers
- Steel core tire levers (2)
- Headset/pedal wrench
- 8/10mm cone wrench
- 9/11mm cone wrench
- Torx T-25
- Hex key set

BICYCLE REPAIR STATION — D8

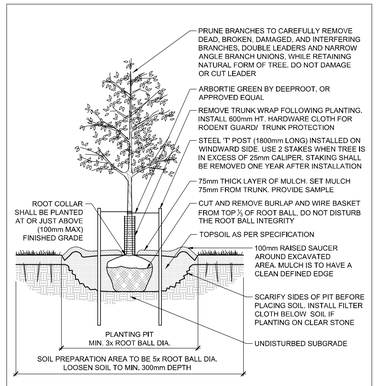

STANDARD DECIDUOUS TREE PLANTING — D9

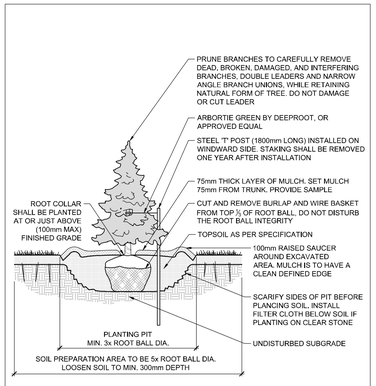

STANDARD CONIFEROUS TREE PLANTING — D10

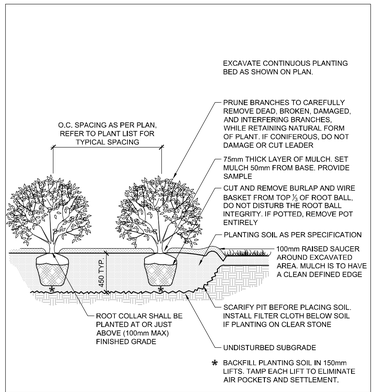

SHRUB AND PERENNIAL PLANTING — D11

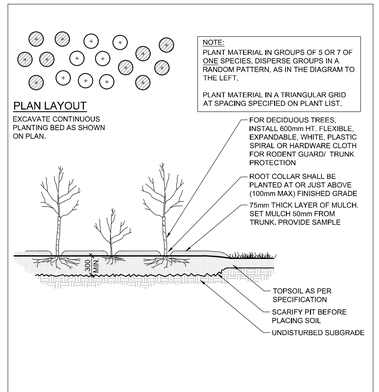

REFORESTATION — D12

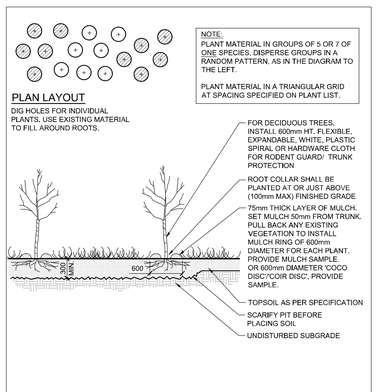

REFORESTATION WITH GRASS — D13

NOTE:
THE POSITION OF ALL POLE LINES, CONDUITS, WATERMAINS, SEWERS AND OTHER UNDERGROUND AND OVERGROUND UTILITIES AND STRUCTURES IS NOT NECESSARILY SHOWN ON THE CONTRACT DRAWINGS, AND WHERE SHOWN, THE ACCURACY OF THE POSITION OF SUCH UTILITIES AND STRUCTURES IS NOT GUARANTEED. BEFORE STARTING WORK, DETERMINE THE EXACT LOCATION OF ALL SUCH UTILITIES AND STRUCTURES AND ASSUME ALL LIABILITY FOR DAMAGE TO THEM.

No.	REVISION	DATE	BY
4.	REVISED PER CITY COMMENTS	JUN 1/20	JP
3.	ISSUED FOR INTERNAL REVIEW	MAY 19/20	JP
2.	ISSUED FOR DESIGN REVIEW	APR 20/20	JP
1.	APPLICATION FOR SITE PLAN APPROVAL	APR 9/20	JP

SCALE	AS SHOWN
DESIGN	KW/JP
CHECKED	JP
DRAWN	KW
CHECKED	JP
APPROVED	RJ

FOR REVIEW ONLY

NOVATECH
Engineers, Planners & Landscape Architects
Suite 200, 240 Michael Cowpland Drive
Ottawa, Ontario, Canada K2M 1P6
Telephone (613) 254-9643
Facsimile (613) 254-5867
Website www.novatech-eng.com

LOCATION
PROJECT PYTHON
222 CITIGATE DRIVE, CITY OF OTTAWA

DRAWING NAME
LANDSCAPE DETAILS

PROJECT No. 120025-00
REV REV # 4
DRAWING No. 120025-L-D1

M:\2020\120025\CAD\Landscape\+Plan\120025_L-DET.dwg, D1-L81, May 29, 2020 - 2:54pm, pplacios