



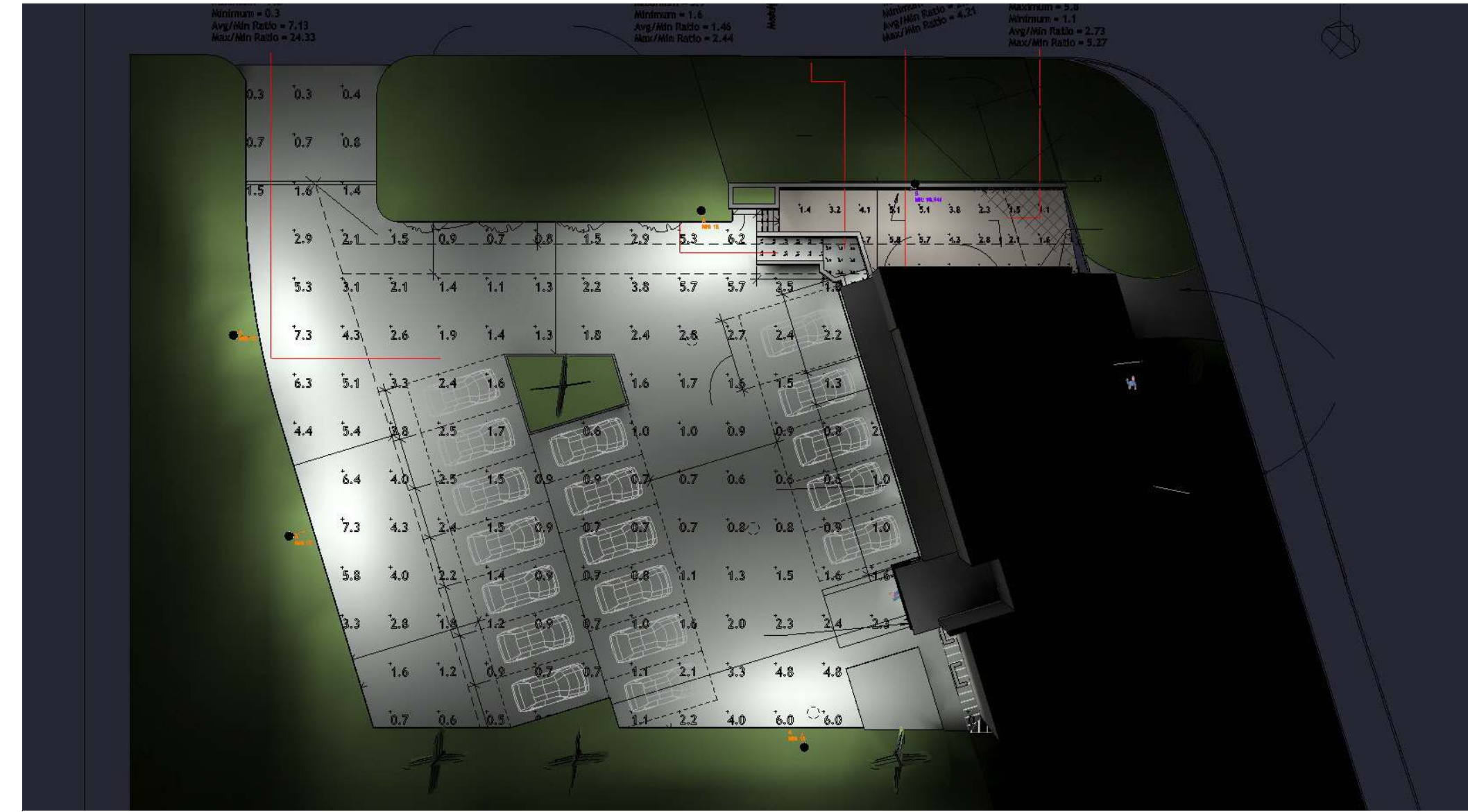
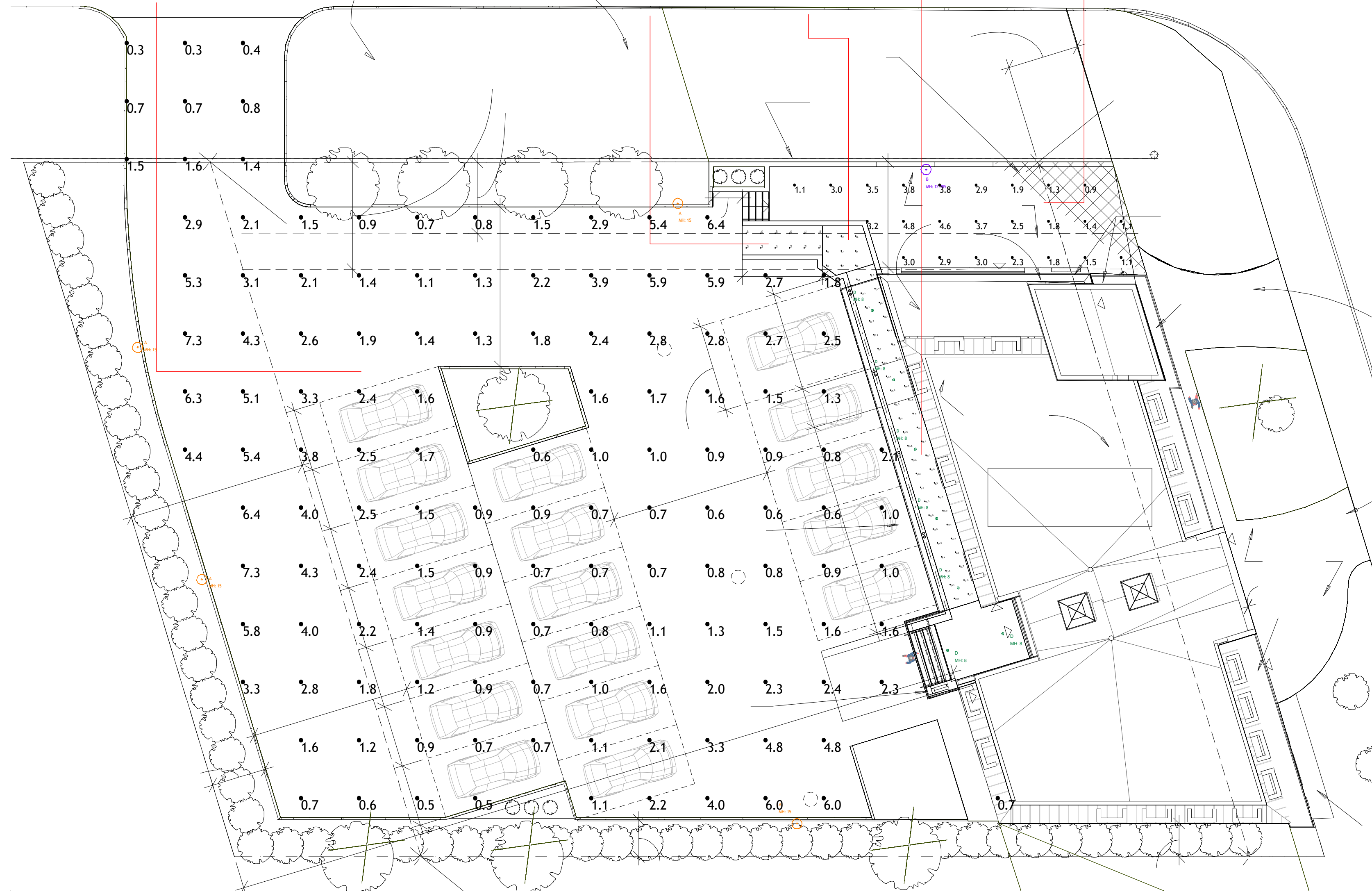
PARKING_1_Surface_1
Illuminance (Fc)
Average = 2.15
Maximum = 7.3
Minimum = 0.3
Avg/Min Ratio = 7.17
Max/Min Ratio = 24.33

RAMP_1_Surface_1
Illuminance (Fc)
Average = 2.50
Maximum = 4.0
Minimum = 1.6
Avg/Min Ratio = 1.56
Max/Min Ratio = 2.50

RAMP_2_Surface_1
Illuminance (Fc)
Average = 4.25
Maximum = 6.7
Minimum = 1.8
Avg/Min Ratio = 2.36
Max/Min Ratio = 3.72


RAMP_3_Surface_1
Illuminance (Fc)
Average = 14.45
Maximum = 22.1
Minimum = 5.5
Avg/Min Ratio = 2.63
Max/Min Ratio = 4.02

PATIO
Illuminance (Fc)
Average = 2.54
Maximum = 4.8
Minimum = 0.9
Avg/Min Ratio = 2.82
Max/Min Ratio = 5.33



Symbol	Qty	Label	Arrangement	Total Lamp Lumens	LF	Description
○	4	A	SINGLE	N.A.	0.900	LIAM-120-277-CSL-1170-30K-CRI-80-4-BLS
●	1	B	SINGLE	N.A.	0.900	LIAM-120-277-CSL-560-30K-CRI-80-1-BLS
○	7	D	SINGLE	N.A.	0.900	LCRS-A-FD-120-R-113-30K-90-M-08-MH-RD-NA

Label	CalcType	Units	Avg	Max	Min	Avg/Min	Max/Min
PARKING_1_Surface_1	Illuminance	Fc	2.15	7.3	0.3	7.17	24.33
PATIO	Illuminance	Fc	2.54	4.8	0.9	2.82	5.33
RAMP_1_Surface_1	Illuminance	Fc	2.50	4.0	1.6	1.56	2.50
RAMP_2_Surface_1	Illuminance	Fc	4.25	6.7	1.8	2.36	3.72
RAMP_3_Surface_1	Illuminance	Fc	14.45	22.1	5.5	2.63	4.02



MVP LIGHTING
Stewart Impey
em: stewart@mvpighting.ca
ph: 613-282-0997

Drawn By:
Checked By:
Date: 2020-04-08

Scale:

5506 MAIN STREET

MVPMT20408A