ELEVATION LEGEND

1. MASONRY, COLOUR A
2. MASONRY, COLOUR B
3. MASONRY, COLOUR C
4. ALUMINUM FRAMED STORE-FRONT CURTAIN WALL
5. VENT HOLES - TYPICAL
6. ROOF SCUPPER DRAIN
8. CURTAIN WALL COLOURED VISION PANEL - VG2
9. DRIVETHROUGH WINDOW

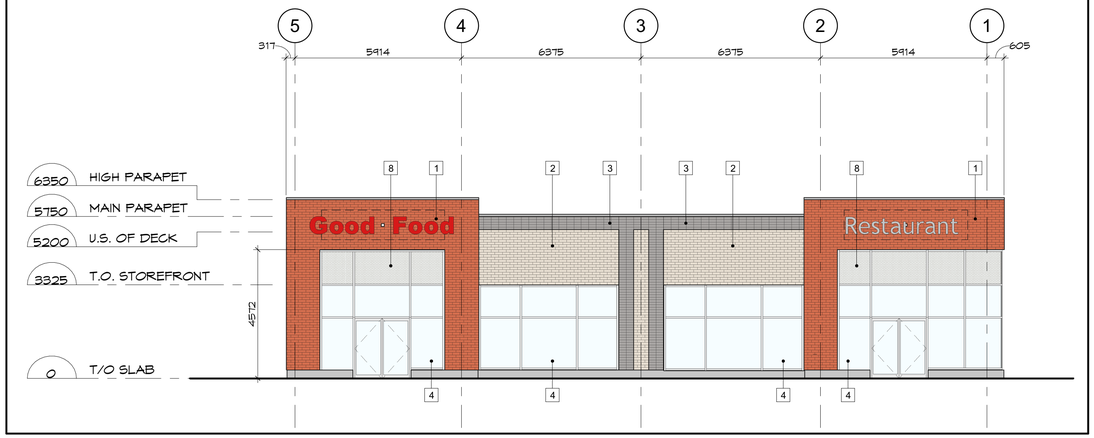

1 A-A1 **FRONT ELEV. - GRID LINE A**
SCALE: 1 : 100

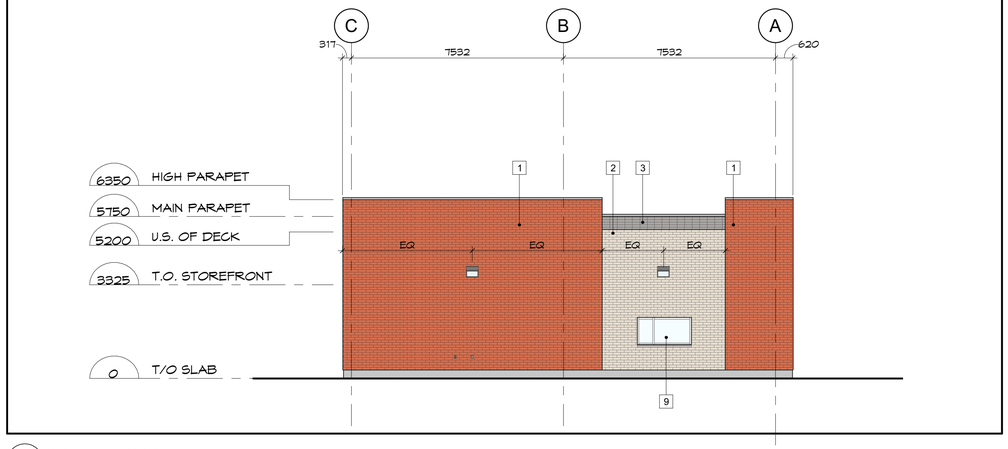

4 A-A1 **SIDE ELEV. - GRID LINE 5**
SCALE: 1 : 100

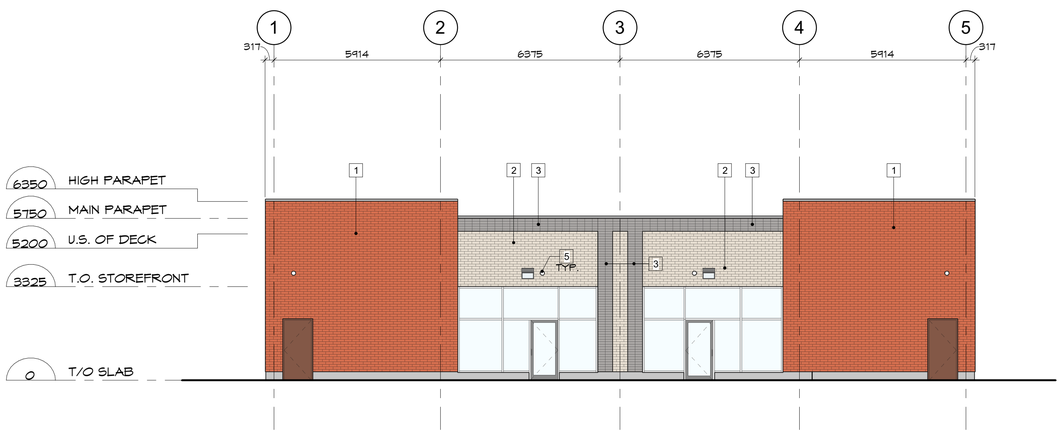

2 A-A1 **REAR ELEV. - GRID LINE C**
SCALE: 1 : 100

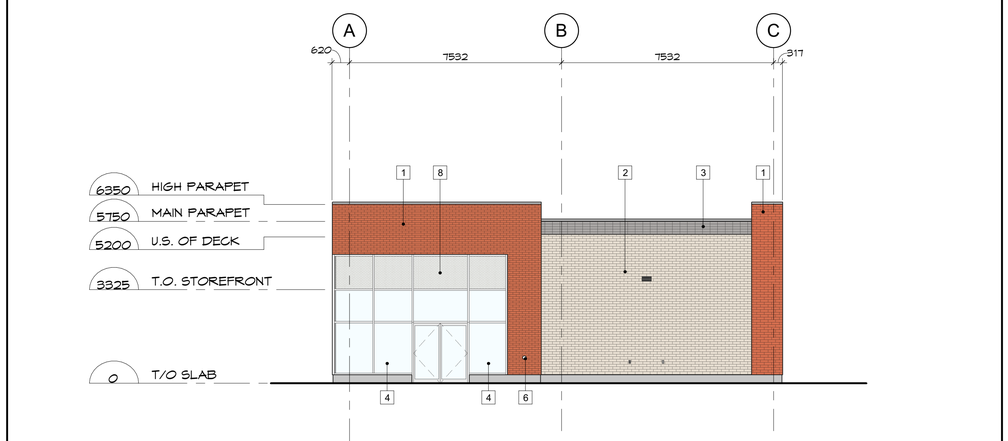

3 A-A1 **SIDE ELEV. - GRID LINE 1**
SCALE: 1 : 100

Client:

Urbandale CORPORATION

Key Plan:
Plan Clé:

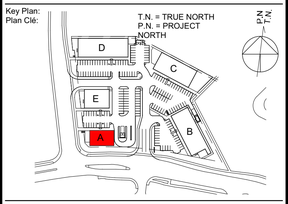

2	ISSUED FOR CITY COMMENTS	2019/09/12
1	ISSUED FOR DESIGN REVIEW	2018/08/26
Issue:		Date:

Prime Consultant:
Expert-Conseil:

DREDGE LEAHY ARCHITECTS INC.
100 - 25 Holland Ave.
Ottawa, ON K1Y 4R9
613.724.9865
dl-arch.ca

Sub Consultant:
Expert-Conseil:

Project:
Projet:
KANATA LAKES PLAZA
BUILDING A

5100 KANATA AVE., OTTAWA, ON. K2K 3K5

Drawing:
Dessin:
BUILDING A - EXTERIOR ELEVATIONS

Drawn by: Dessiné par: RD	Scale: Échelle: 1 : 100
Designed by: Conçu par: MD	Date: SEP. 2019
Approved by: Approuvé par: MD	Client Project No. No. du Projet du Client:
Seal: Sceau:	Project No.: No. du Projet: 1374

ONTARIO ASSOCIATION of ARCHITECTS
MICHELE DREDGE
LICENCE 4998

Sheet No.:
No. de la feuille:
A-A1

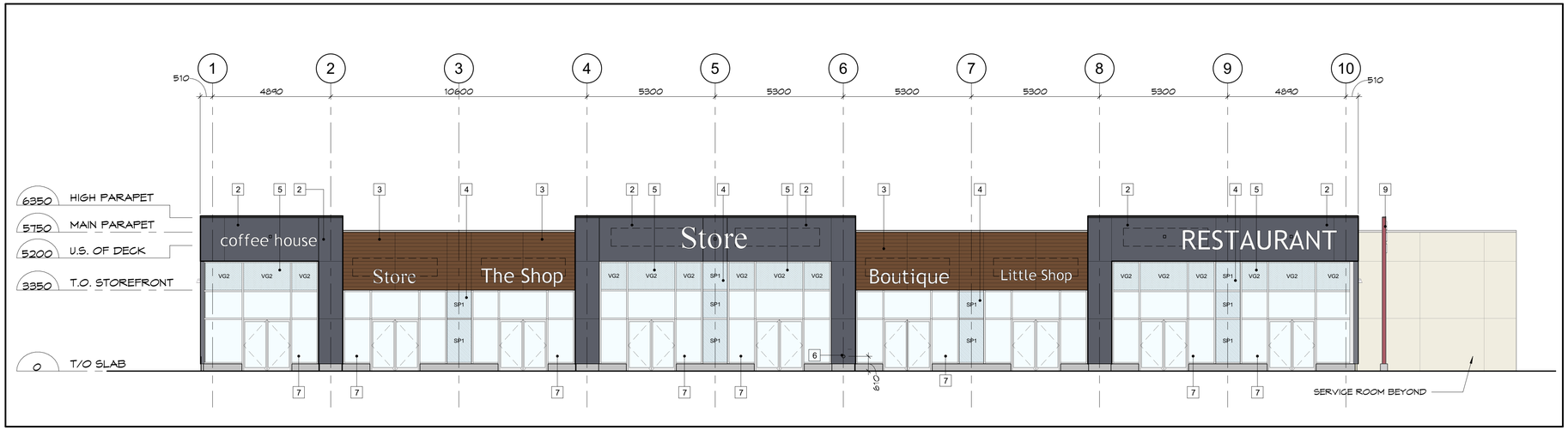

1 B-A1 **FRONT ELEV. - GRID LINE C**
SCALE: 1 : 100

ELEVATION LEGEND

1. PRECAST PANEL, TYPE A - BEIGE, LIGHT SANDBLAST
2. PRECAST PANEL, TYPE B - GREY, LIGHT SANDBLAST, PAINT FINISH P1
3. PRECAST PANEL, TYPE C - GREY, V-GROOVES AT 6" O.C. HORIZONTALLY, LIGHT SANDBLAST, PAINT FINISH P2
4. CURTAIN WALL SPANDREL PANEL - SP1
5. CURTAIN WALL COLOURED VISION PANEL - VG2
6. ROOF SCUPPER DRAIN
7. ALUMINUM FRAMED STORE-FRONT CURTAIN WALL GLAZING
8. VENT - TYPICAL
9. PRECAST PANEL, TYPE E - GREY, LIGHT SANDBLAST - PAINT FINISH - P4

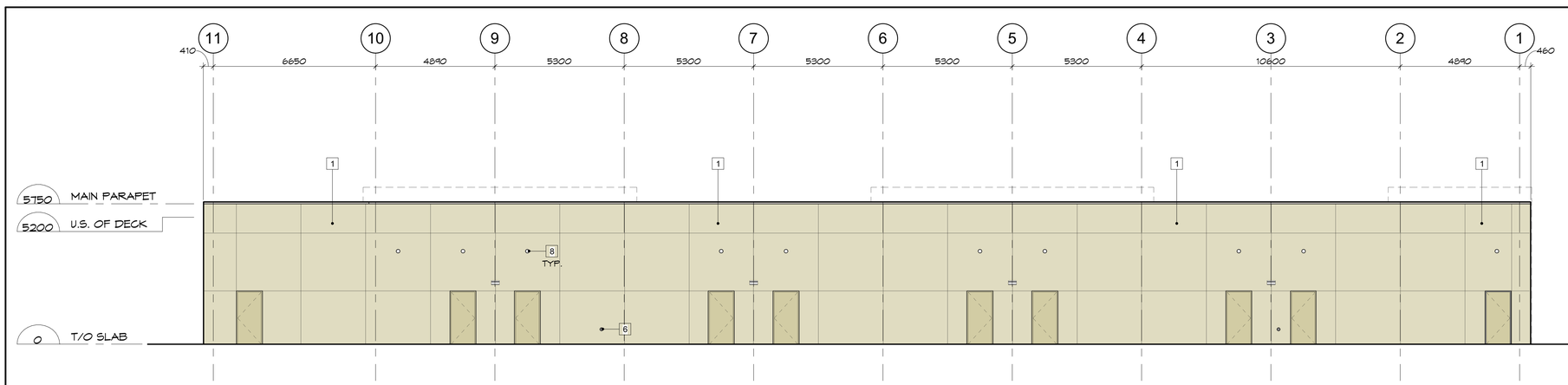

2 B-A1 **REAR ELEV. - GRID LINE A**
SCALE: 1 : 100

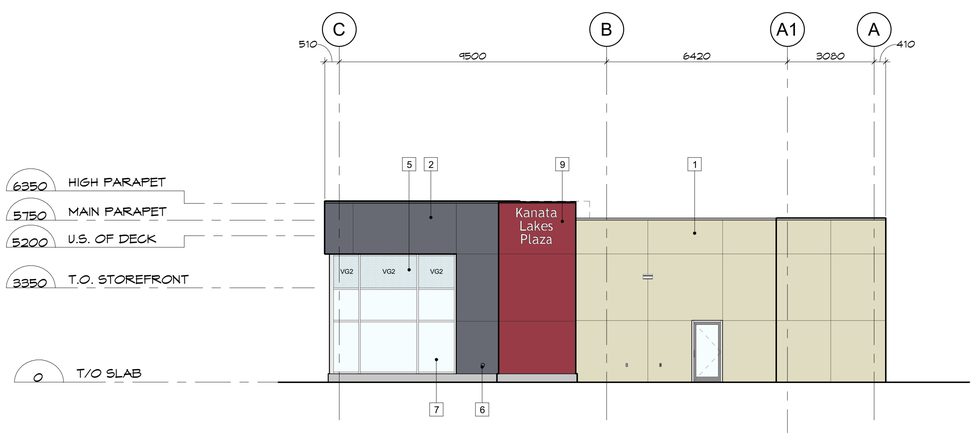

3 B-A1 **SIDE ELEV. - GRID LINE 10**
SCALE: 1 : 100

4 B-A1 **SIDE ELEV. GRID LINE 1**
SCALE: 1 : 100

Client:

Urbandale CORPORATION

Key Plan:
Plan Clé:

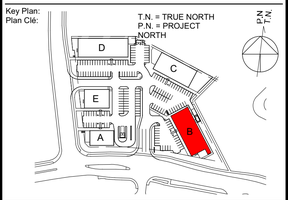

2	ISSUED FOR CITY COMMENTS	2019/09/12
1	ISSUED FOR DESIGN REVIEW	2018/08/26
Issue:		Date:

Prime Consultant:
Expert-Conseil:

DREDGE LEAHY ARCHITECTS INC.
100 - 25 Holland Ave.
Ottawa, ON K1Y 4R9
613.724.9865
dl-arch.ca

Sub Consultant:
Expert-Conseil:

Project:
Projet:
KANATA LAKES PLAZA
BUILDING B

5100 KANATA AVE., OTTAWA ON. K2K 3K5

Drawing:
Dessin:
BUILDING B - EXTERIOR ELEVATIONS

Drawn by: Dessiné par: RD	Scale: Échelle: 1 : 100
Designed by: Conçu par: MD	Date: SEP. 2019
Approved by: Approuvé par: MD	Client Project No. No. du Projet du Client:
Seal: Sceau: ONTARIO ASSOCIATION OF ARCHITECTS MICHELE M. DREDGE LICENCE 4998	Project No.: No. du Projet: 1374
	Sheet No.: No. de la feuille: B-A1

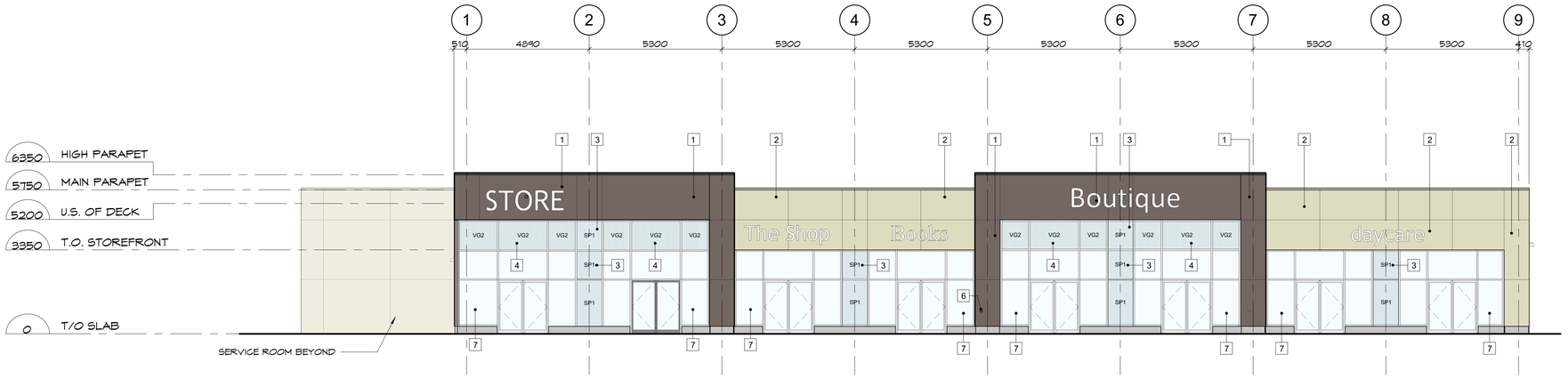

ELEVATION LEGEND

1. PRECAST PANEL, TYPE D GREY, LIGHT SANDBLAST, PAINT FINISH P3
2. PRECAST PANEL, TYPE A BEIGE, LIGHT SANDBLAST
3. CURTAIN WALL SPANDREL PANEL - SP1
4. CURTAIN WALL COLOURED VISION PANEL - VG2
5. CONCRETE PRECAST PANEL - PAINTED (FREE STANDING SIGNAGE)
6. ROOF SCUPPER DRAIN
7. ALUMINUM FRAMED STORE-FRONT CURTAIN WALL GLAZING
8. VENT - TYPICAL

1 / C-A1 **FRONT ELEV. - GRID LINE C**
SCALE: 1 : 100

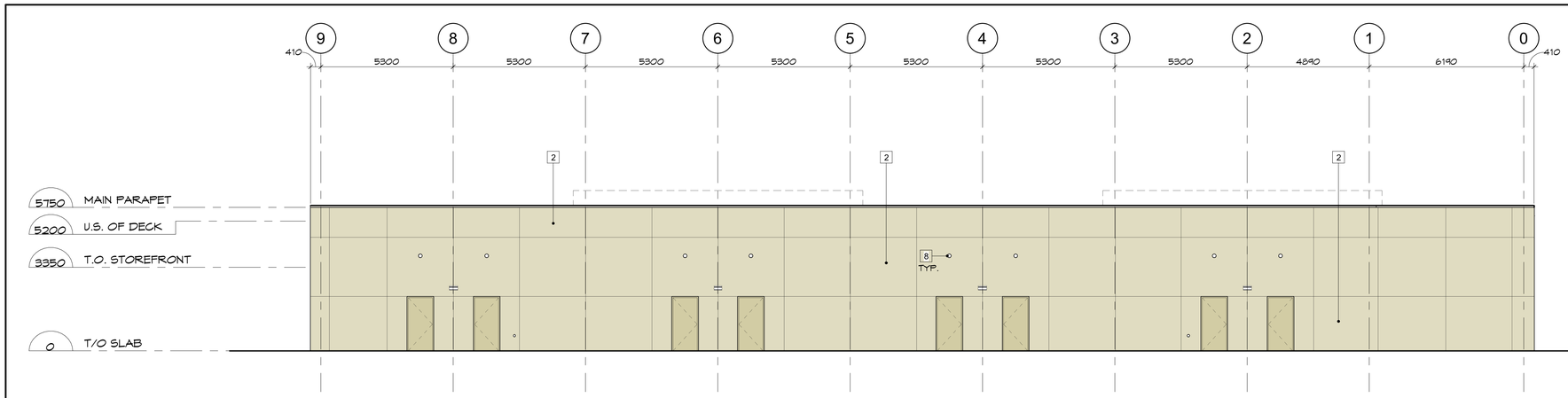

2 / C-A1 **REAR ELEV. - GRID LINE A**
SCALE: 1 : 100

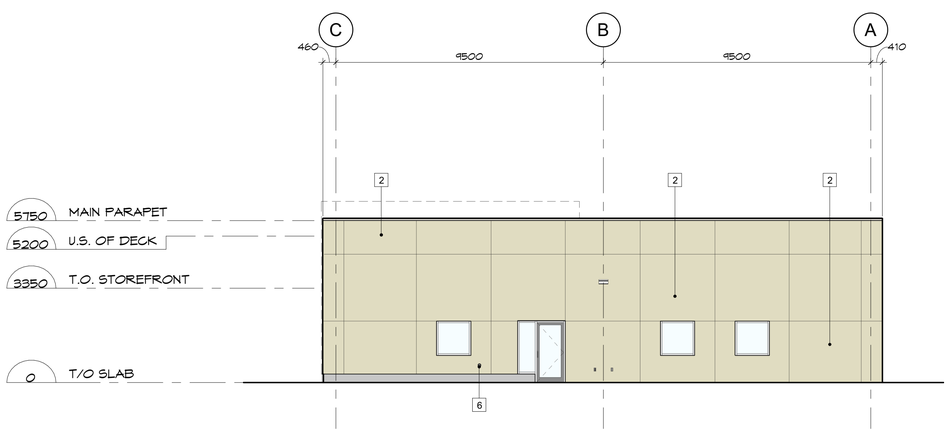

3 / C-A1 **SIDE ELEV. - GRID LINE 9**
SCALE: 1 : 100

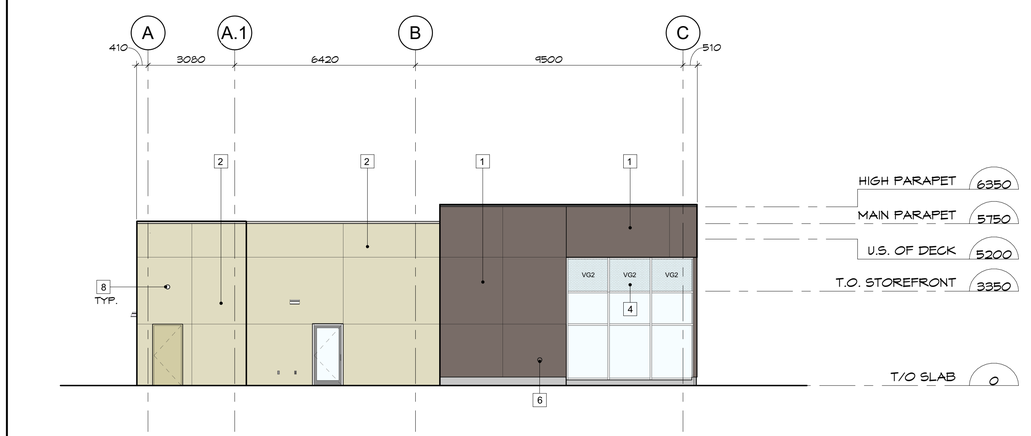

4 / C-A1 **SIDE ELEV. - GRID LINE 1**
SCALE: 1 : 100

Client:

Urbandale CORPORATION

Key Plan:
Plan Clé:

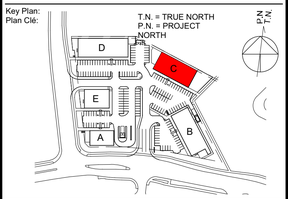

2	ISSUED FOR CITY COMMENTS	2019/09/12
1	ISSUED FOR DESIGN REVIEW	2018/08/26
Issue:		Date:

Prime Consultant:
Expert-Conseil:

DREDGE LEAHY ARCHITECTS INC.
100 - 25 Holland Ave.
Ottawa, ON K1Y 4R9
613.724.9865
dl-arch.ca

Sub Consultant:
Expert-Conseil:

Project:
Projet:
KANATA LAKES PLAZA - BUILDING C

5100 KANATA AVE., OTTAWA, ON. K2K 3K5

Drawing:
Dessin:
BUILDING C - EXTERIOR ELEVATIONS

Drawn by: Dessiné par: RD	Scale: Échelle: 1 : 100
Designed by: Conçu par: MD	Date: SEP. 2019
Approved by: Approuvé par: MD	Client Project No. No. du Projet du Client:
Seal: Sceau: ONTARIO ASSOCIATION OF ARCHITECTS MICHELE L. DREDGE LICENCE 4598	Project No.: No. du Projet: 1374
	Sheet No.: No. de la feuille: C-A1

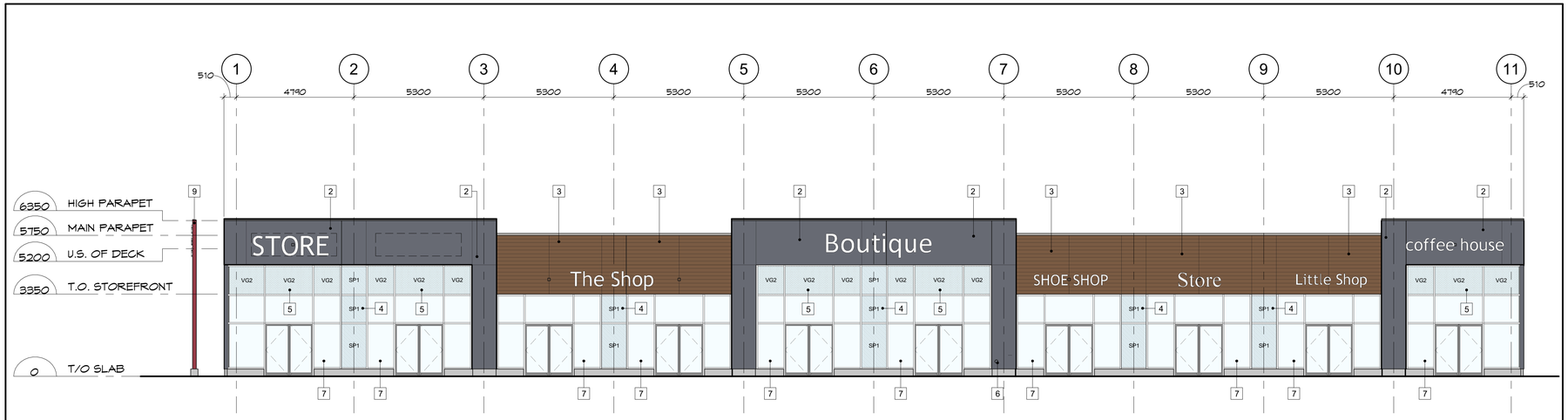

ELEVATION LEGEND

1. PRECAST PANEL, TYPE A - BEIGE, LIGHT SANDBLAST
2. PRECAST PANEL, TYPE B - GREY, LIGHT SANDBLAST, PAINT FINISH P1
3. PRECAST PANEL, TYPE C - GREY, V-GROOVES AT 6" O.C. HORIZONTALLY , LIGHT SANDBLAST, PAINT FINISH P2
4. CURTAIN WALL SPANDREL PANEL - SP1
5. CURTAIN WALL COLOURED VISION PANEL - VG2
6. ROOF SCUPPER DRAIN
7. ALUMINUM FRAMED STORE-FRONT CURTAIN WALL GLAZING
8. VENT - TYPICAL
9. PRECAST PANEL, TYPE E - GREY, LIGHT SANDBLAST - PAINT FINISH - P4

1 D-A1 **FRONT ELEV.**
SCALE: 1 : 100

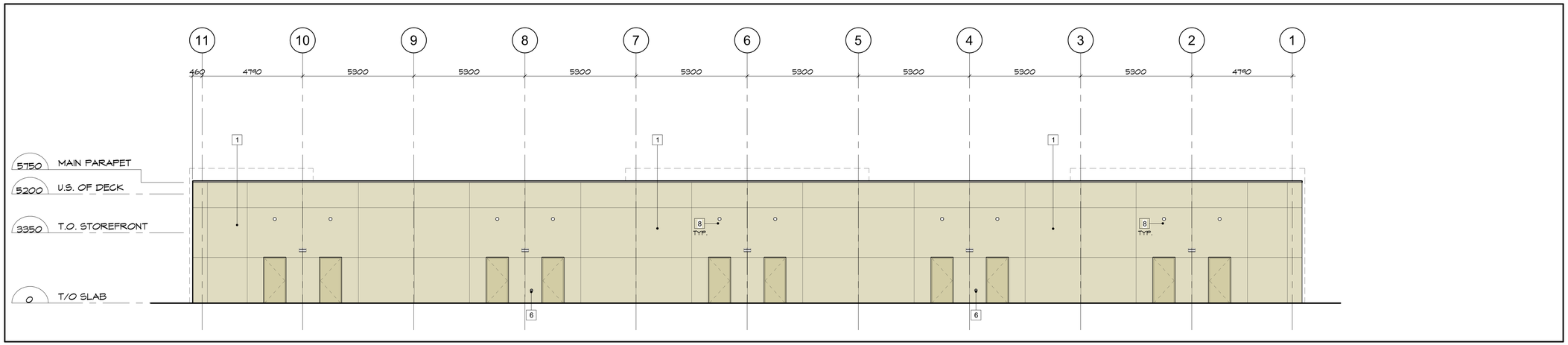

2 D-A1 **REAR ELEV.**
SCALE: 1 : 100

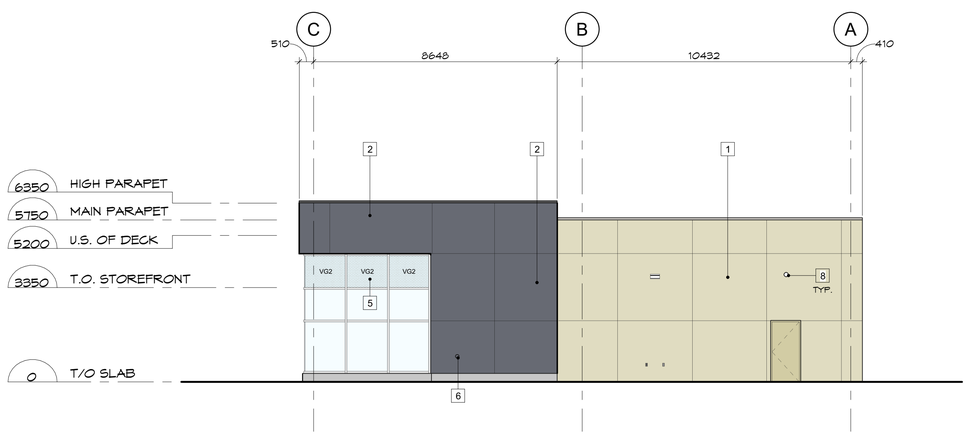

3 D-A1 **SIDE ELEV. 1**
SCALE: 1 : 100

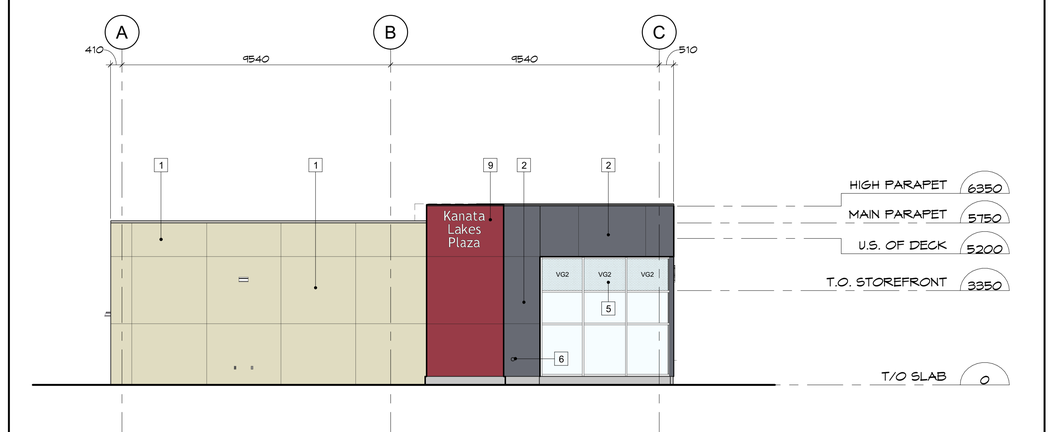

4 D-A1 **SIDE ELEV. 2**
SCALE: 1 : 100

Client:

Urbandale CORPORATION

Key Plan:
Plan Clé:

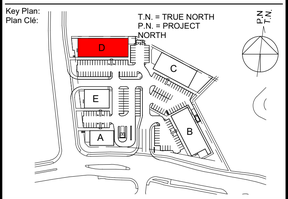

2	ISSUED FOR CITY COMMENTS	2019/09/12
1	ISSUED FOR DESIGN REVIEW	2018/08/26
Issue:		Date:

Prime Consultant:
Expert-Conseil:

DREDGE LEAHY ARCHITECTS INC.
100 - 25 Holland Ave.
Ottawa, ON K1Y 4R9
613.724.9865
dl-arch.ca

Sub Consultant:
Expert-Conseil:

Project:
Projet:
KANATA LAKES PLAZA

5100 KANATA AVE., OTTAWA, ON. K2K 3K5

Drawing:
Dessin:
BUILDING D - EXTERIOR ELEVATIONS

Drawn by: Dessiné par: RD	Scale: Échelle: 1 : 100
Designed by: Conçu par: MD	Date: SEP. 2019
Approved by: Approuvé par: MD	Client Project No. No. du Projet du Client:
Seal: Sceau: ONTARIO ASSOCIATION OF ARCHITECTS MICHELE LALONDE LICENCE 4998	Project No.: No. du Projet: 1374
	Sheet No.: No. de la feuille: D-A1

ELEVATION LEGEND

1. PRECAST PANEL, TYPE D GREY, LIGHT SANDBLAST, PAINT FINISH P3
2. PRECAST PANEL, TYPE A BEIGE, LIGHT SANDBLAST
3. CURTAIN WALL SPANDREL PANEL - SP1
4. CURTAIN WALL COLOURED VISION PANEL - VG2
5. CONCRETE PRECAST PANEL - PAINTED (FREE STANDING SIGNAGE)
6. ROOF SCUPPER DRAIN
7. ALUMINUM FRAMED STORE-FRONT CURTAIN WALL GLAZING
8. VENT - TYPICAL
9. PRECAST PANEL, TYPE C - GREY V-GROOVES AT 6" O.C. HORIZONTALLY, LIGHT SANDBLAST, PAINT FINISH P2

1 E-A1 **FRONT ELEV. - GRID LINE C**
SCALE: 1 : 100

2 E-A1 **REAR ELEV. - GRID LINE A**
SCALE: 1 : 100

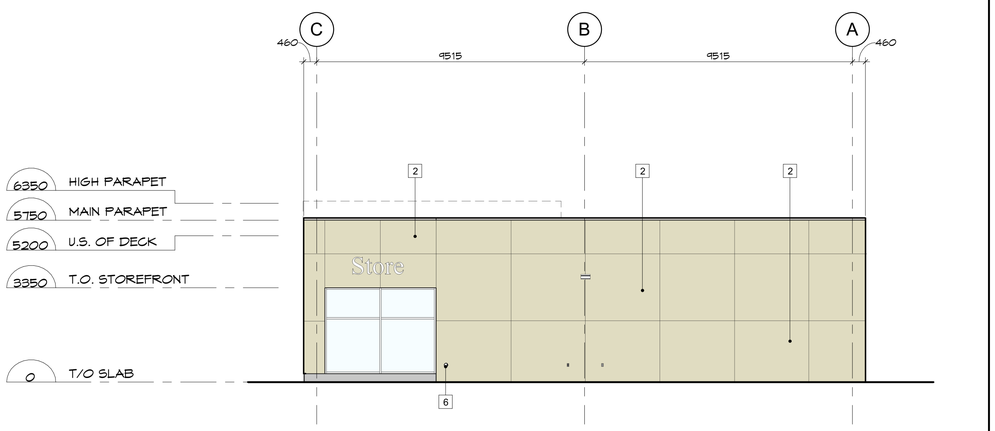

3 E-A1 **SIDE ELEV. - GRID LINE 6**
SCALE: 1 : 100

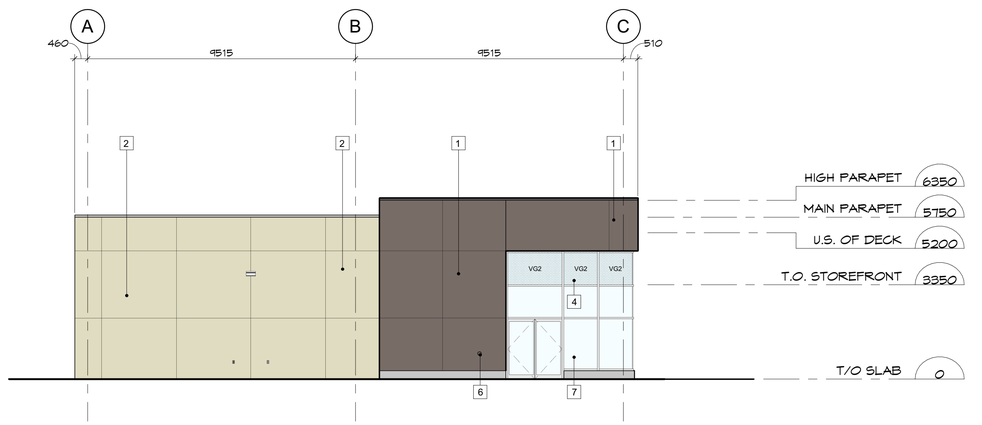

4 E-A1 **SIDE ELEV. - GRID LINE 1**
SCALE: 1 : 100

Client:

Urbandale CORPORATION

Key Plan:
Plan Clé:

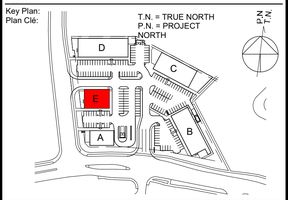

2	ISSUED FOR CITY COMMENTS	2019/09/12
1	ISSUED FOR DESIGN REVIEW	2018/08/26
Issue:		Date:

Prime Consultant:
Expert-Conseil:

DREDGE LEAHY ARCHITECTS INC.
100 - 25 Holland Ave.
Ottawa, ON K1Y 4R9
613.724.9865
dl-arch.ca

Sub Consultant:
Expert-Conseil:

Project:
Projet:
KANATA LAKES PLAZA - BUILDING E

5100 KANATA AVE., OTTAWA, ON. K2K 3K5

Drawing:
Dessin:
BUILDING E - EXTERIOR ELEVATIONS

Drawn by: Dessiné par: RD	Scale: Échelle: 1 : 100
Designed by: Conçu par: MD	Date: SEP. 2019
Approved by: Approuvé par: MD	Client Project No. No. du Projet du Client:
Seal: Sceau:	Project No.: No. du Projet: 1374
	Sheet No.: No. de la feuille: E-A1

ONTARIO ASSOCIATION OF ARCHITECTS
MICHELE L. DREDGE
LICENCE 4088