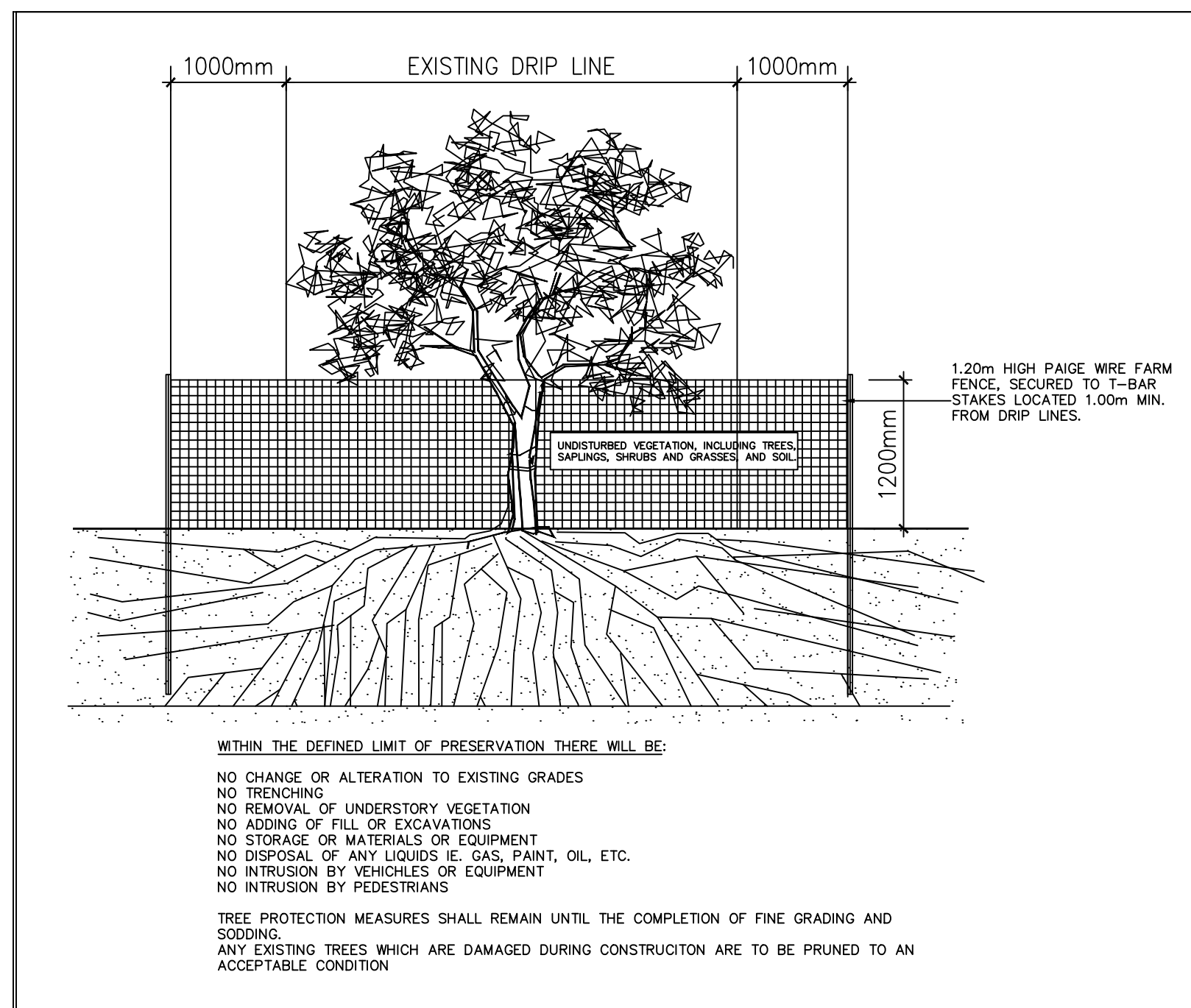
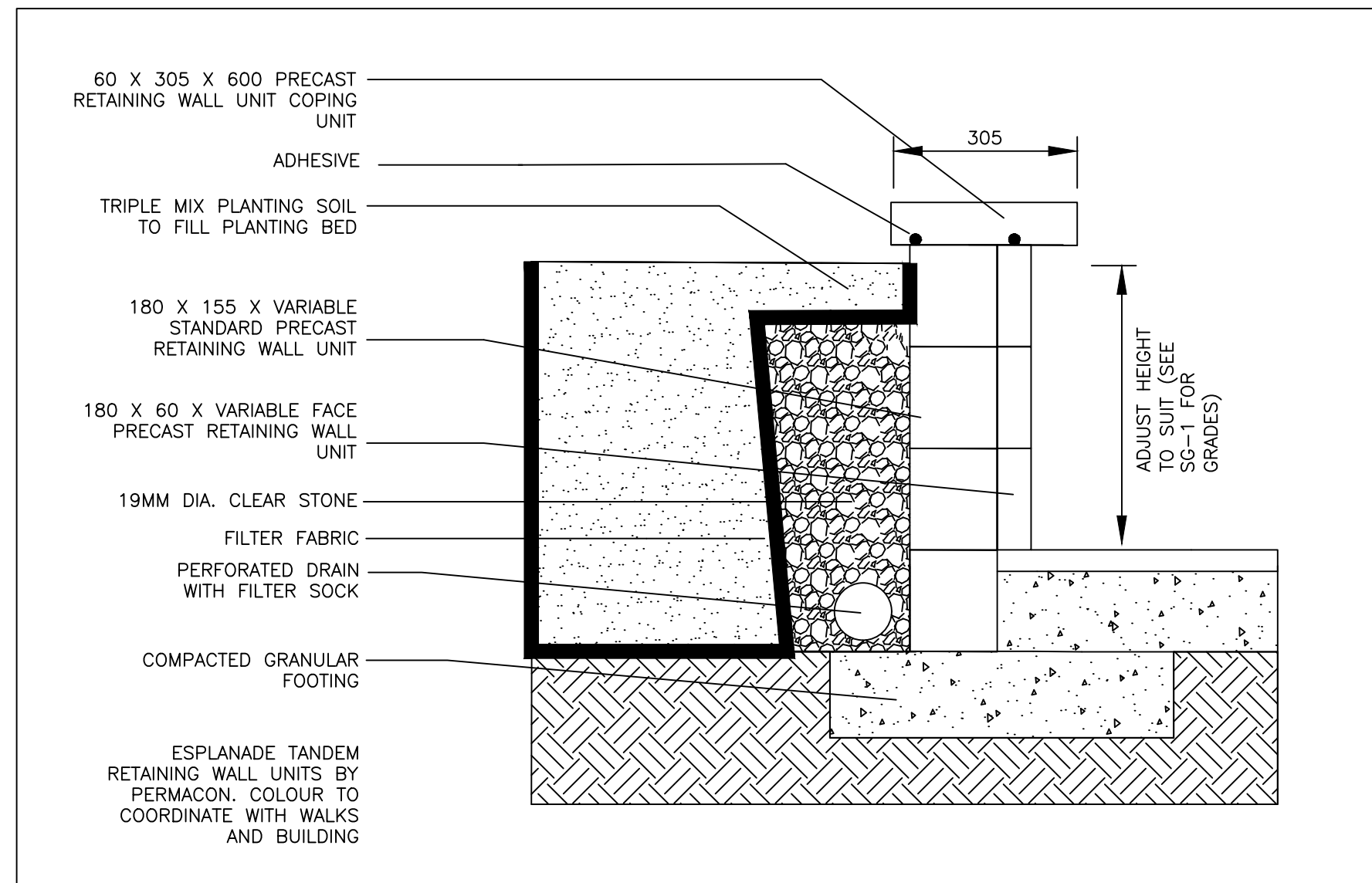


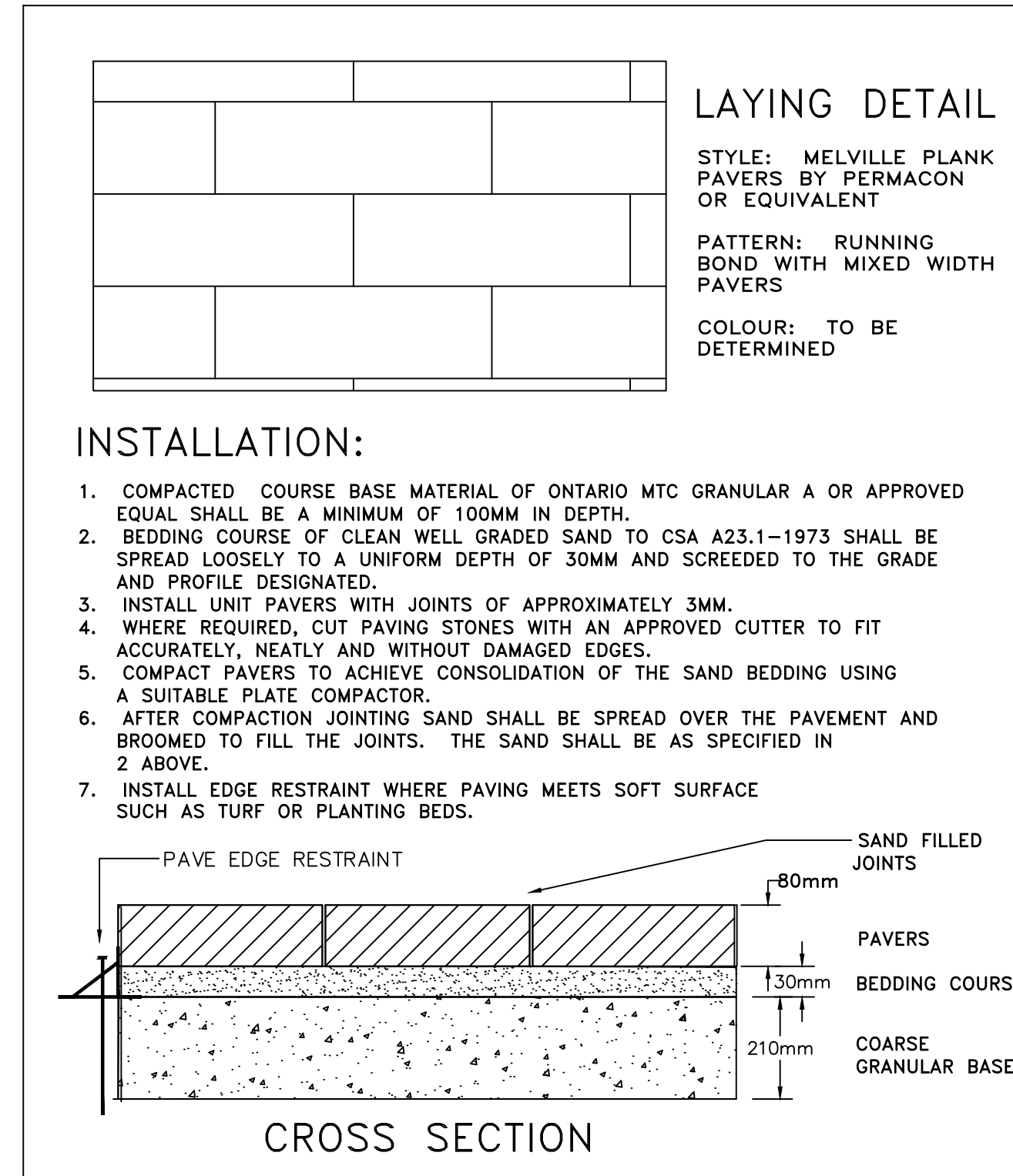
5 RIVERSTONE DETAIL
L202 SCALE: NTS



7 TREE PRESERVATION FENCING DETAIL
L202 SCALE: NTS



8 LANDSCAPE RETAINING WALL DETAIL
L202 SCALE: 1:10



6 UNIT PAVER DETAIL
L202 SCALE: NTS

LANDSCAPE NOTES

GENERAL NOTES:

1. CONTRACTOR TO VERIFY ALL DIMENSIONS AND CONDITIONS ON SITE PRIOR TO THE COMMENCEMENT OF WORK.
 2. GRADES WITHIN THE SITE AND AT PROPERTY LINE SHALL NOT EXCEED A 3:1 SLOPE.
 3. THE CONTRACTOR IS RESPONSIBLE FOR HAVING ALL UNDERGROUND SERVICES AND UTILITIES STAKED OUT PRIOR TO PLANTING.
- TREE PROTECTION:**
4. PROTECTIVE FENCING IS TO BE ERRECTED AROUND ALL EXISTING TREES TO BE PRESERVED WITHIN THE CONSTRUCTION AREA TO 1.0M BEYOND THE "DRIPLINE" AS NOTED ON THE OVERALL LANDSCAPE PLAN.
 5. ALL PROTECTIVE FENCING IS TO REMAIN IN PLACE AND IN GOOD REPAIR THROUGHOUT CONSTRUCTION.
 6. NO HEAVY EQUIPMENT IS TO BE OPERATED WITHIN THE PROTECTED AREA OF TREES TO BE SAVED.
 7. NO EXCAVATION SHOULD BE CARRIED OUT WITHIN THE DRIPLINES OF THE TREES TO BE SAVED.
 8. FLOODING WITHIN THE PROTECTED AREA IS TO BE AVOIDED.
 9. NO MATERIALS OR EQUIPMENT IS TO BE STORED WITHIN THE PROTECTIVE FENCING.
 10. NO CONTAMINANTS ARE TO BE DUMPED WITHIN THE PROTECTIVE FENCING.
 11. ANY LIMBS THAT ARE TO BE CUT OR REMOVED TO ACCOMMODATE CONSTRUCTION WORK WILL BE REMOVED CAREFULLY WITH PROPER PRUNING EQUIPMENT.
 12. IF ANY ROOT SYSTEMS OF PROTECTED TREES ARE EXPOSED OR DAMAGED BY CONSTRUCTION WORK, THEY SHALL BE TRIMMED NEATLY AND THEN BACKFILLED WITH TOPSOIL TO PREVENT DESICCATION.
 13. IF NECESSARY, THE TREES WILL BE GIVEN AN OVERALL PRUNING TO RESTORE THE BALANCE BETWEEN ROOTS AND TOP GROWTH OR TO RESTORE THE APPEARANCE OF THE TREE.
 14. ANY PRESERVED TREES THAT HAVE DIED OR HAVE BEEN DAMAGED BEYOND REPAIR, SHALL BE REPLACED BY THE CONTRACTOR AT HIS OWN EXPENSE WITH TREES OF A SIZE AND SPECIES AS APPROVED BY THE OWNER'S REPRESENTATIVE.
- TOPSOIL & FINISH GRADING:**
15. ALL SOIL SHALL BE TESTED BY A ASTM/CSA ACCREDITED SOIL TESTING LABORATORY AT THE SOURCE BEFORE DELIVERY TO THE SITE.
 16. THE CONTRACTOR IS RESPONSIBLE FOR AMENDMENTS AS RECOMMENDED BY THE SOIL TESTING LABORATORY.
 17. TOPSOIL IS TO BE FREE OF SUBSOIL, STONES 50MM IN DIAMETER OF LARGER, ROOTS, WEEDS, DEBRIS AND TOXIC MATERIAL.
 18. CONTRACTOR TO VERIFY THAT GRADES ARE CORRECT PRIOR TO PLACEMENT OF TOPSOIL.
 19. CULTIVATE THE ENTIRE AREA TO RECEIVE TOPSOIL TO A MINIMUM DEPTH OF 100MM.
 20. GRADE SOIL, ELIMINATING UNEVEN AREAS AND LOW SPOTS TO ENSURE POSITIVE DRAINAGE.
 21. SPREAD TOPSOIL TO THE FOLLOWING MINIMUM DEPTHS AFTER SETTLEMENT:
150mm FOR SODDED AND SEEDED AREAS
450mm FOR SHRUB BEDS
900mm FOR TREE PLANTING AREAS
 22. TOPSOIL FOR SODDED AREAS AND PLANTING BEDS TO CONSIST OF:
60-60% SAND
6-10% CLAY
20-40% SILT
5-5% ORGANIC MATTER
PH OF 7.5 OR LESS
 23. THE DEPTH OF TOPSOIL TO BE INSPECTED PRIOR TO SOD OR SEED APPLICATION.

TOPSOIL & FINISH GRADING:

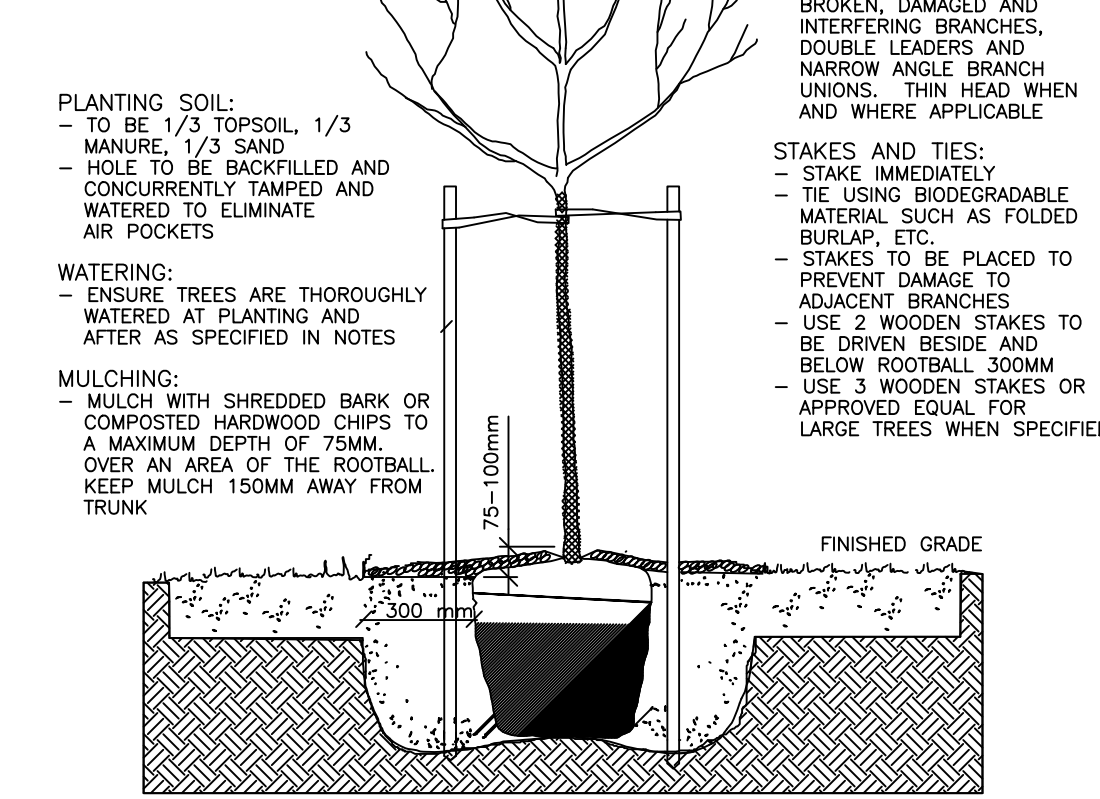
24. THE QUANTITIES INDICATED ON THE PLAN SUPERSEDE THE TOTALS ON THE PLANT LIST.
 25. EXCAVATE AND FILL PLANTING SOILS TO DEPTHS INDICATED BY PLANTING DETAILS.
 26. ALL PLANT MATERIAL TO CONFORM TO THE CANADIAN NURSERY TRADES ASSOCIATION METRIC SPECIFICATIONS AND STANDARDS.
 27. THE CONTRACTOR IS TO ENSURE THAT NO OPEN TREE PITS ARE LEFT UNATTENDED ON SITE.
 28. ALL EVERGREENS ARE TO BE WRAPPED THE FIRST WINTER AT THE EXPENSE OF THE CONTRACTOR.
 29. ALL TREES & SHRUBS ARE TO BE PLANTED AND STAKED IN ACCORDANCE WITH PLANTING DETAILS.
 30. OBTAIN APPROVAL FOR SUBSTITUTIONS FROM THE CONSULTANT.
 31. ALL TREE STAKES ARE TO BE REMOVED AT THE END OF THE WARRANTY PERIOD.
 32. ALL SHRUBS ARE TO BE INSTALLED IN CONTINUOUS PLANTING BEDS.
- SEEDING:**
33. LAWN AREAS ARE TO BE SEEDED WITH A LOW MAINTENANCE SEEDING OF:
40% AUDUBON CREEPING RED FESCUE
20% SOUTHPORT CHEWING FESCUE
20% CASCADE CHEWING FESCUE
20% FENWAY CREEPING RED FESCUE
 34. HYDROSEED AT AT RATE OF 185KG PER HECTARE
 35. EROSION CONTROL FABRICS TO BE INSTALLED ON ALL SLOPES GREATER THAN OR EQUAL TO 4:1.

PLANTING:

35. SOD SHALL BE NO. 1 GRADE NURSERY GROWN CONFORMING TO THE CANADIAN NURSERY TRADES ASSOCIATION SPECIFICATIONS AND STANDARDS.
 36. ALL SOD IS TO BE PLACED OVER A MINIMUM OF 150mm OF TOPSOIL.
 37. BOULEVARD IS TO BE RESTORED WITH FINE GRADING AND SODDING BY CONTRACTOR.
 38. THE BOTTOM OF ALL DRAINAGE SWALES ARE TO BE SODDED A MIN. OF 1.0m WIDE.
 39. WHERE THERE IS ANY DELAY IN INSTALLATION, THE SOD SHALL BE KEPT MOIST, COOL AND PROTECTED AGAINST ADVERSE WEATHER CONDITIONS AT ALL TIMES UNTIL INSTALLATION.
- MAINTENANCE:**
40. WATER PLANT MATERIAL 3 TIMES A WEEK FOR FIRST 4 WEEKS AND THEN SUFFICIENTLY THEREAFTER TO MAINTAIN OPTIMUM GROWING CONDITIONS UNTIL FINAL ACCEPTANCE (ONE YEAR FROM INSTALLATION).
 41. KEEP SOIL WITHIN PLANTING SAUCER AND WITHIN PLANTING BEDS FREE FROM WEEDS UNTIL FINAL ACCEPTANCE.
 42. WATER SOD SUFFICIENTLY TO MAINTAIN SOIL UNDER SOD CONTINUALLY MOIST TO DEPTH OF 75mm (MIN OF THREE TIMES PER WEEK FOR FIRST 4 WEEKS).
 43. FERTILIZE SODDED AREAS ONE MONTH AFTER SODDING WITH 2:1:1 RATIO FERTILIZER SPREAD EVENLY AT RATE OF 1kg OF NITROGEN/100m2 AND WATER IN WELL.
 44. MAINTAIN SODDED AND SEEDED AREAS WEED FREE UNTIL FINAL ACCEPTANCE.
- WARRANTY:**
45. ALL MATERIALS AND WORKMANSHIP TO BE GUARANTEED FOR ONE FULL YEAR FROM SUBSTANTIAL COMPLETION OF WORK.
 46. THE CONTRACTOR IS TO REMEDY ANY DEFECTS AND PAY FOR ANY DAMAGE TO OTHER WORK RESULTING THEREFROM, WITHIN A PERIOD OF ONE YEAR. ALL PLANT MATERIAL USED AS REPLACEMENTS SHALL BE OF THE SAME QUALITY AND REQUIREMENTS PRESCRIBED FOR ORIGINAL MATERIALS.

PLANTING NOTES

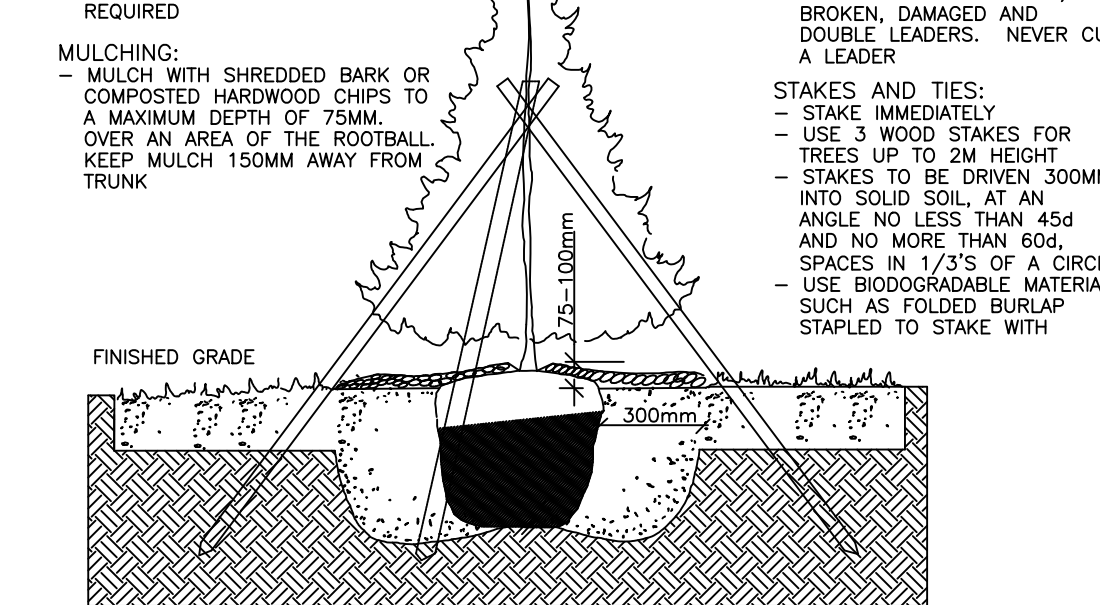
- CONTRACTOR IS RESPONSIBLE FOR OBTAINING WRITTEN CONFIRMATION OF UTILITY LOCATES PRIOR TO COMMENCING DIGGING
- TRUNK PROTECTION:**
- TRUNK WRAPPING IN PLACE PRIOR TO PLANTING TO BE TOTALLY REMOVED FOR TRUNK INSPECTION
 - WHEN REQUIRED USE ONLY APPROVED TREE WRAP MATERIAL AND INSTALL FROM THE GROUND UP TO ABOVE THE LOWEST BRANCHES
 - WRAP WITH PLASTIC RODENT GUARDS TO FIRST BRANCHES
- PLANTING SOIL:**
- TO BE 1/3 TOPSOIL, 1/3 MANURE, 1/3 SAND
 - HOLE TO BE BACKFILLED AND CONCURRENTLY TAMPED AND WATERED TO ELIMINATE AIR POCKETS
- WATERING:**
- ENSURE TREES ARE THOROUGHLY WATERED AT PLANTING AND AFTER AS SPECIFIED IN NOTES
- MULCHING:**
- MULCH WITH SHREDDED BARK OR COMPOSTED HARDWOOD CHIPS TO A MAXIMUM DEPTH OF 75MM. OVER AN AREA OF THE ROOTBALL. KEEP MULCH 150MM AWAY FROM TRUNK
- PLANTING DEPTH:**
- IN HEAVY CLAY OR POORLY DRAINED SOIL ALL WOODY PLANTS TO BE PLACED SO THAT THE ROOT COLLAR IS POSITIONED 75-100MM HIGHER THAN SURROUNDING GRADE
- CROWN PRUNING:**
- PRUNE AT PLANTING TO CAREFULLY REMOVE DEAD, BROKEN, DAMAGED AND INTERFERING BRANCHES, DOUBLE LEADERS AND NARROW ANGLE BRANCH UNLESS: THIN HEAD WHEN AND WHERE APPLICABLE
- STAKES AND TIES:**
- STAKE IMMEDIATELY
 - USE BIODEGRADABLE MATERIAL SUCH AS FOLDED BURLAP, ETC.
 - STAKES TO BE PLACED TO PREVENT DAMAGE TO ADJACENT BRANCHES
 - USE 2 WOODEN STAKES TO BE DRIVEN BESIDE AND BELOW ROOTBALL 300MM
 - USE 3 WOODEN STAKES OR APPROVED EQUAL FOR LARGE TREES WHEN SPECIFIED



DECIDUOUS TREE PLANTING DETAIL N.T.S.

PLANTING NOTES


- CONTRACTOR IS RESPONSIBLE FOR OBTAINING WRITTEN CONFIRMATION OF UTILITY LOCATES PRIOR TO COMMENCING DIGGING
- PLANTING SOIL:**
- IN HEAVY CLAY OR POORLY DRAINED SOIL ALL WOODY PLANTS TO BE PLACED SO THAT THE ROOT COLLAR IS POSITIONED 75-100MM HIGHER THAN SURROUNDING GRADE
- WATERING:**
- ENSURE TREES ARE THOROUGHLY WATERED AT PLANTING AS REQUIRED
- MULCHING:**
- MULCH WITH SHREDDED BARK OR COMPOSTED HARDWOOD CHIPS TO A MAXIMUM DEPTH OF 75MM. OVER AN AREA OF THE ROOTBALL. KEEP MULCH 150MM AWAY FROM TRUNK
- PLANTING DEPTH:**
- IN HEAVY CLAY OR POORLY DRAINED SOIL ALL WOODY PLANTS TO BE PLACED SO THAT THE ROOT COLLAR IS POSITIONED 75-100MM HIGHER THAN SURROUNDING GRADE
- CROWN PRUNING:**
- PRUNE AT PLANTING TO CAREFULLY REMOVE DEAD, BROKEN, DAMAGED AND DOUBLE LEADERS. NEVER CUT A LEADER
 - STAKES TO BE DRIVEN 300MM INTO SOIL SOIL AT AN ANGLE NO LESS THAN 45d AND NO MORE THAN 60d. SPACES IN 1/3'S OF A CIRCLE
 - USE BIODEGRADABLE MATERIAL SUCH AS FOLDED BURLAP STAPLED TO STAKE WITH
- STAKES AND TIES:**
- STAKE IMMEDIATELY
 - USE 3 WOOD STAKES FOR TREE UP TO 2M HEIGHT
 - STAKES TO BE DRIVEN 300MM INTO SOIL SOIL AT AN ANGLE NO LESS THAN 45d AND NO MORE THAN 60d. SPACES IN 1/3'S OF A CIRCLE
 - USE BIODEGRADABLE MATERIAL SUCH AS FOLDED BURLAP STAPLED TO STAKE WITH



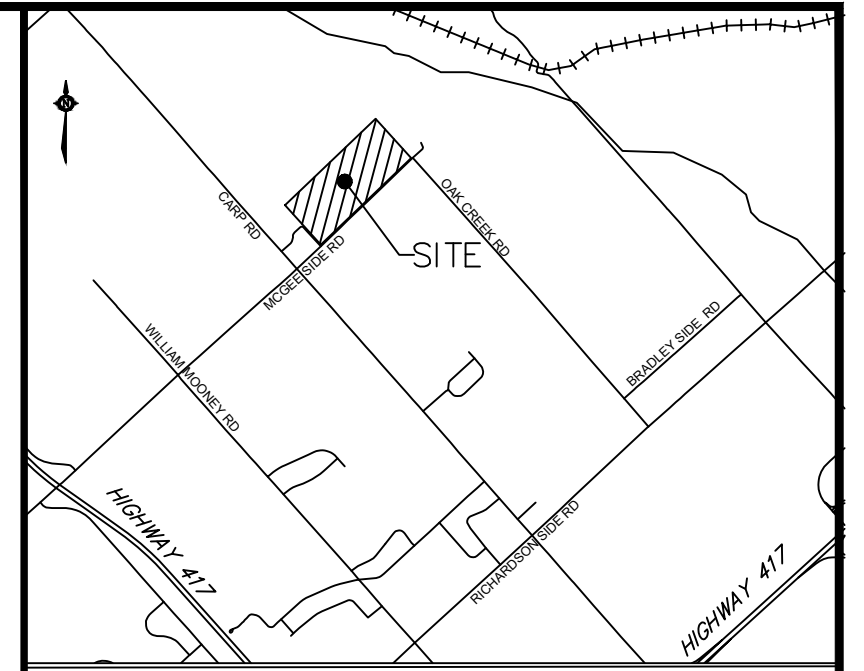
CONIFEROUS TREE PLANTING DETAIL N.T.S.

PLANTING NOTES

- CONTRACTOR IS RESPONSIBLE FOR OBTAINING WRITTEN CONFIRMATION OF UTILITY LOCATES PRIOR TO COMMENCING DIGGING
- PLANTING SOIL:**
- TO BE 1/3 TOPSOIL, 1/3 MANURE, 1/3 SAND
 - HOLE TO BE BACKFILLED AND CONCURRENTLY TAMPED AND WATERED TO ELIMINATE AIR POCKETS
- WATERING:**
- ENSURE SHRUBS ARE THOROUGHLY WATERED AT PLANTING AS REQUIRED
- LANDSCAPE FABRIC:**
- USE DUPONT GREENVISTA OR EQUIVALENT BETWEEN PLANTING SOIL & MULCH. OVERLAP SEAMS.
- PLANTING DEPTH:**
- PLANTING HOLE SHOULD ONLY BE DEEP ENOUGH TO ACCOMMODATE THE ROOTBALL DEPTH
 - MAINTAIN THE ORIGINAL GRADE OF SHRUBS
 - CREATE SAUCER AROUND SHRUBS.
- PRUNING:**
- CLEARLY PRUNE ONLY DAMAGED, DISEASED AND/OR WEAK BROKEN, DAMAGED AND BRANCHES
- MULCHING:**
- MULCH SURFACE OF BED WITH HARDWOOD CHIPS TO A DEPTH OF 75MM.



SHRUB PLANTING
BALLED & BURLAPPED & CONTAINER GROWN N.T.S.



KEY PLAN Scale: n.t.s.

No	Date	Description
4	30 AUG 19	RESUBMIT FOR SITE PLAN APPROVAL
3	15 JUN 19	SUBMIT FOR SITE PLAN APPROVAL
2	29 MAY 19	COORDINATED WITH GRADING/SERVICING
1	24 JUN 18	ISSUED FOR PRICING

Revisions:

30 AUG 19

CATHERINE H. KIRK
Landscape Architect
1379 CONCESSION 10, FORMOSA, ONT. N0G 1W0
TEL: (519) 623-9324

Pincrest Remembrance Services

HIGHLAND PARK REMEMBRANCE
2037 MCGEE SIDE ROAD
OTTAWA, ONTARIO

LANDSCAPE NOTES & DETAILS

Scale: AS NOTED

Date: 13 MARCH 2018

Project No.: 201721

File No.: D07-12-19-0112

Drawing Number: L202