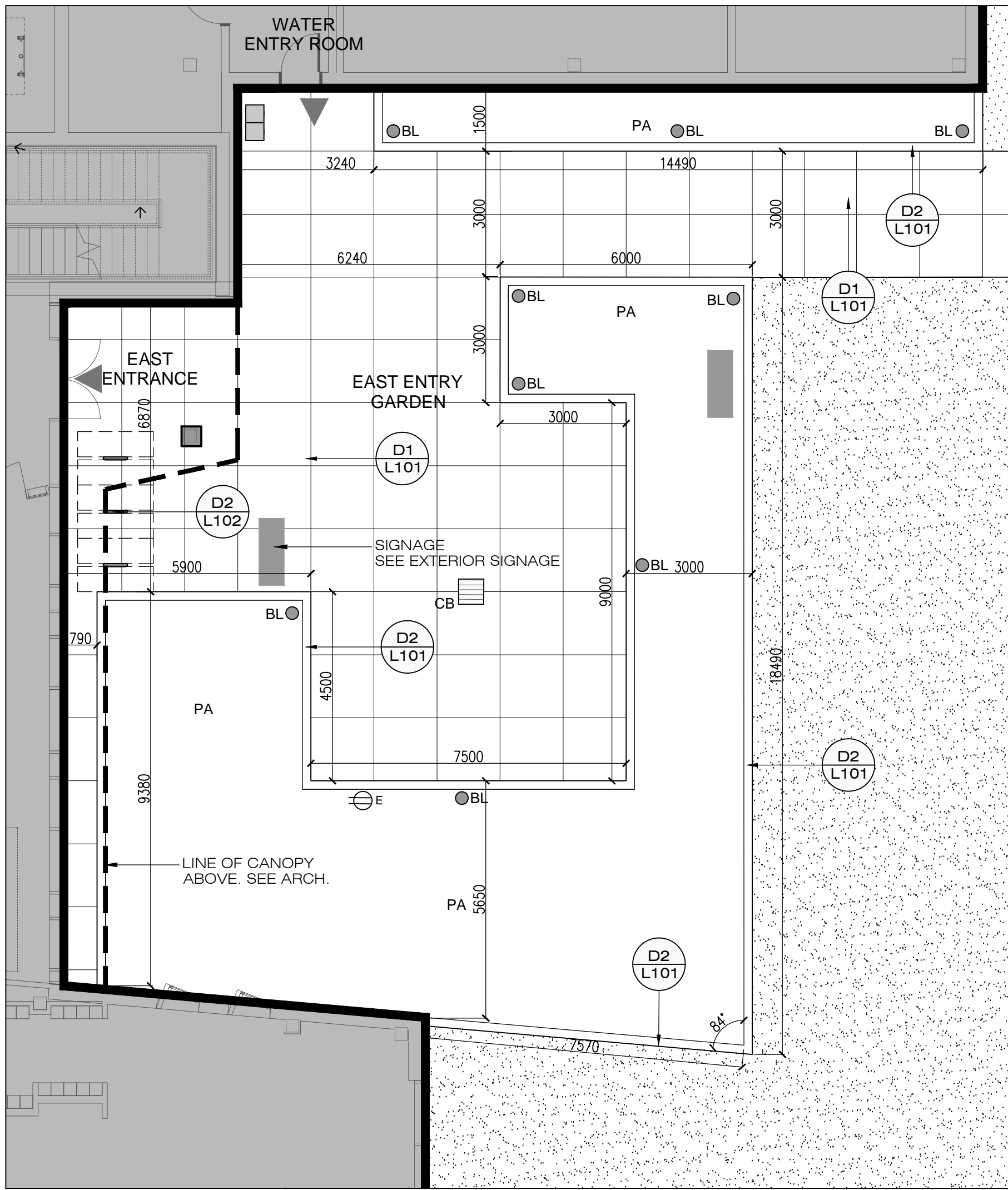


MONTFORT HOSPITAL  
ORLEANS HEALTH HUB

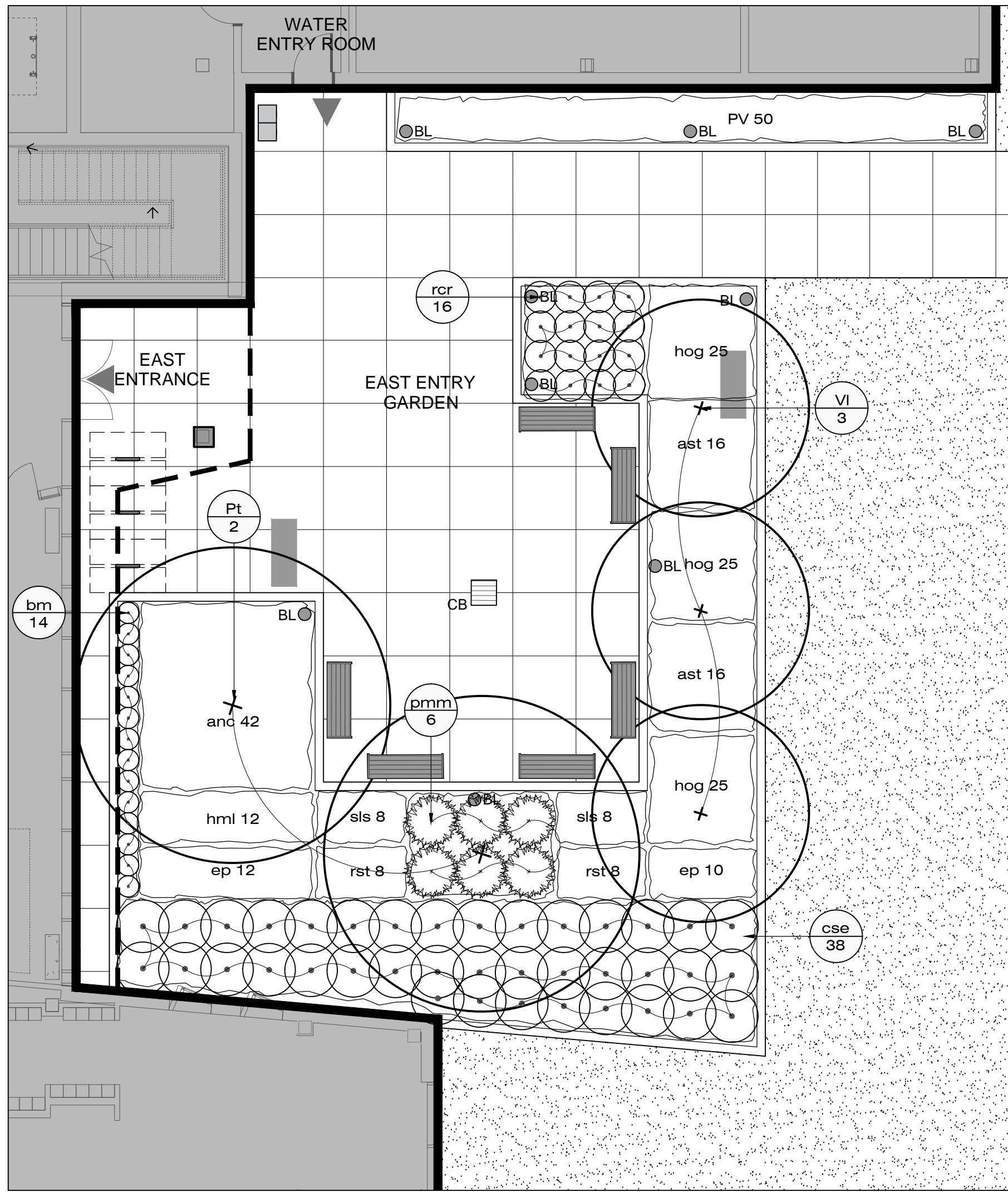
LEGEND

	CONCRETE PAVING		BOLLARD LIGHT SEE ELEC.
	DECIDUOUS TREE		CATCH BASIN SEE CIVIL
	CONIFEROUS TREE		ELECTRICAL OUTLET SEE ELEC.
	DECIDUOUS SHRUBS		ORNAMENTAL METAL FENCE 1800HT
	CONIFEROUS SHRUBS		
	PLANTER CURB - 100HT X 200W TYP.		
	SEEDED MEADOW NATIVE MIX		
	PERENNIALS, GROUNDCOVERS & GRASSES		
	BIKE RINGS		
	WASTE & RECYCLING STATION		
	BENCH TYPE ONE		



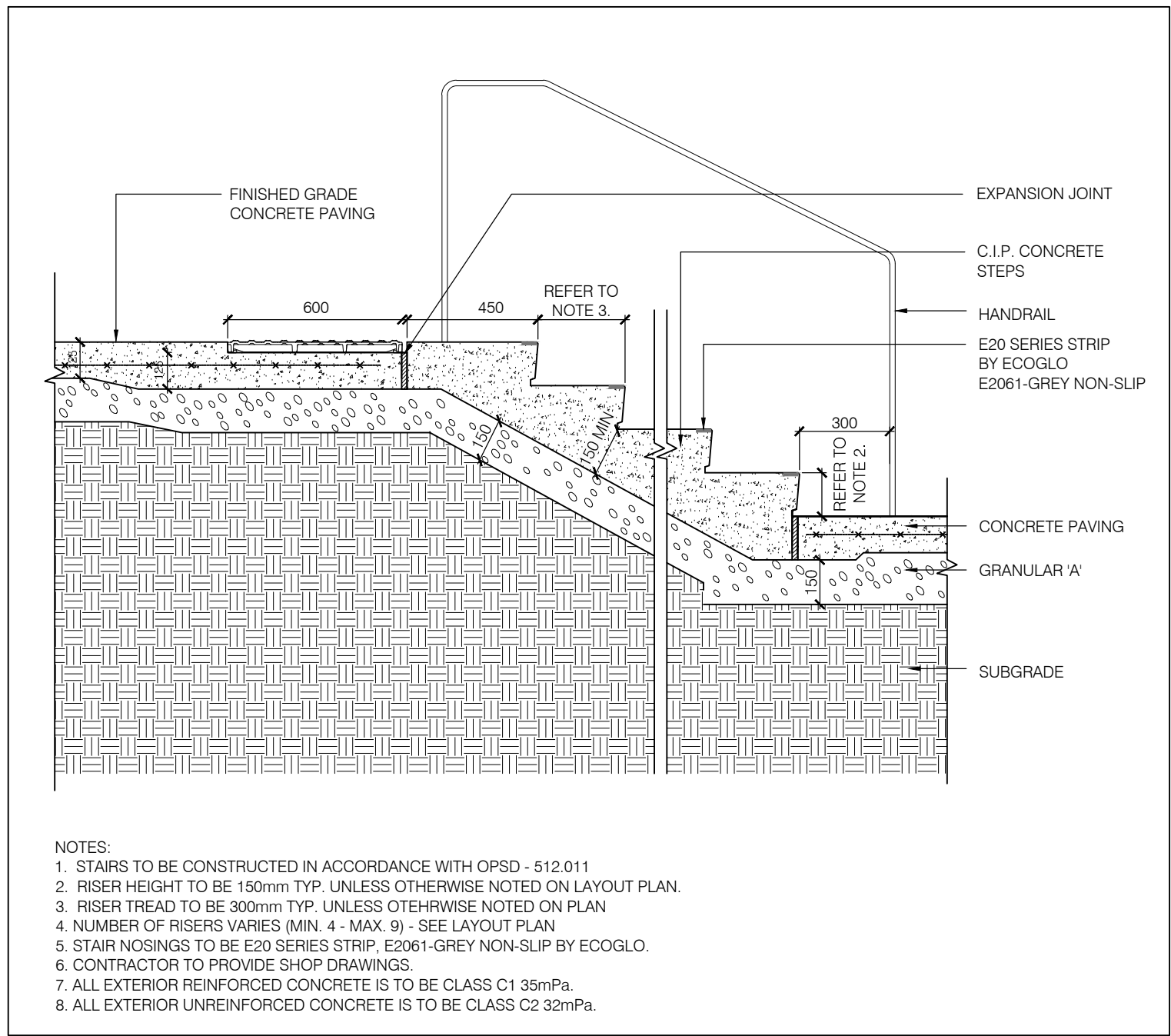
L1  
L107 EAST ENTRY GARDEN LAYOUT  
PLAN

SCALE 1:100



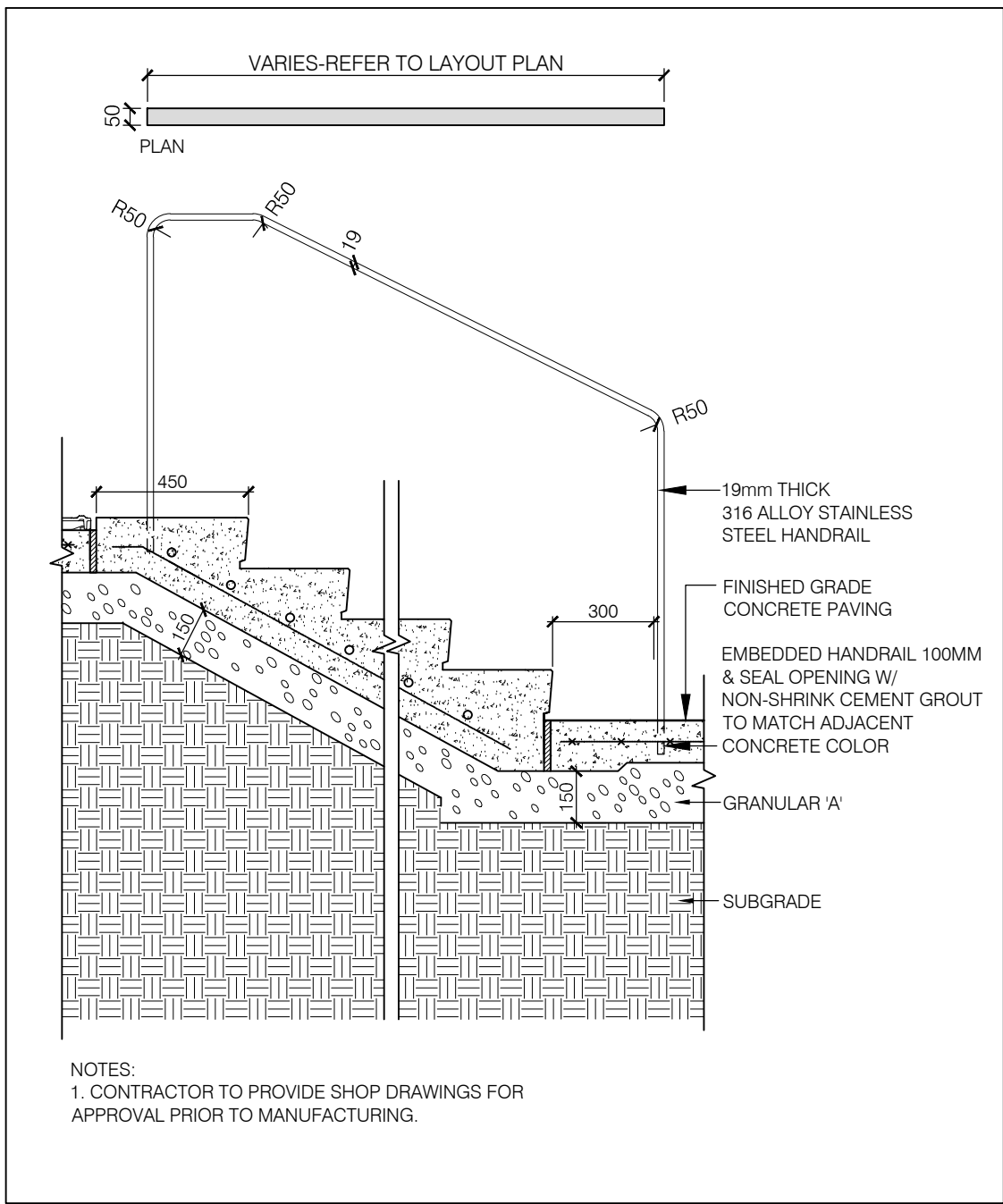
L3  
L107 EAST ENTRY GARDEN PLANTING  
PLAN

SCALE 1:100



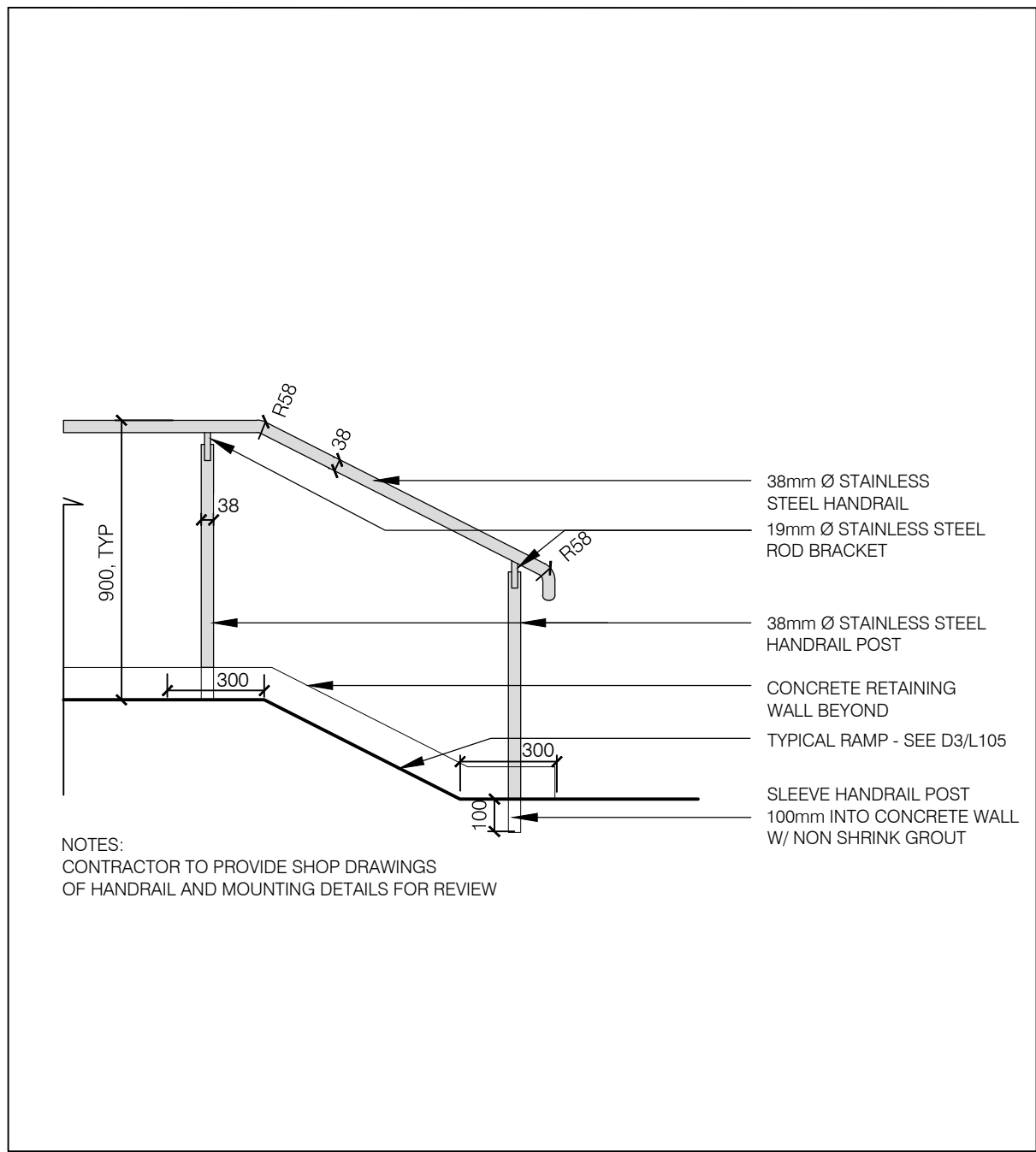
D1  
L107 TYPICAL CONCRETE STEPS AT THERAPEUTIC GARDEN  
SECTION

SCALE 1:20



D2  
L107 TYPICAL HANDRAIL AT THERAPEUTIC GARDEN  
PLAN / SECTION

SCALE 1:20



D3  
L107 TYPICAL RAMP HANDRAIL DETAIL  
PLAN / SECTION

SCALE 1:20

EAST ENTRY GARDEN PLANT LIST

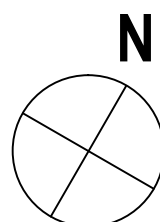
Key	Qty.	Botanical Name	Common Name	Cal.	Spnd.	Hgt.	Root	Native/ Drought Tolerant
<b>TREES</b>								
Pt	2	Populus tremuloides	Trembling Aspen	75			B&B	native, drought tolerant
VI	3	Viburnum lentago	Nannyberry			2500	B&B	native, drought tolerant
<b>SHRUBS</b>								
bm	14	Buxus microphylla 'Koreana'	Korean Boxwood			800	3 gallon pot	
cse	38	Cornus sericea	Red Osier Dogwood			800	3 gallon pot	drought tolerant
prmm	6	Pinus mugo 'Mugo'	Mugo Pine			600	3 gallon pot	native
<b>PERENNIALS</b>								
anc	42	Anemone canadensis	Native Anemone	W			1 gallon pot	native, drought tolerant
ast	32	Aster divaricatus	White Wood Aster				1 gallon pot	native
ep	22	Echinacea purpurea	Purple Coneflowers	P			1 gallon pot	
hml	12	Heimerallia 'Line Frills'	Line Frills Daylily	L-V			1 gallon pot	drought tolerant
hog	75	Hosta 'Guacamole'	Guacamole	W			1 gallon pot	
rst	16	Rudbeckia triloba	Three-lobed Coneflower				1 gallon pot	native
sls	16	Salvia superba	Violet Sage	V			1 gallon pot	
<b>ROSES</b>								
rcr	16	Rosa 'Carolina'	Caroline Rose	Ph			2 gallon pot	
<b>GRASSES</b>								
PV	50	Panicum Virgatum 'Rubrum'	Red Switch Grass					

APPROVED  
By Jeff McEwen at 10:12 am, Jun 11, 2019

JEFF MCEWEN P.ENG.  
MANAGER, DEVELOPMENT REVIEW EAST BRANCH  
PLANNING, INFRASTRUCTURE & ECONOMIC  
DEVELOPMENT DEPARTMENT, CITY OF OTTAWA

MARK	DATE	DESCRIPTION
1.	17-06-16	ISSUED FOR REVIEW
2.	17-09-21	ISSUED FOR REVIEW
3.	17-11-10	MOHLTC STAGE 3.2 SKETCH PLAN
4.	18-02-16	ISSUED FOR 50% PEER REVIEW
5.	18-02-23	ISSUED FOR PEER REVIEW
6.	18-04-24	ISSUED FOR PRE-BID ESTIMATE
7.	18-05-04	ISSUED FOR COORDINATION
8.	18-07-20	ISSUED FOR STAGE 4a SUBMISSION
9.	18-09-25	ISSUED FOR 100% REVIEW
10.	18-10-09	ISSUED FOR RFP
11.	18-10-26	ISSUED FOR BUILDING PERMIT
12.	18-11-02	REVISED SPA
13.	19-03-27	ISSUED FOR REVISED SPA

Project Number  
Original Issue  
Scale: 1:100



Sheet Name

EAST ENTRY GARDEN LAYOUT  
& PLANTING PLANS & DETAILS

Sheet Number

L107

Project Status

DESIGN CONCEPT