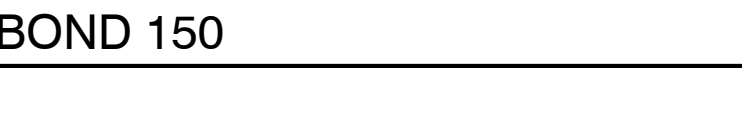
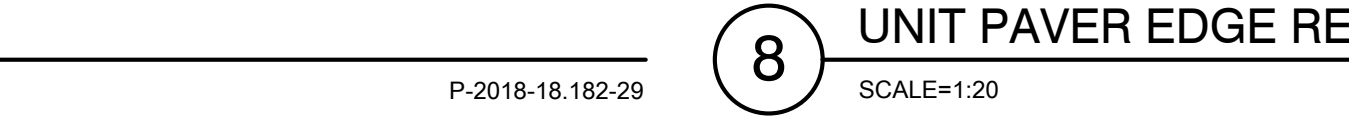




<p>NOTE: THE CONTRACTOR IS TO SUPPLY TOPSOIL/FILL MATERIAL TO THE DEPTHS INDICATED ON THE CHART BELOW.</p>	
TOPSOIL DEPTH CHART	
LANDSCAPE AREAS	DEPTH IN mm
LAWN AREAS (SOO)	150
LAWN AREAS (SEED)	150
PLANTING BEDS - GRASSES, PERENNIALS AND GROUNDCOVER	300
PLANTING BEDS - MEDIUM AND SMALL SHRUBS	450
RAISED PLANTERS	600
SHADE AND ORNAMENTAL TREES	PER TREE INSTALLATION DETAIL



100

INSTALLATION AS PER
MANUFACTURER'S DETAILS AND
SPECIFICATIONS. CONTRACTOR
TO PROVIDE COLOUR SAMPLES
FOR CLIENT REVIEW AND
APPROVAL PRIOR TO
CONSTRUCTION.

CONTRACTOR MUST VERIFY ALL DIMENSIONS ON THE JOB AND REPORT ANY DISCREPANCY TO THE LANDSCAPE ARCHITECT BEFORE PROCEEDING WITH THE WORK.

ALL DRAWINGS AND SPECIFICATIONS ARE INSTRUMENTS OF SERVICE AND THE PROPERTY OF THE LANDSCAPE ARCHITECT WHICH MUST BE RETURNED AT THE COMPLETION OF THE WORK.


ALL DRAWINGS TO BE USED FOR CONSTRUCTION ONLY WHEN SIGNED BY THE LANDSCAPE ARCHITECT.

20 Champlain Blvd. Suite 102 - Toronto ON - M3H 2Z1 info@terraplan.ca www.terraplan.ca

20 Champlain Blvd. Suite 102 - Toronto ON - M3H 2Z1 info@terraplan.ca www.terraplan.ca

COMMERCIAL PROJECT

DRAWING



SHEET NO: LD-100

