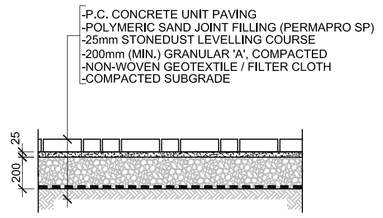

1a L2.01 UNIT PAVING NTS

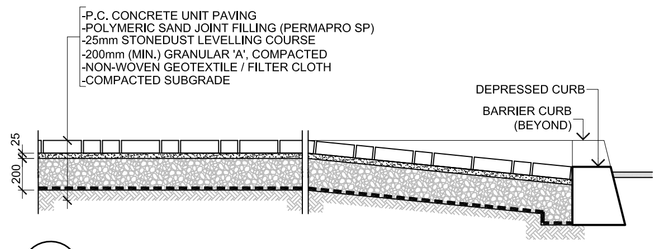

1b L2.01 UNIT PAVING/ CURB SECTION NTS

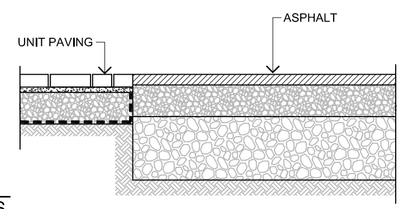

1c L2.01 UNIT PAVING/ ASPHALT NTS

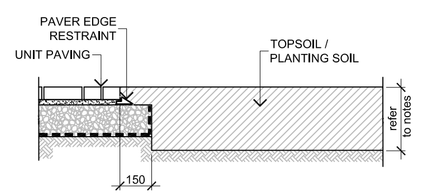

1d L2.01 UNIT PAVING/ SOD / PLANTING SECTION NTS

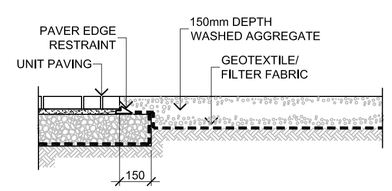

1e L2.01 UNIT PAVING/ AGGREGATE SECTION NTS

1 L2.01 UNIT PAVING DETAILS NTS

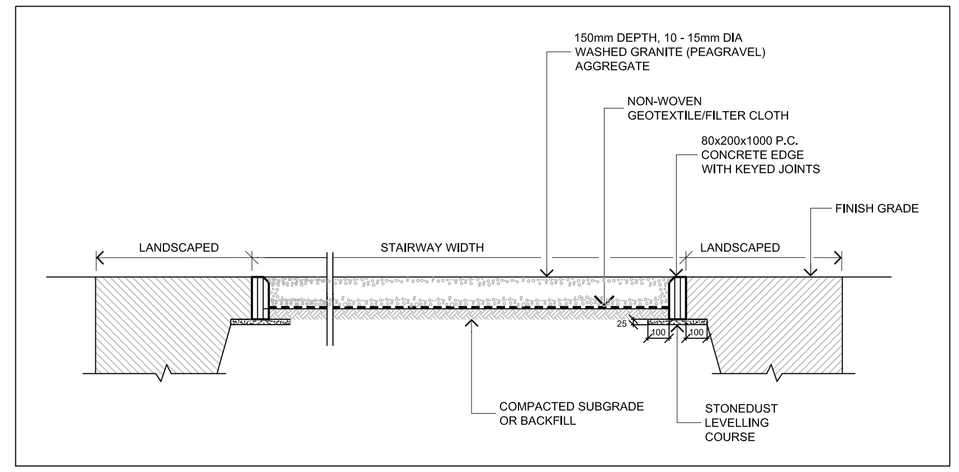

3 L2.01 AGGREGATE SURFACE SECTION (UNDER STAIRWAY) 1:20

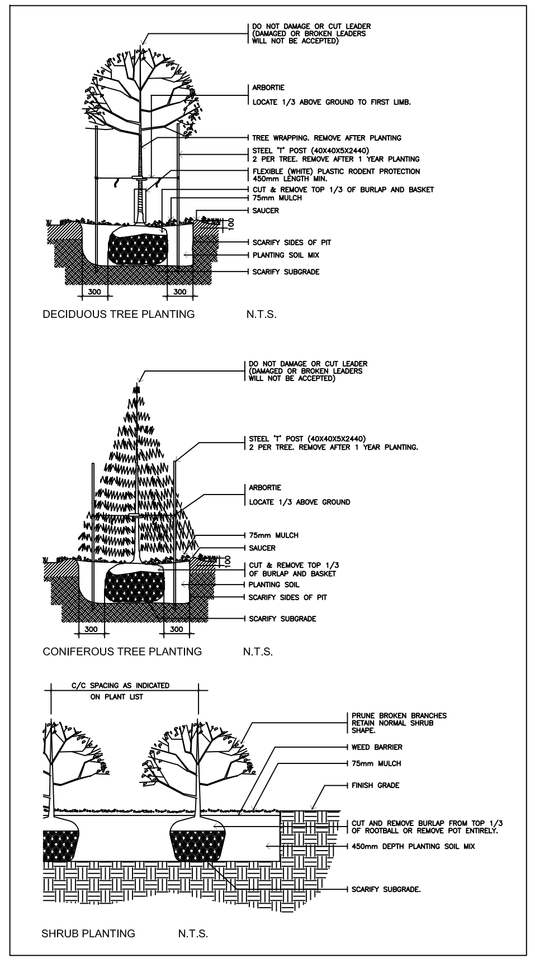

4 L2.01 PLANTING DETAILS NTS

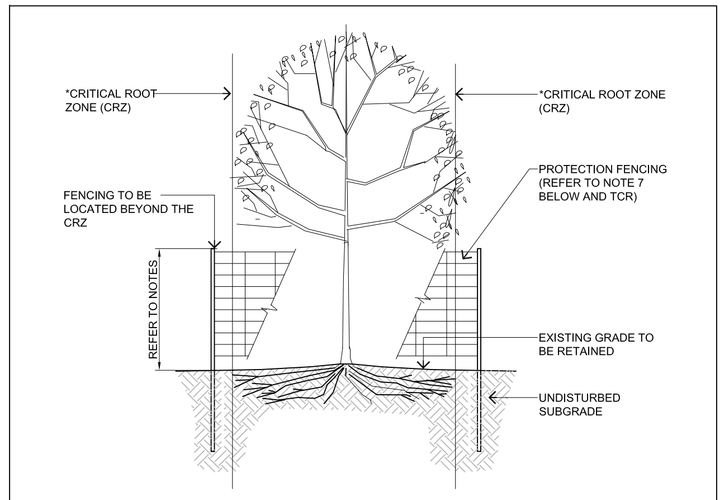

NOTES:

* THE CRITICAL ROOT ZONE (CRZ) IS ESTABLISHED AS BEING 10 cm THE DISTANCE FROM THE TRUNK OF TREE FOR EVERY cm OF TRUNK DBH. THE CRZ IS CALULATED AS DBH x 10cm

1. THE AREA WITHIN THE CRITICAL ROOT ZONE (CRZ) OF ALL EXISTING TREES SHALL BE PROPERLY PROTECTED WITH FENCING AS DETAILED.
2. THE AREA WITHIN THE PROTECTED FENCING SHALL REMAIN UNDISTURBED AND SHALL NOT BE USED FOR THE STORAGE OF MATERIALS, EQUIPMENT OR VEHICLES.
3. PRUNE BRANCHES TO REMOVE DAMAGED LIMBS, DO NOT DAMAGE LEADERS.
4. CUTTING OF ROOTS OR CHANGING OF GRADES AROUND EXISTING TREES TO BE PRESERVED WILL NOT BE PERMITTED WITHOUT THE APPROVAL OF THE CONSULTANT.
5. IF TREES ARE BEING ADVERSELY AFFECTED BY CONSTRUCTION, A WATERING AND FERTILIZING PROGRAM IS TO BE SETUP TO THE SATISFACTION OF THE CITY.
6. TREE PROTECTION FENCING MAY BE REQUIRED AROUND INDIVIDUAL TREES TO REMAIN AND/OR AROUND TREE PRESERVATION ZONES AS IDENTIFIED ON THE PLANS.
7. TREE PROTECTION FENCING OPTIONS (TO BE APPROVED BY CITY):
   - .01 1.2m HT. MIN. SOLID PLYWOOD HOARDING MOUNTED ON WOOD POSTS, 2.4m c/c MIN.
   - .02 1.2m HT. MIN.CHAIN-LINK FENCE MOUNTED ON TUBULAR STEEL SUPPORT POSTS OR 'T' POSTS, 2.4m c/c MIN. 2.4m c/c MIN.
   - .03 1.2m HT. MIN. HIGH VISIBIITY (INTERNATIONAL ORANGE) PLASTIC FABRIC (HIGH DENSITY POLYETYLENE) MOUNTED ON WOOD FRAME w/ TOP AND BOTTOM WOOD RAILS.

5 L2.01 TREE PROTECTION BARRIER NTS

TYPICAL CROSS SECTION – INSTALLATION FOR MEGA-MELVILLE PLUS, MEGA-LAFITT.

A Concrete pavers
B Laying bed 25 mm (1 in)
C 0-20 mm (0-3/4 in) compacted foundation
250 mm (10 in) sandy soil
400 mm (16 in) clay soil
D Concrete step
E Perforated drain 100 mm (4 in) Ø connected to services
F 12 mm (1/2 in) maximum laying bed must be compacted
G Geotextile

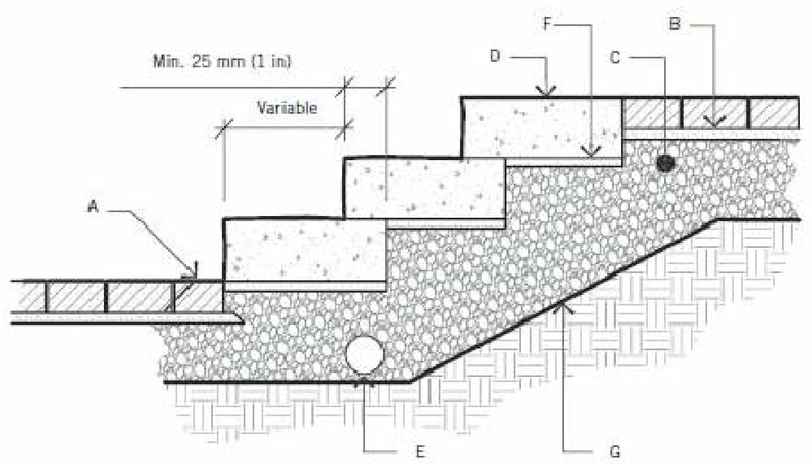

2 L2.01 P.C. CONCRETE STEP(S)/RISER(S) SECTION NTS

TYPE: MEGA-MELVILLE PLUS STEP (PERMACON)
COLOR: RANGE NEWPORT GREY

no.	date	revision
08	APR.2/19	PER CITY COMMENTS
07	JAN.16/19	ISSUE FOR TENDER REVIEW (PHASE 2)
06	DEC.7/18	ISSUE FOR PHASE 2 SPA
05	AUG. 3/18	PER CITY COMMENTS (4)
04	JULY 5/18	ISSUED FOR SITE PLAN APPROVAL
03	MAR. 29/18	PER CITY COMMENTS (2)
02	NOV.28/17	PER CITY COMMENTS (1) / REVISED SITE
01	JUNE 12/17	ISSUE FOR SPA

ONTARIO ASSOCIATION OF LANDSCAPE ARCHITECTS
RICHARD J. LEVSTEK
OALA
MEMBER

Contractor shall check and verify all dimensions on site and report all errors and/or omissions to the Consultant.

Work to be done in accordance with all applicable codes and by-laws.

Do not scale Drawing.

This Drawing shall not be used for construction until signed by the Consultant.

Copyright reserved. This Drawing is the exclusive property of Levstek Consultants Inc. and shall not be used without consent.

Consultant

LEVSTEK CONSULTANTS
LANDSCAPE ARCHITECTS
5871 Hugh Crescent · Ottawa · Ontario · K0A 2W0
613 · 826 · 0518

Client

Greatwise DEVELOPMENTS

Project

FRESH TOWNS
2710 DRAPER AVENUE
PHASE 2
OTTAWA ONTARIO

Drawing Title

LANDSCAPE DETAILS

Drawn	Date	Drawing No.
MGB	SEPT. 2018	L2.01
Scale: AS NOTED	Project No.: 1130.02	

D07-12-18-0184

#17529