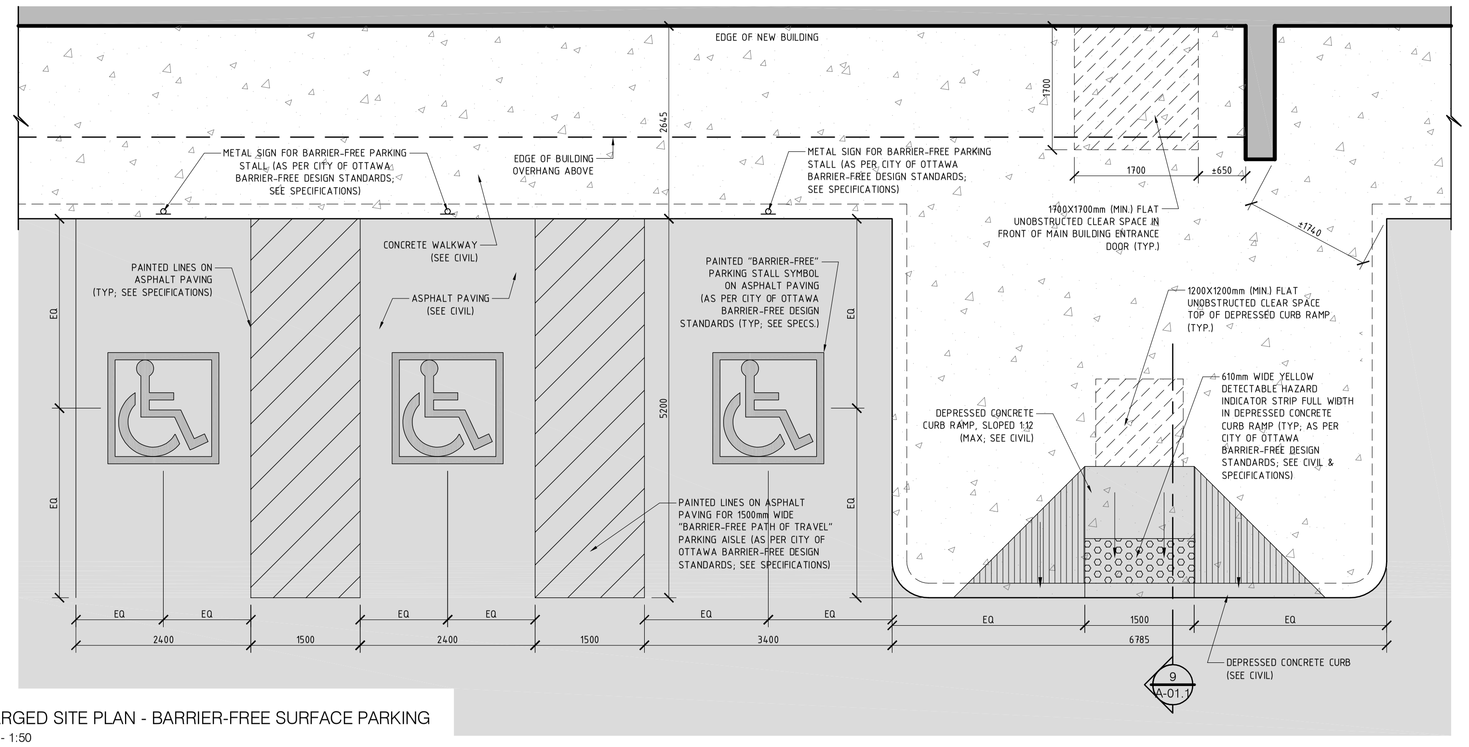

1 A-01.1 ENLARGED SITE PLAN - BARRIER-FREE SURFACE PARKING
SCALE - 1:50

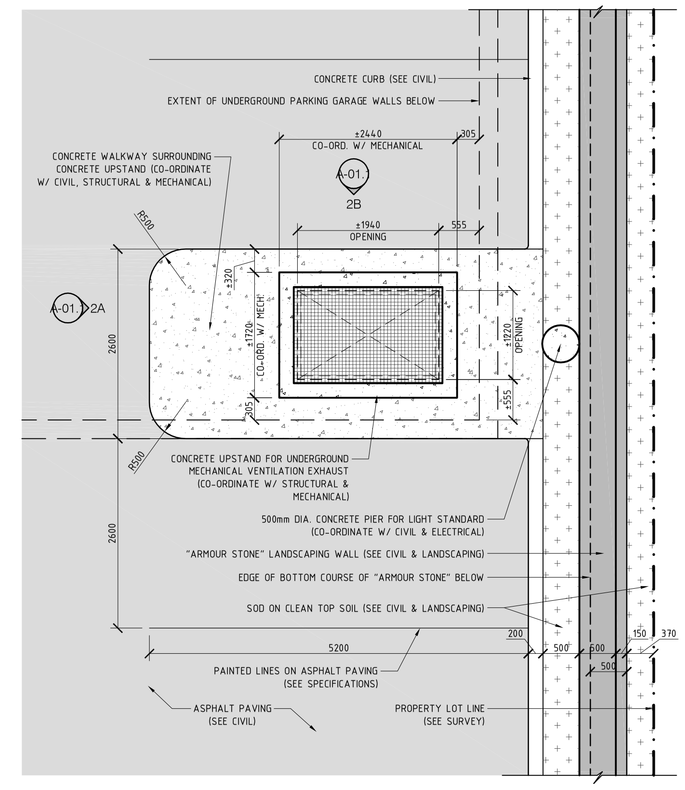

2 A-01.1 CONCRETE UPSTAND FOR MECHANICAL EXHAUST VENT PLAN
SCALE - 1:50

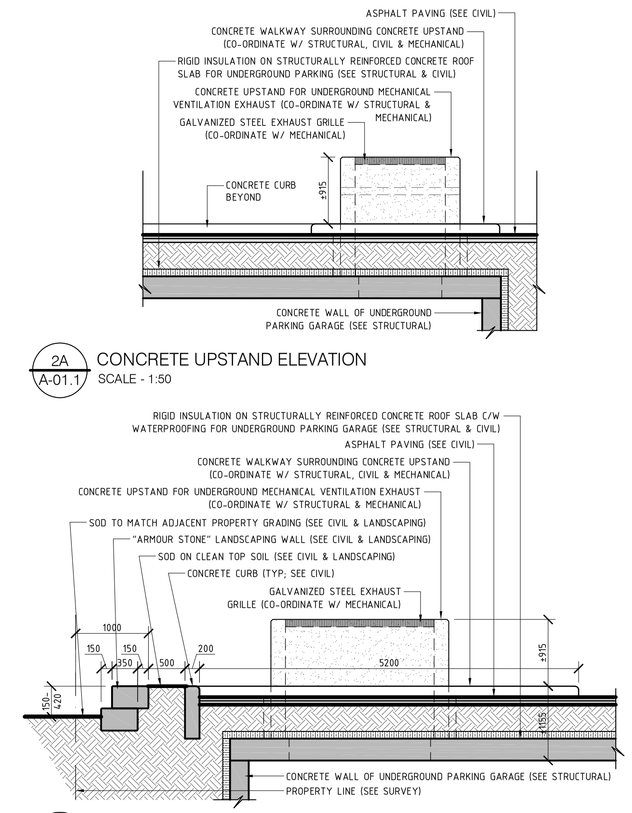

2A A-01.1 CONCRETE UPSTAND ELEVATION
SCALE - 1:50

2B A-01.1 CONCRETE UPSTAND / "ARMOUR STONE" ELEVATION
SCALE - 1:50

NOTES
CONCRETE SLAB CONSTRUCTION:
30 MPA CONCRETE AIR ENTRAINED CONCRETE 2-20M T & B ALL AROUND WITH CORNER BARS 750 X 750.
GATE CONSTRUCTION:
STEEL H.S.S. 76X76X4.8mm ON FOUR SIDES AND DIAGONAL MEMBER PER GATE. RE-DRILL AS REQUIRED FOR INSTALLING COMPOSITE WOOD FENCING. NOTE: ALL STEEL TO BE SHOP PRIMED WITH ZINC RICH PRIMER & PAINTED WITH TWO COATS OF EXTERIOR ENAMEL PAINT. ALL WOOD TO BE PRESSURE TREATED WHERE APPLICABLE. NOTE – ALL STEEL MEMBERS TO BE SHOP PRIMED WITH ZINC RICH PRIMER AND PAINTED WITH TWO COATS OF EXTERIOR ENAMEL PAINT.

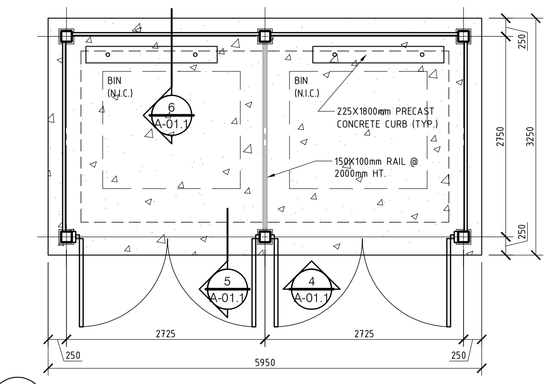

3 A-01.1 GARBAGE / RECYCLING ENCLOSURE PLAN
SCALE - 1:50

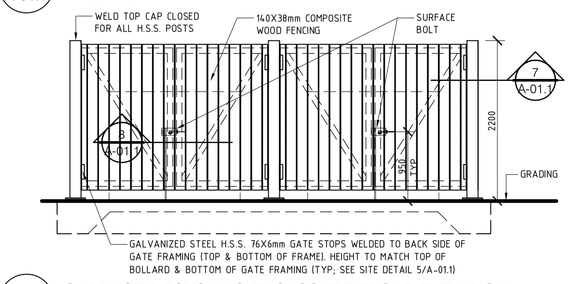

4 A-01.1 GARBAGE/RECYCLING ENCLOSURE FRONT ELEVATION
SCALE - 1:50

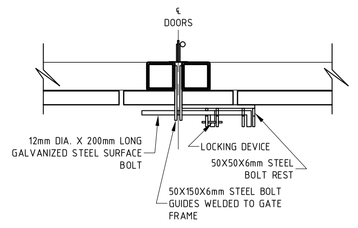

8 A-01.1 GARBAGE ENCLOSURE LATCH DETAIL
SCALE - 1:10

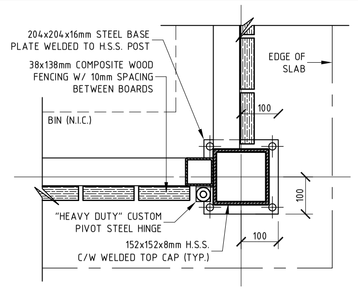

7 A-01.1 GARBAGE ENCLOSURE GATE PIVOT DETAIL
SCALE - 1:10

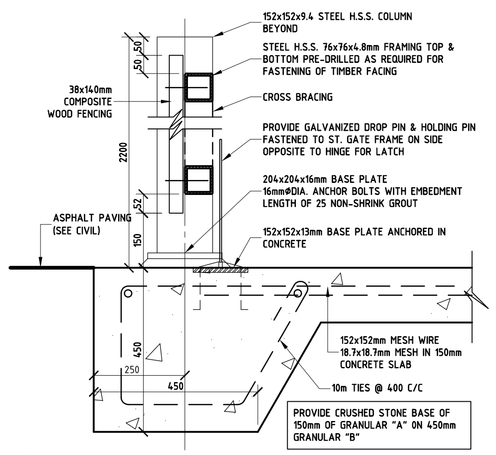

5 A-01.1 GARBAGE/RECYCLING ENCLOSURE GATE DETAIL
SCALE - 1:10

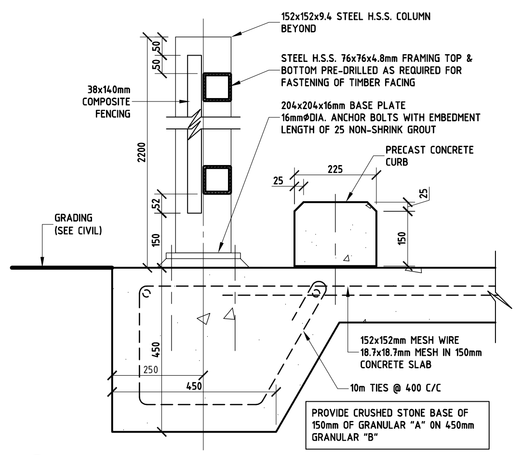

6 A-01.1 GARBAGE/RECYCLING ENCLOSURE CURB DETAIL
SCALE - 1:10

10 A-01.1 NOT USED

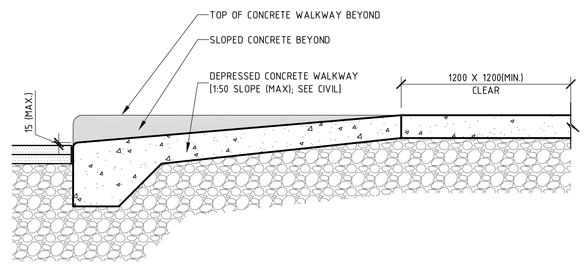

9 A-01.1 DEPRESSED CURB / WALKWAY DETAIL (TYP.)
SCALE - 1:20

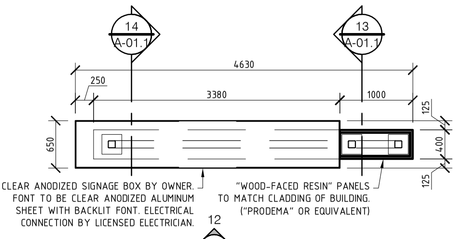

11 A-01.1 PYLON SIGN PLAN
SCALE - 1:50

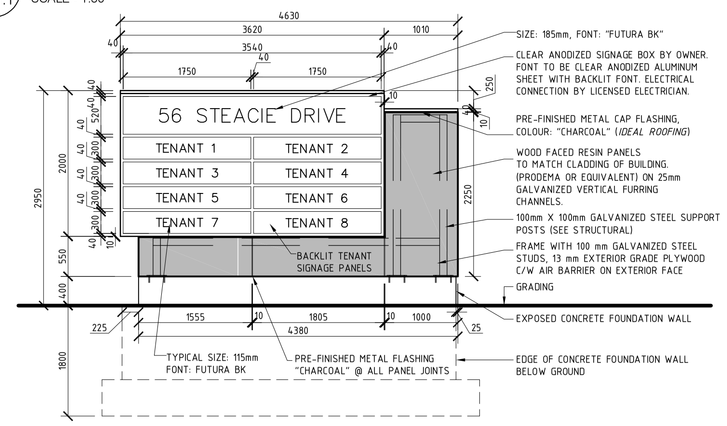

12 A-01.1 PYLON SIGN ELEVATION
SCALE - 1:50

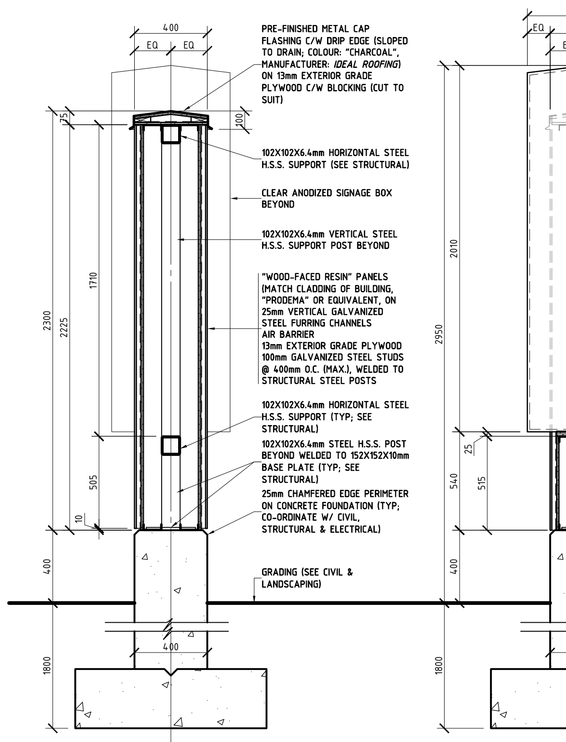

13 A-01.1 PYLON SIGN SECTION
SCALE - 1:20

14 A-01.1 PYLON SIGN SECTION
SCALE - 1:20

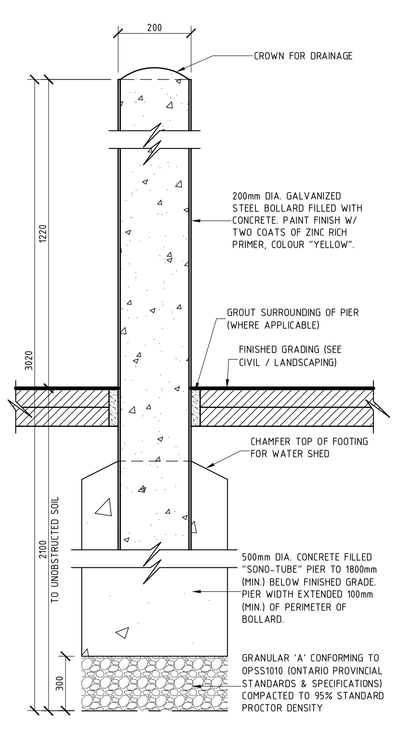

15 A-01.1 STEEL BOLLARD C/W CONCRETE (TYP.)
SCALE - 1:10

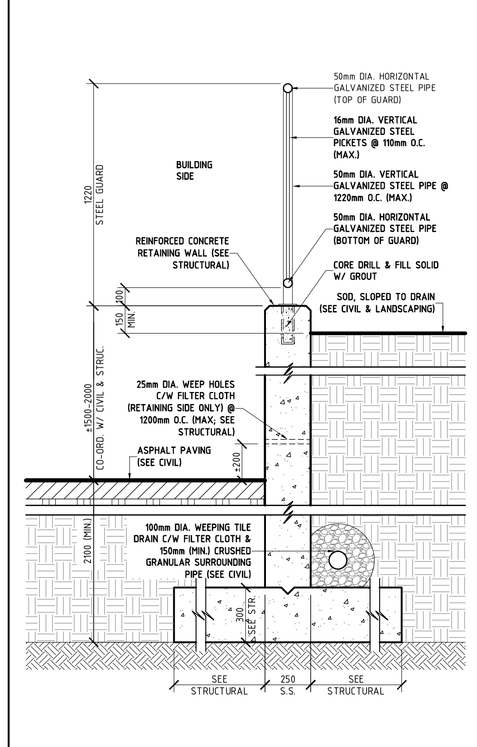

16 A-01.1 RETAINING WALL SECTION
SCALE - 1:20

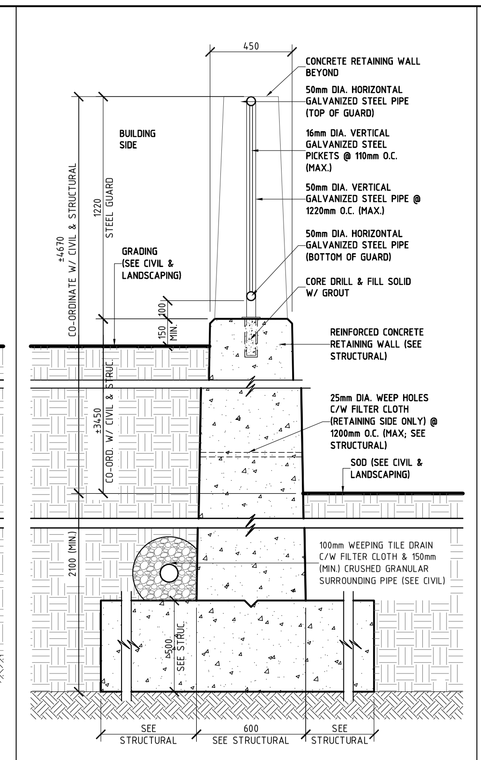

17 A-01.1 RETAINING WALL SECTION
SCALE - 1:20

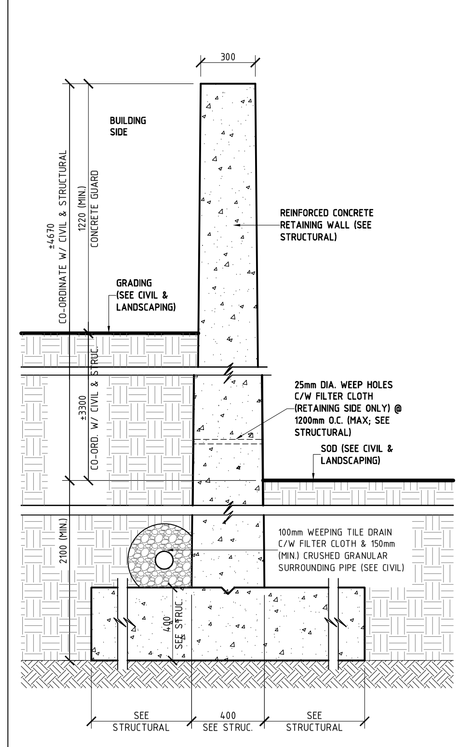

18 A-01.1 RETAINING WALL SECTION
SCALE - 1:20

19 A-01.1 NOT USED

Merkburn Holdings Limited

SITE PLAN – GENERAL NOTES

1. SEE SITE SERVICES, MECHANICAL, AND ELECTRICAL DRAWINGS FOR ALL UNDERGROUND UTILITY LINES AND APPLICABLE RE-GRADING, EXCAVATE, BACKFILL, AND PROVIDE CONCRETE TO REQUIREMENTS OF SITE SERVICES, MECHANICAL & ELECTRICAL DRAWINGS & SPECIFICATIONS, AND TO THE REQUIREMENTS OF AUTHORITIES HAVING JURISDICTION.

2. PROVIDE 0.5M RADIUS FOR ALL CONCRETE CURBS UNLESS OTHERWISE NOTED.

3. PERFORM LANDSCAPE AND SITE WORK INCLUDING CURBS AND ASPHALT PAVING WITHIN ROAD ALLOWANCE & SITE SERVICES IN STEACIE DRIVE AS REQUIRED IN CO-ORDINATION WITH MECHANICAL AND ELECTRICAL DRAWINGS.

4. REFER TO LANDSCAPE DRAWINGS FOR ALL VEGETATIVE PRESERVATION AND REMOVALS.

SITE PLAN – LEGEND

- CONCRETE CURB (SEE CIVIL)
- DC "DEPRESSED" CONCRETE CURB (SEE CIVIL)
- "STRUCTURALLY REINFORCED" CONCRETE RETAINING WALL (SEE STRUCTURAL & CIVIL)
- "ARMOUR STONE" RETAINING WALL (SEE CIVIL & LANDSCAPING)
- SOD GRASS ON CLEAN TOP SOIL (SEE LANDSCAPING)
- RIVER STONE ON FILTER CLOTH (SEE LANDSCAPING)
- CONCRETE WALKWAY (SEE CIVIL)
- CONCRETE DRIVEWAY, HEATED (SEE CIVIL & MECHANICAL AND/OR ELECTRICAL)
- ASPHALT PAVING (SEE CIVIL)
- GALVANIZED STEEL GUARD (SEE SITE DETAILS)
- WEEPING TILE (SEE CIVIL)
- FIRE ROUTE
- G GAS METER (SEE CIVIL & MECHANICAL)
- FH FIRE HYDRANT (SEE CIVIL)
- EGRESS DOOR EXIT
- UNDERGROUND PARKING GARAGE DOOR EXIT
- PAINTED "ACCESSIBLE PARKING SYMBOL" (SEE SPECIFICATIONS)
- B GALVANIZED STEEL BOLLARD FILLED CONCRETE
- BORE HOLE LOCATION (SEE GEOTECHNICAL REPORT)
- MH MAN HOLE COVER (SEE CIVIL)
- CB CATCH BASIN (SEE CIVIL)
- RD ROOF DRAIN TO PARKING GARAGE BELOW (SEE CIVIL)
- ±X.X EL ELEVATION GRADE (SEE SURVEY / CIVIL)
- X DRAWING NOTE
- LS SURFACED-MOUNTED LIGHT STANDARD (SEE ELECTRICAL)
- WL WALL-MOUNTED LIGHT FIXTURE (SEE ELECTRICAL)
- RL RECESSED LIGHT FIXTURE (SEE ELECTRICAL)
- A "PUSH-BUTTON" AUTOMATIC DOOR OPENER (SEE ELECTRICAL)
- BFV "PERMIT ONLY – VAN ACCESSIBLE" BARRIER-FREE "TYPE-A" PARKING METAL SIGNS & POST
- BF "PERMIT ONLY" BARRIER-FREE "TYPE-B" PARKING METAL SIGN & POST
- FR "FIRE ROUTE NO PARKING" METAL SIGN & POST
- V "VISITOR PARKING ONLY" METAL SIGN & POST
- LZ "LOADING ZONE PARKING ONLY" METAL SIGN & POST
- EJ EXPANSION JOINT
- CJ CONTROL JOINT

NO.	ISSUE & REVISIONS	DATE
1	ISSUED FOR SITE PLAN APPLICATION	23 JAN 2019

SEAL: ONTARIO ASSOCIATION OF ARCHITECTS — SCOTT WAYNE WARD — LICENCE 6393 — Not for construction unless SEALED and SIGNED

PROJECT NORTH

P & R
PYE & RICHARDS ARCHITECTS INC.
200-824 MEATH STREET OTTAWA ONTARIO K1Z 6E8
TEL: 613 724-7700 FAX: 613 724-1289
EMAIL: staff@pyeandrichardsarchitects.com
WEBSITE: www.pyeandrichardsarchitects.com

PROJECT
56 STEACIE DRIVE
NEW BUILDING
MERKBURN
56 STEACIE DRIVE KANATA, OTTAWA, ON

DRAWING
ENLARGED SITE PLANS
SITE DETAILS

DO NOT SCALE. REFER ANY DIMENSIONAL ERRORS AND/OR POSSIBLE TRADE INTERFERANCE/ CONFLICT TO TEH ARCHITECT FOR CLARIFICATION PRIOR TO COMMENCEMENTS OF TEH WORK

PROJECT NO.	18-28
SCALE -	AS NOTED
DRAWN -	W.D.
CHECKED -	S.H.
PLOT DATE -	JAN 2019

DRAWING NO. **A-01.1**
REVISION NO.