

NOTES: GENERAL

- CONTRACTOR TO VERIFY ALL DIMENSIONS PRIOR TO CONSTRUCTION.
- DO NOT SCALE DRAWINGS.
- CONTRACTOR TO REPORT ALL DISCOVERIES OF ERRORS, OMISSIONS OR DISCREPANCIES TO THE ARCHITECT OR DESIGN ENGINEER AS APPLICABLE.
- USE ONLY THE LATEST REVISED DRAWINGS.
- ALL CONSTRUCTION SHALL COMPLY WITH CURRENT REFERENCED STANDARDS AND SPECIFICATIONS.
- THIS DRAWING SHALL BE READ IN CONJUNCTION WITH ALL CURRENT REFERENCED DRAWINGS AND SPECIFICATIONS.
- FOR LEGAL, SURVEY INFORMATION REFER TO REGISTERED PLAN.
- REFER TO SITE PLAN BY PYE & RICHARDS ARCHITECT INC. FOR SITE PLAN LAYOUT.
- REFER TO LANDSCAPE ARCHITECTURAL DRAWINGS BY JAMES B. LENNOX AND ASSOCIATES FOR SURFACE FEATURES DETAILS.
- CONTRACTOR TO IMPLEMENT EROSION AND SEDIMENT CONTROL MEASURES AS IDENTIFIED IN THE EROSION AND SEDIMENT CONTROL PLAN (ENV. C-05) TO THE SATISFACTION OF THE CITY OF OTTAWA. PRIOR TO UNDERTAKING ANY SITE ALTERATIONS (FILLING, GRADING, REMOVAL OF VEGETATION, ETC.) DURING ALL PHASES OF THE SITE PREPARATION AND CONSTRUCTION THE MEASURES ARE TO BE MAINTAINED TO THE SATISFACTION OF THE ENGINEER AND CITY OF OTTAWA IN ACCORDANCE WITH THE BEST MANAGEMENT PRACTICES FOR EROSION AND SEDIMENT CONTROL. SHOULD ANY ADDITIONAL MEASURES BE REQUIRED TO ADDRESS FIELD CONDITIONS THEY SHALL BE INSTALLED AS DIRECTED BY THE ENGINEER OR THE CITY OF OTTAWA. SUCH ADDITIONAL MEASURES MAY INCLUDE BUT NOT BE LIMITED TO INSTALLATION OF FILTER CLOTHS ACROSS MANHOLES, AND CATCHBASIN INSERTS TO PREVENT SEDIMENT FROM ENTERING THE STRUCTURE AND INSTALLATION AND MAINTENANCE OF A LIGHT DUTY SILT FENCE BARRIER AS REQUIRED.
- ALL IRON WORK ELEVATIONS SHOWN ARE APPROXIMATE AND ARE SUBJECT TO MINOR ADJUSTMENTS AS DETERMINED BY THE ENGINEER.
- ALL CONCRETE CURBS AND SIDEWALKS TO CONFORM TO O.P.S. 351 AND 353 AND BE CONSTRUCTED TO CITY STANDARDS. ALL ONSITE CURBS TO BE BARRIER TYPE, WITH DEPRESSIONS AS NOTED.
- ALL CONCRETE SHALL BE "NORMAL PORTLAND CEMENT" IN ACCORDANCE WITH O.P.S. 1350 AND SHALL ACHIEVE MINIMUM STRENGTH OF 30MPa AT 28 DAYS.
- ALL CONSTRUCTION TRAFFIC TO ACCESS SITE FROM STEACIE DRIVE.
- FOR DETAILS OF BOREHOLE SEE GEOTECHNICAL REPORT No. PG484-1 DATED AUGUST 14, 2018, COMPLETED BY PATERSON GROUP INC.
- CONTRACTOR TO PROTECT EXISTING INFRASTRUCTURE AND PROPERTY SUCH AS TREES, SIDEWALKS, CURBS, ASPHALT, AND STREET SIGNS FROM DAMAGE DURING CONSTRUCTION. CONTRACTOR TO PAY THE COST TO REINSTATE OR REPLACE ANY DAMAGED INFRASTRUCTURE OR PROPERTY TO THE SATISFACTION OF THE CITY.
- THE POSITION OF POLE LINES, CONDUITS, WATERMAIN, SEWERS, AND OTHER UNDERGROUND AND ABOVEGROUND UTILITIES AND STRUCTURES ARE NOT NECESSARILY SHOWN ON THE CONTRACT DRAWINGS, AND WHERE SHOWN, THE ACCURACY OF THE POSITION OF SUCH UTILITIES AND STRUCTURES IS NOT GUARANTEED. BEFORE STARTING WORK THE CONTRACTOR SHALL DETERMINE THE EXACT LOCATION OF ALL SUCH UTILITIES AND STRUCTURES, SHALL PROTECT ALL UTILITIES AND STRUCTURES, AND SHALL ASSUME ALL LIABILITY FOR DAMAGE TO THEM.
- CONTRACTOR TO SUPPLY SUITABLE FILL MATERIAL WHERE REQUIRED TO ROUGH GRADE THE SITE. ALL IMPORTED FILL MATERIAL TO BE CERTIFIED AS ACCEPTABLE BY THE GEOTECHNICAL ENGINEER.
- CONTRACTOR TO HAUL EXCESS MATERIAL OFFSITE AS NECESSARY TO GRADE SITE TO MEET THE PROPOSED GRADES. ALL EXCESS MATERIAL TO BE HAULED OFFSITE AND DISPOSED OF AT AN APPROVED DUMP SITE. SHOULD THE CONTRACTOR DISCOVER ANY HAZARDOUS MATERIAL, CONTRACTOR IS TO NOTIFY ENGINEER, ENGINEER TO DETERMINE APPROPRIATE DISPOSAL METHOD/LOCATION.
- FILL MATERIAL WITHIN THE PARKING LOT AND BUILDING PAD AREAS, AND SUPPORTING BUILDING FOUNDATIONS SHALL BE COMPACTED TO 95% STANDARD MODIFIED PROCTOR DENSITY AND TO THE SATISFACTION OF THE GEOTECHNICAL ENGINEER.
- ALL COMPACTION METHODS TO BE PERFORMED TO THE SATISFACTION OF THE GEOTECHNICAL ENGINEER TO INCLUDE BUT NOT BE LIMITED TO THE THICKNESS OF LIFTS, AND COMPACTION EQUIPMENT USED.
- ALL DISTURBED BOULEVARDS TO BE REINSTATED WITH SOD ON 100mm TOPSOIL.
- UTILITY DUCTS TO BE INSTALLED PRIOR TO PARKING AREA BASE CONSTRUCTION.
- ALL PIPE BEDDING TO BE OPSS GRANULAR 'A' PLACED A MINIMUM OF 300mm BELOW SEWER AND WATER PIPES AND COMPACTED TO SPRING LINE. BEDDING AND COVER MATERIAL AS PER RECOMMENDATIONS FROM GEOTECHNICAL ENGINEER.
- CONTRACTOR TO OBTAIN POST CONSTRUCTION SURVEY, COMPLETED BY OLS OR ONTARIO P.ENG., VERIFYING THAT GRADING AND UTILITY INSTALLATION HAS BEEN COMPLETED IN ACCORDANCE WITH THE APPROVED DESIGN. SURVEY PLAN TO INCLUDE SEWER INVERTS AND VERTICAL AND HORIZONTAL LOCATION OF BURIED SITE WORKS.
- PERFORM DYE TESTING OF STORM AND SANITARY SERVICES, CERTIFIED BY PROFESSIONAL ENGINEER, TO CONFIRM PROPER SEWER CONNECTIONS.

NOTES: SANITARY

- ALL SANITARY SEWER MAINS TO BE CSA CERTIFIED, BELL AND SPIGOT TYPE. ONLY FACTORY FITTINGS TO BE USED. SEWER TO BE INSTALLED AS PER OPSD 1005.01. SANITARY SEWER MATERIALS TO BE:
 - 250mm DIA. AND SMALLER PVC DR 35
 - 300mm DIA. AND LARGER CONC. CL 140-D.
- ALL SANITARY MAINTENANCE HOLES TO BE 1.2m DIAMETER AS PER CITY OF OTTAWA STANDARDS COMPLETE WITH BENCHING, RUNGS, FRAME AND COVER, DROP PIPES AND LANDINGS WHERE NEEDED.
- SANITARY MANHOLE FRAME TO BE CITY OF OTTAWA STD. S25 (MOD. OPSD. 401.020). SANITARY MANHOLES LOCATED TO BE CLOSED COVER TYPE, AS PER CITY STANDARD S24.
- SANITARY SEWER LEAKAGE TEST AND CCTV INSPECTION SHALL BE COMPLETED AS PER CITY SPECIFICATIONS PRIOR TO INSTALLATION OF BASE COURSE ASPHALT.
- ANY SANITARY SEWER WITH LESS THAN 2.0m COVER REQUIRES THERMAL INSULATION AS PER CITY OF OTTAWA STANDARDS W22, OR AS APPROVED BY THE ENGINEER.
- CONNECTION TO THE EXISTING SANITARY SEWER TO BE INCLUDED IN THE COST FOR SANITARY SEWER INSTALLATION. THIS INCLUDES REINSTATEMENT OF ROAD CUTS TO CITY STANDARDS.
- SAFETY PLATFORM CONFORMING TO OPSD 404.020 MUST BE INSTALLED IN ALL STRUCTURES WHERE TOP OF GRATE TO THE SUMP ELEVATION EXCEEDS 5m.
- ALL EXISTING SANITARY SEWERS BEING REMOVED FROM USE SHALL BE ABANDONED; FILL WITH GROUT AND CAP, OR REMOVE COMPLETELY.
- ALL COVERS FOR SANITARY MAINTENANCE HOLES LOCATED IN PROPOSED PONDING AREAS ARE TO BE WATERTIGHT.
- CLEAN SEWERS AT COMPLETION OF CONSTRUCTION AND PROVIDE CCTV INSPECTION. REPAIR DEFICIENCIES AND REPEAT CCTV TO CONFIRM COMPLETION.

NOTES: STORM

- ALL STORM SEWERS TO BE CSA CERTIFIED, BELL AND SPIGOT TYPE. ALL STORM SEWERS TO BE INSTALLED PER MANUFACTURER'S INSTRUCTIONS. ONLY FACTORY FITTINGS TO BE USED. STORM SEWER MATERIALS TO BE:
 - 375mm DIA. AND SMALLER - PVC DR 35
 - 450mm DIA. AND LARGER - CONC. CL 100-D
 - 825mm DIA. AND LARGER - CONC. CL 65-D
- ALL STORM MAINTENANCE HOLES TO BE SIZED IN ACCORDANCE WITH THE PLANS AND AS PER CITY OF OTTAWA STANDARDS COMPLETE WITH BENCHING, RUNGS AND FRAME AND COVER.
- STORM MAINTENANCE HOLES AND CBMHS TO BE OPSD, SIZE AS SPECIFIED, TAPER TOP FOR MH AND FLAT TOP FOR CBMH, UNLESS OTHERWISE NOTED.
- ANY STORM SEWER WITH LESS THAN 2.0m COVER REQUIRES THERMAL INSULATION AS PER CITY OF OTTAWA STANDARD W22, OR APPROVED BY THE ENGINEER.
- CONTRACTOR TO PROVIDE SHOP DRAWINGS FOR ALL ICDS FOR ENGINEERS REVIEW PRIOR TO ORDERING ICDS. ENGINEERING CERTIFICATION OF INSTALLATION IS REQUIRED.
- ALL COVERS FOR STORM MAINTENANCE HOLES LOCATED IN PROPOSED PONDING AREAS ARE TO BE WATERTIGHT.
- 150mm DIAMETER SOCK-WRAPPED PERFORATED PVC SUBDRAINS TO BE INSTALLED AT ALL CBMHS AND CBS. EXTEND 3.0m FROM 4 SIDES OF CB. WHERE CB IS ADJACENT TO CURB EXTEND SUBDRAIN 3.0 IN EACH DIRECTION ALONG CURB.
- FOUNDATION DRAIN TO BE CONNECTED DOWNSTREAM OF ICDS.
- SAFETY PLATFORM CONFORMING TO OPSD 404.020 MUST BE INSTALLED IN ALL STRUCTURES WHERE TOP OF GRATE TO THE SUMP ELEVATION EXCEEDS 5m.
- ALL EXISTING STORM SEWERS BEING REMOVED FROM USE SHALL BE ABANDONED; FILL WITH GROUT AND CAP, OR REMOVE COMPLETELY.
- CLEAN SEWERS AT COMPLETION OF CONSTRUCTION AND PROVIDE CCTV INSPECTION. REPAIR DEFICIENCIES AND REPEAT CCTV TO CONFIRM COMPLETION.

NOTES: WATER

- ALL WATERMAINS TO BE PVC DR 18, WITH MINIMUM COVER OF 2.4m AND INSTALLED PER CITY OF OTTAWA STANDARDS.
- THRUST BLOCKS TO BE INSTALLED AT ALL BENDS, TEES, AND CAPS ALL AS PER OPSD 1103.01 AND 1103.02.
- CONTRACTOR TO CONDUCT PRESSURE AND LEAKAGE TESTING OF ALL WATERMAINS AND SERVICES AND DISINFECT AND CHLORINATE ALL WATERMAINS TO THE SATISFACTION OF M.O.E. AND THE CITY OF OTTAWA.
- TRACER WIRE TO BE INSTALLED ALONG THE FULL LENGTH OF WATERMAIN AND ATTACHED TO EACH MAIN STOP AS PER CITY OF OTTAWA STANDARDS.
- ALL COMPONENTS OF THE WATER DISTRIBUTION SYSTEM SHALL BE CATHODICALLY PROTECTED AS PER CITY OF OTTAWA STANDARDS.
- ALL VALVES & VALVE BOXES AND CHAMBERS, HYDRANTS, AND HYDRANT VALVES AND ASSEMBLIES SHALL BE INSTALLED AS PER CITY OF OTTAWA STANDARDS.
- ANY WATERMAIN WITH LESS THAN 2.4M COVER REQUIRES THERMAL INSULATION AS PER CITY OF OTTAWA STANDARD W22, OR AS APPROVED BY THE ENGINEER. THERMAL INSULATION AT OPEN STRUCTURES PER CITY OF OTTAWA DETAIL W23.
- CONTRACTOR IS RESPONSIBLE FOR ACQUIRING THE WATER PERMIT ON BEHALF OF THE OWNER FROM THE CITY OF OTTAWA AND PAYMENT OF ANY FEES ASSOCIATED WITH SECURING THE WATER PERMIT. OWNER IS RESPONSIBLE FOR REIMBURSING THE CONTRACTOR FOR THE ACTUAL COST OF ACQUIRING THE WATER PERMIT.
- CONNECTION TO EXISTING WATERMAIN TO BE INCLUDED IN THE COST FOR THE WATERMAIN INSTALLATION. THIS COST INCLUDES REINSTATEMENT OF ROAD CUTS TO CITY STANDARDS.
- ANY UNCOVERED EXISTING WATER SERVICES NO LONGER IN USE ARE TO BE BLANKED AND CAPPED AT MAIN, TO THE SATISFACTION OF THE CITY OF OTTAWA.

NOTES: PARKING LOT AND WORK IN PUBLIC RIGHTS OF WAY

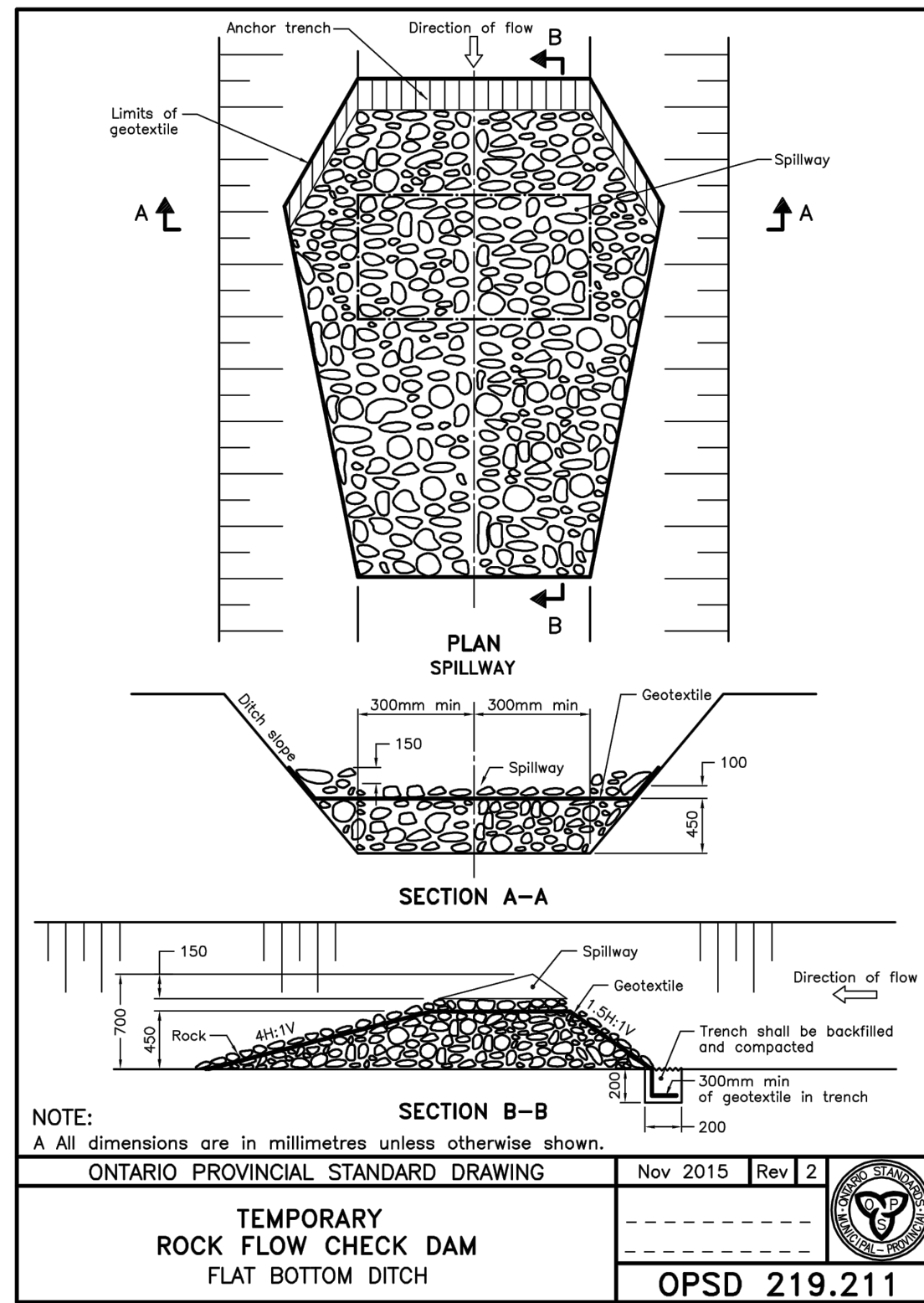
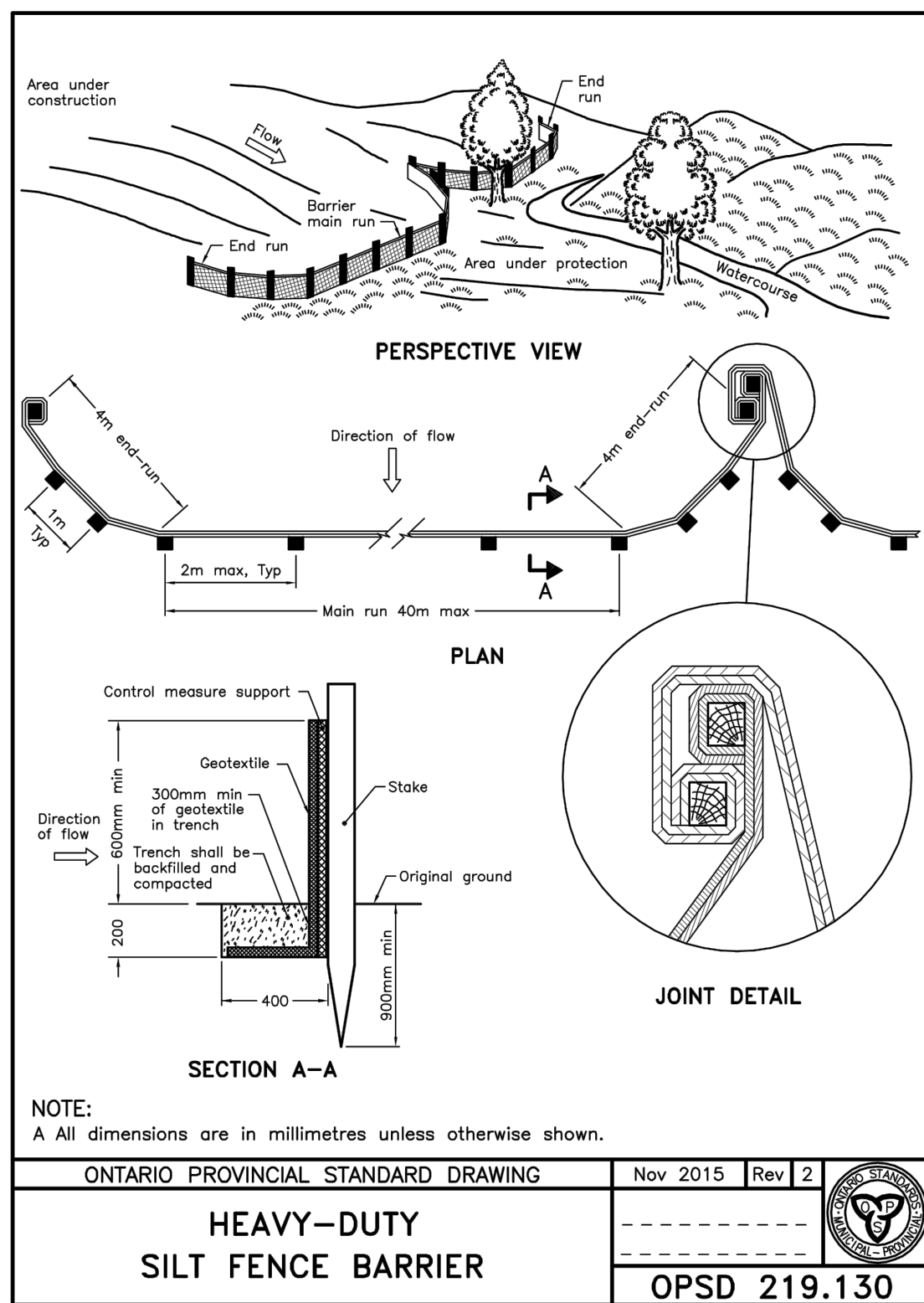
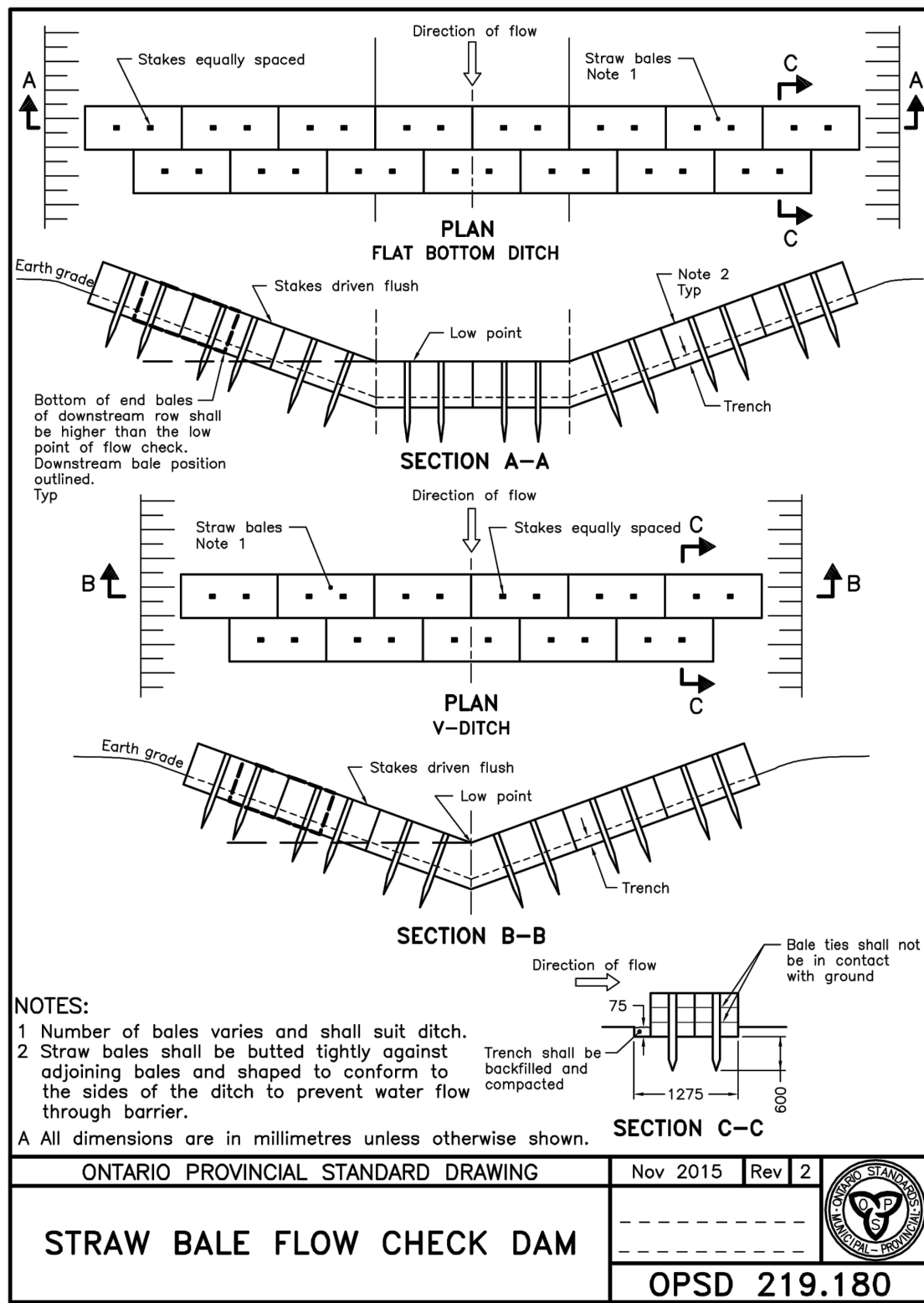
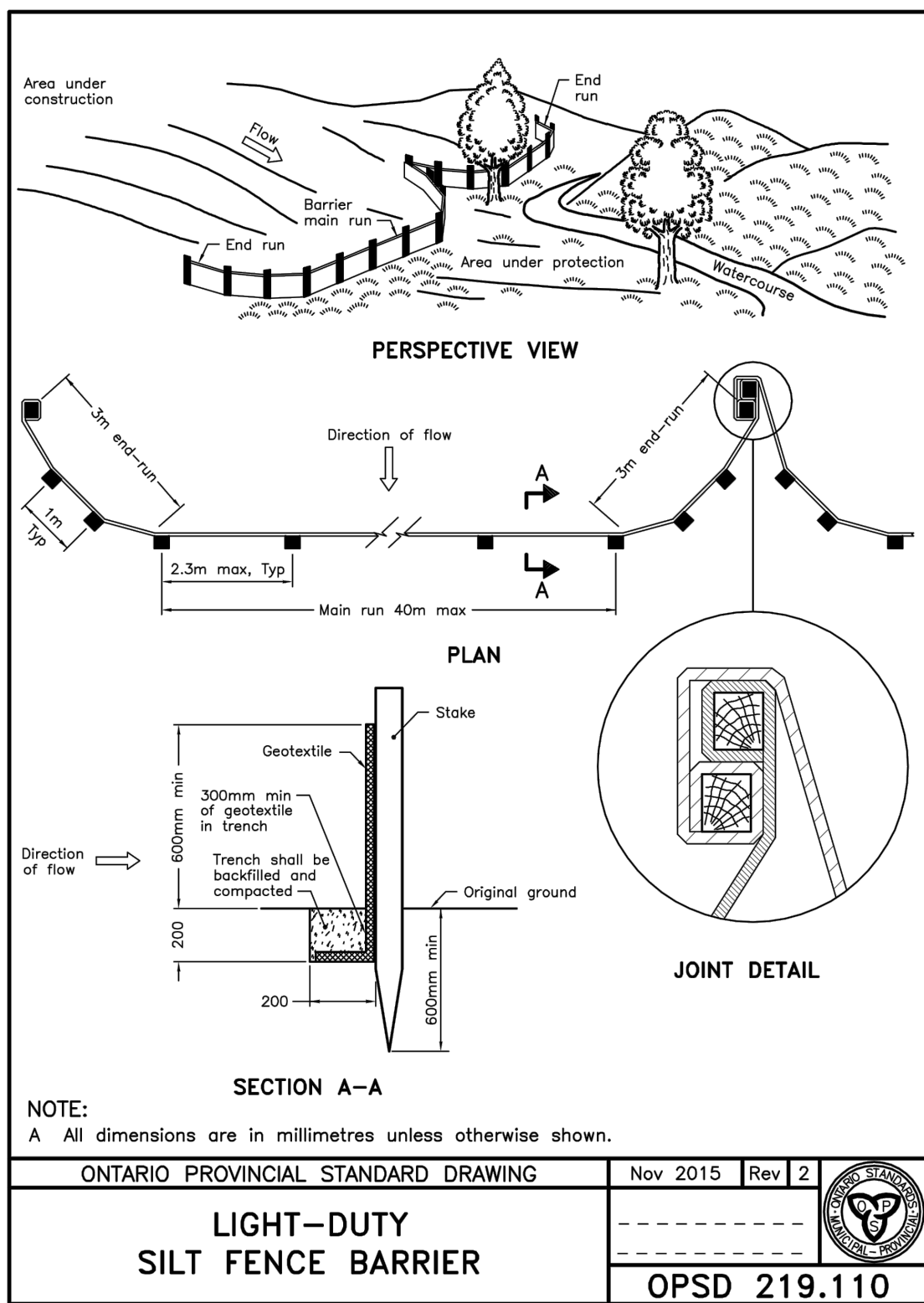
- CONTRACTOR TO REINSTATE ROAD CUTS PER CITY OF OTTAWA STANDARDS R-10.
- THE CONTRACTOR SHALL PREPARE A TRAFFIC MANAGEMENT PLAN FOR REVIEW AND APPROVAL BY THE CITY OF OTTAWA. CONTRACTOR TO MAINTAIN TRAFFIC FLOW DURING THE ENTIRE CONSTRUCTION PERIOD. MAINTENANCE OF ROAD CUTS SHALL BE THE RESPONSIBILITY OF THE CONTRACTOR. PROVISION OF FLAG-MEN, DETOURS AS NECESSARY, BARRICADES AND SIGNS TO THE FULL SATISFACTION OF THE ENGINEER AND ROAD AUTHORITY SHALL BE THE CONTRACTOR'S RESPONSIBILITY.
- CONTRACTOR TO PREPARE SUBGRADE, INCLUDING PROOFROLLING, TO THE SATISFACTION OF THE GEOTECHNICAL ENGINEER PRIOR TO THE COMMENCEMENT OF PLACEMENT OF GRANULAR B MATERIAL.
- FILL TO BE PLACED AND COMPACTED PER THE GEOTECHNICAL REPORT REQUIREMENTS.
- CONTRACTOR TO SUPPLY, PLACE AND COMPACT GRANULAR B MATERIAL IN ACCORDANCE WITH THE RECOMMENDATIONS OF THE GEOTECHNICAL ENGINEER. CONTRACTOR TO PROVIDE ENGINEER WITH SAMPLES OF GRANULAR B MATERIAL FOR TESTING AND CERTIFICATION FROM THE GEOTECHNICAL ENGINEER THAT THE MATERIAL MEETS THE GRADATION REQUIREMENTS SPECIFIED IN THE GEOTECHNICAL REPORT.
- ASPHALT MATERIAL TO BE PLACED ONLY UPON APPROVAL BY THE GEOTECHNICAL ENGINEER OF GRANULAR A PLACEMENT.
- CONTRACTOR TO SUPPLY, PLACE AND COMPACT GRANULAR A MATERIAL IN ACCORDANCE WITH THE RECOMMENDATIONS OF THE GEOTECHNICAL ENGINEER. CONTRACTOR TO PROVIDE ENGINEER WITH SAMPLES OF ASPHALT MATERIAL FOR TESTING AND CERTIFICATION FROM THE GEOTECHNICAL ENGINEER THAT THE MATERIAL MEETS THE REQUIREMENTS SPECIFIED IN THE GEOTECHNICAL REPORT.
- ANY DITCHES DISTURBED DURING SERVICING AND GRADING OPERATIONS ARE TO BE REINSTATED TO THEIR ORIGINAL CONDITION AND FLOW LINE GRADES.
- ALL RE-GRADED AREAS IN EXISTING PUBLIC RIGHTS OF WAY AND ANY OTHER DISTURBED AREAS IN EXISTING PUBLIC RIGHTS OF WAY ARE TO BE FINISHED WITH SOD ON 100mm TOPSOIL.
- ALL EXCESS MATERIAL TO BE HAULED OFFSITE AND DISPOSED OF AT AN APPROVED DUMP SITE. SHOULD THE CONTRACTOR DISCOVER ANY HAZARDOUS MATERIAL, CONTRACTOR IS TO NOTIFY ENGINEER, ENGINEER TO DETERMINE APPROPRIATE DISPOSAL METHOD/LOCATION.
- PAVEMENT STRUCTURE (MATERIAL TYPES AND THICKNESS) FOR HEAVY DUTY AND LIGHT DUTY AREAS TO BE AS SPECIFIED IN THE GEOTECHNICAL REPORT AND SHOWN ON THE PLANS.

NOTES: ROADWAY STRUCTURE

- HEAVY DUTY PAVEMENT STRUCTURE (890mm) THICKNESS (mm)

40	MATERIAL DESCRIPTION
50	- WEAR COURSE - HL-3 OR SUPERPAVE 12.5 ASPHALTIC CONCRETE
150	- BINDER COURSE - HL-8 OR SUPERPAVE 19.0 ASPHALTIC CONCRETE
450	- BASE - OPSS GRANULAR A CRUSHED STONE
	- SUBBASE - OPSS GRANULAR B TYPE II
- LIGHT DUTY PAVEMENT STRUCTURE (500mm) THICKNESS (mm)

50	MATERIAL DESCRIPTION
150	- WEAR COURSE - HL-3 OR SUPERPAVE 12.5 ASPHALTIC CONCRETE
150	- BASE - OPSS GRANULAR A CRUSHED STONE
300	- SUBBASE - OPSS GRANULAR B TYPE II



305-2611 QUEENSWAY DRIVE
OTTAWA, ONTARIO CANADA K2B 8K2
TEL.: 1-613-829-2000 | FAX: 1-613-829-8299 | WWW.WSPGROUP.COM



LOCATION MAP


SEAL



Not for construction unless SEALED and SIGNED.

1	ISSUED FOR SITE PLAN APPLICATION	JAN 23, 2019
NO.	ISSUE & REVISIONS	DATE

PROJECT NORTH



P & R

PYE & RICHARDS ARCHITECTS INC
200-824 MEATH STREET OTTAWA ONTARIO K1Z
TEL: 613-724-7700 FAX: 613-724-1289
EMAIL: staff@pnrarch.com
WEBSITE: www.pyeandrichardsarchitects.com

PROJECT	NEW 2-STOREY OFFICE BUILDING WITH BASEMENT PARKING GARAGE
56 STEACIE DRIVE	OTTAWA, ONTARIO

DRAWING

NOTES AND DETAILS

Do not scale. Refer any dimensional errors and/or possible trade interference/conflict to the architects for clarification prior to commencement of the work. The conditions of the contract apply.

PROJECT NO. 18M-01672-00	DRAWING NO.
SCALE: AS NOTED	C-01
DRAWN: WY	
CHECKED: JJ	
PLOT DATE -2019-01-23	REVISION NO. 1