

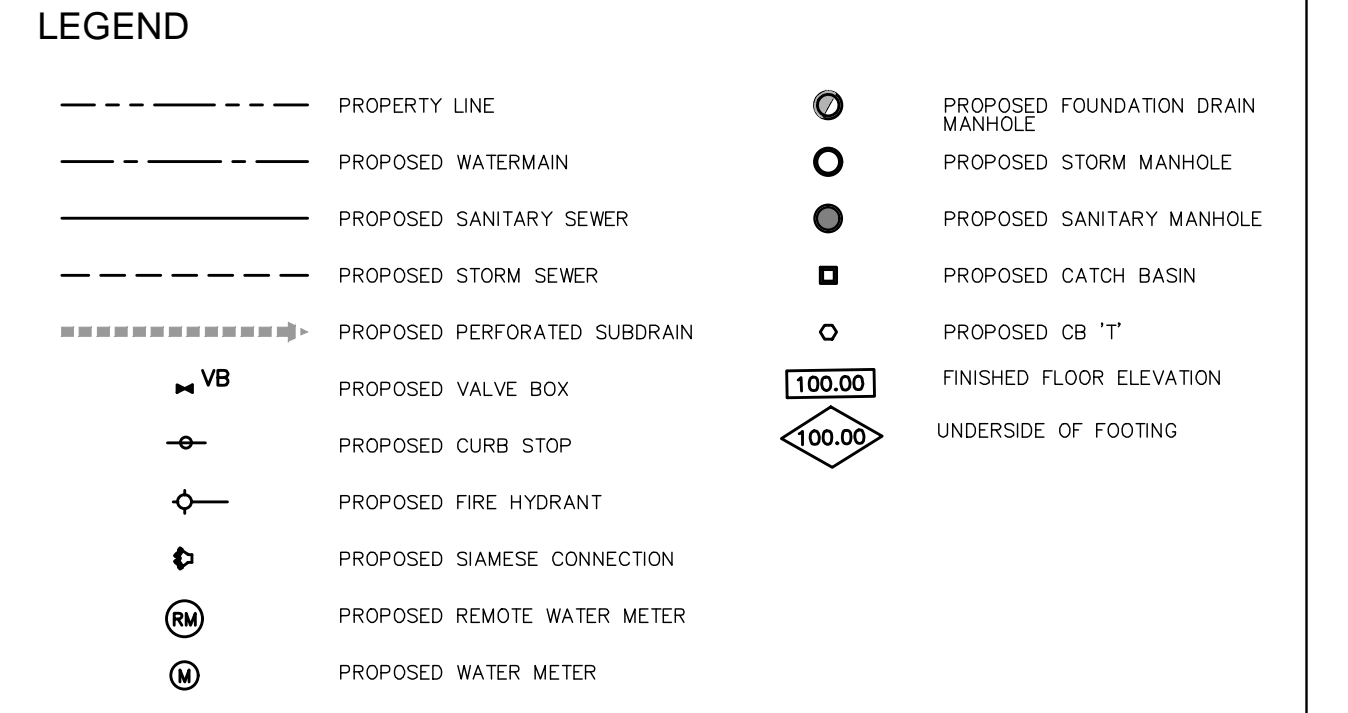
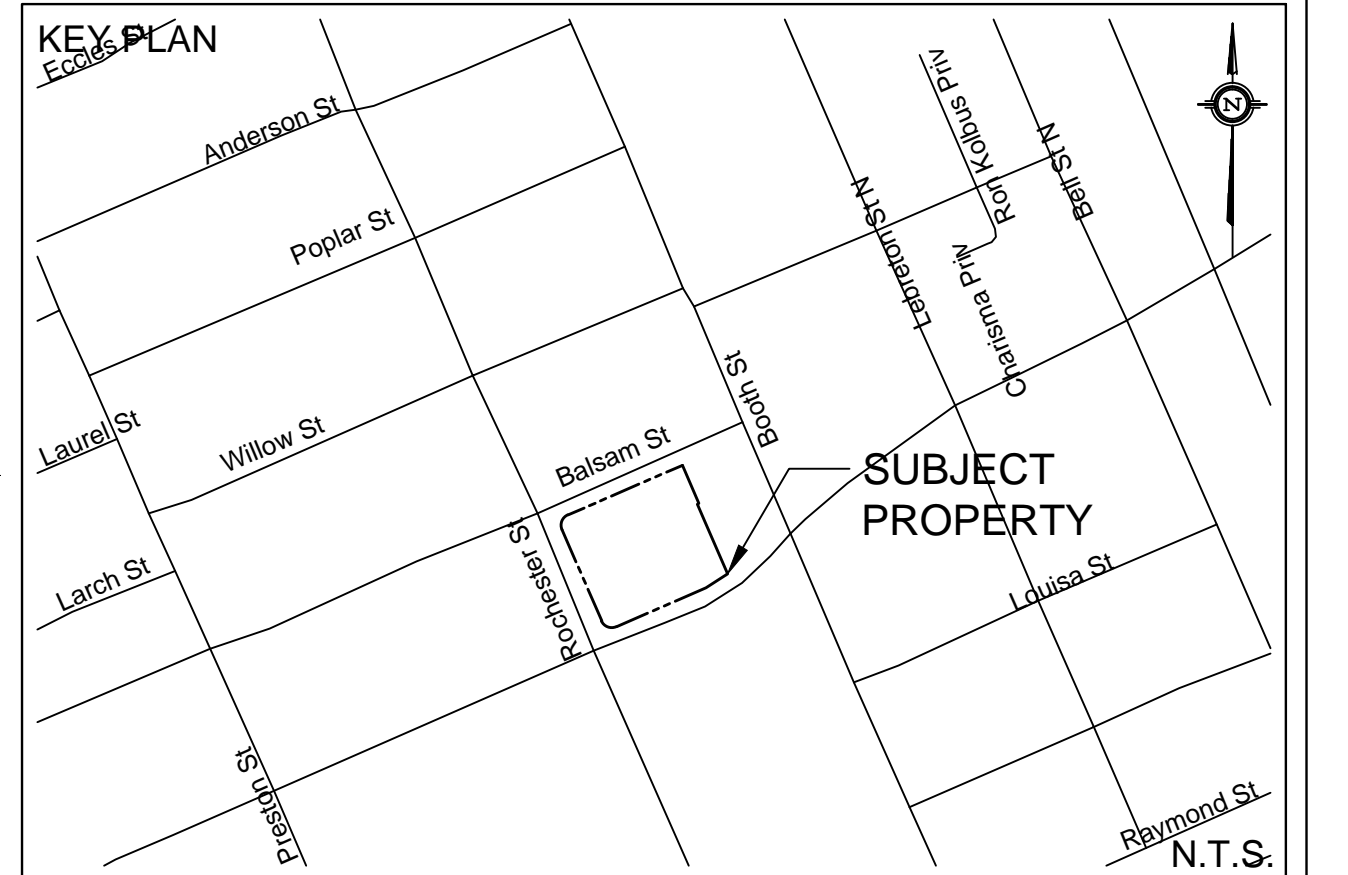
NOTE:  
NOTE THAT WATERMAIN AND SANITARY SERVICES WITHIN 2m OF BUILDING FOOTING TO BE REVIEWED BY GEOTECHNICAL AND STRUCTURAL ENGINEERS.

NOTE:  
ALL ROOF LEADERS FOR TOWNHOMES ARE DIRECTED TO THE SOUTH OF THE BUILDING AND DISCHARGE TO THE SURFACE.

NOTE:  
SANITARY SERVICES TO BE 150mmØ @ 1.0% (MIN.) 2.5m BELOW GRADE.

NOTE:  
WATER SERVICES TO BE 19mmØ STUBBED 2.4m BELOW GRADE AND 1.2m FROM BUILDING FOUNDATION.

NOTE:  
ALL SANITARY MANHOLES TO BE EQUIPPED WITH WATERTIGHT LIDS PER OPSD 401.030.



**GENERAL NOTES**

1. ALL WORKS AND MATERIALS SHALL CONFORM TO THE LATEST REVISION OF THE STANDARDS AND SPECIFICATIONS FOR THE CITY OF OTTAWA, ONTARIO PROVINCIAL STANDARD DRAWINGS (OPSD) AND SPECIFICATIONS (OPSS), WHERE APPLICABLE. LOCAL UTILITY STANDARDS AND MINISTRY OF TRANSPORTATION STANDARDS WILL APPLY WHERE REQUIRED.
2. THE CONTRACTOR SHALL CONFIRM THE LOCATION OF ALL EXISTING UTILITIES WITHIN THE SITE AND ADJACENT WORK AREAS. THE CONTRACTOR SHALL BE RESPONSIBLE FOR PROTECTING ALL EXISTING UTILITIES TO THE SATISFACTION OF THE AUTHORITY HAVING JURISDICTION. THE CONTRACTOR SHALL BE RESPONSIBLE FOR THE REPAIR OR REPLACEMENT OF ANY SERVICES OR UTILITIES DISTURBED DURING CONSTRUCTION TO THE SATISFACTION OF THE AUTHORITY HAVING JURISDICTION.
3. ALL DIMENSIONS SHALL BE CHECKED AND VERIFIED IN THE FIELD BY THE CONTRACTOR PRIOR TO THE START OF CONSTRUCTION. ANY DISCREPANCIES SHALL BE REPORTED IMMEDIATELY TO THE ENGINEER. LOSS OF TIME DUE TO FAILURE OF THE CONTRACTOR TO CONFIRM UTILITY LOCATIONS AND NOTIFY ENGINEER OF POSSIBLE CONFLICTS PRIOR TO CONSTRUCTION WILL BE AT THE CONTRACTOR'S EXPENSE.
4. ANY AREAS BEYOND THE LIMIT OF THE SITE DISTURBED DURING CONSTRUCTION SHALL BE RESTORED TO ORIGINAL CONDITION OR BETTER TO THE SATISFACTION OF THE AUTHORITY HAVING JURISDICTION AT THE CONTRACTOR'S EXPENSE.
5. RELOCATION OF EXISTING SERVICES AND/OR UTILITIES SHALL BE AS SHOWN ON THE DRAWINGS OR DIRECTED BY THE ENGINEER AT THE EXPENSE OF THE DEVELOPER.
6. ALL WORK SHALL BE COMPLETED IN ACCORDANCE WITH THE OCCUPATIONAL HEALTH AND SAFETY ACT AND REGULATIONS FOR CONSTRUCTION PROJECTS. THE GENERAL CONTRACTOR SHALL BE DEEMED TO BE THE "CONTRACTOR" AS DEFINED IN THE ACT.
7. ALL CONSTRUCTION SIGNAGE MUST CONFORM TO THE MINISTRY OF TRANSPORTATION OF ONTARIO MANUAL OF UNIFORM TRAFFIC CONTROL DEVICES PER LATEST AMENDMENT.
8. THE CONTRACTOR IS ADVISED THAT WORKS BY OTHERS MAY BE ONGOING DURING THE PERIOD OF THIS CONTRACT. THE CONTRACTOR SHALL COORDINATE CONSTRUCTION ACTIVITIES TO PREVENT CONFLICTS.
9. ALL DIMENSIONS ARE IN METRES UNLESS SPECIFIED OTHERWISE.
10. THERE WILL BE NO SUBSTITUTION OF MATERIALS UNLESS PRIOR WRITTEN APPROVAL IS RECEIVED FROM THE ENGINEER.
11. ALL CONSTRUCTION SHALL BE CARRIED OUT IN ACCORDANCE WITH THE RECOMMENDATIONS MADE IN THE GEOTECHNICAL REPORT.
12. FOR DETAILS RELATED TO STORMWATER MANAGEMENT AND ROOF DRAINAGE REFER TO THE SITE SERVICING AND STORMWATER MANAGEMENT REPORT PREPARED BY DSEL.
13. ALL SEWERS CONSTRUCTED WITH GRADES LESS THAN 1.0% SHALL BE INSTALLED USING LASER ALIGNMENT AND CHECKED WITH LEVEL INSTRUMENT PRIOR TO BACKFILLING.
14. THE CONTRACTOR IS RESPONSIBLE FOR OBTAINING ALL PERMITS REQUIRED AND TO BEAR THE COST OF THE SAME.
15. THE CONTRACTOR WILL BE RESPONSIBLE FOR ADDITIONAL BEDDING, OR ADDITIONAL STRENGTH PIPE IF THE MAXIMUM TRENCH WIDTH AS SPECIFIED BY OPSD IS EXCEEDED.
16. ALL FIRE / CULVERT SECTION SIZES REFER TO INSIDE DIMENSIONS.
17. SHOULD BURIED ARCHAEOLOGICAL REMAINS BE FOUND ON THE PROPERTY DURING CONSTRUCTION ACTIVITIES, THE HERITAGE OPERATIONS UNIT OF THE ONTARIO MINISTRY OF CULTURE MUST BE NOTIFIED IMMEDIATELY.
18. ALL NECESSARY CLEARING AND GRUBBING SHALL COMPLETED BY THE CONTRACTOR. REVIEW WITH CONTRACT ADMINISTRATOR AND THE CITY OF OTTAWA PRIOR TO ANY TREE CUTTING / REMOVAL.
19. DRAWINGS SHALL BE READ IN CONJUNCTION WITH THE ARCHITECTURAL SITE PLAN.
20. THE CONTRACTOR SHALL PROVIDE THE PROJECT OWNER ONE SET OF AS CONSTRUCTED SITE SERVICES AND GRADING DRAWINGS.
21. BENCHMARKS: IT IS THE RESPONSIBILITY OF THE CONTRACTOR TO VERIFY THAT THE SITE BENCHMARK(S) HAS NOT BEEN ALTERED OR DISTURBED AND THAT ITS RELATIVE ELEVATION AND DESCRIPTION AGREES WITH THE INFORMATION DEPICTED ON THIS PLAN.

**WATERMAIN NOTES**

1. ALL WATERMAIN INSTALLATION SHALL CONFORM TO THE LATEST REVISIONS OF THE CITY OF OTTAWA AND THE ONTARIO PROVINCIAL STANDARD DRAWINGS (OPSD) AND SPECIFICATIONS (OPSS).
2. ALL PVC WATERMANS SHALL BE ANWIA C-90 CLASS 150, 18 OR APPROVED EQUIVALENT.
3. WATERMAIN TRENCH AND BEDDING SHALL BE IN ACCORDANCE WITH CITY OF OTTAWA STANDARD W19, UNLESS SPECIFIED OTHERWISE. BEDDING AND COVER MATERIAL SHALL BE SPECIFIED BY THE PROJECT GEOTECHNICAL ENGINEER.
4. ALL PVC WATERMANS SHALL BE INSTALLED WITH A 10 GAUGE STRANDED COPPER TRW OR RWI TRACER WIRE IN ACCORDANCE WITH CITY OF OTTAWA STD. W.36.
5. CATHODIC PROTECTION IS REQUIRED ON ALL METALLIC FITTINGS PER CITY OF OTTAWA STD. W40 AND W42.
6. VALVE BOXES SHALL BE INSTALLED PER CITY OF OTTAWA STD. W64.
7. WATERMAIN IN FILL AREAS TO BE INSTALLED WITH RESTRAINED JOINTS PER CITY OF OTTAWA STD. W25.5 AND W25.6.
8. THROST BLOCKING OF WATERMANS TO BE INSTALLED PER CITY OF OTTAWA STD. W25.3 AND W25.4.
9. THE CONTRACTOR SHALL PROVIDE ALL TEMPORARY CAPS AND NOZZLES REQUIRED FOR TESTING AND DISINFECTION OF THE WATERMAIN.
10. WATERMAIN CROSSING OVER AND BELOW SEWERS SHALL BE IN ACCORDANCE WITH CITY OF OTTAWA STD. W25.2 AND W25, RESPECTIVELY.
11. WATER SERVICES ARE TO BE INSULATED PER CITY STD. W23 WHERE SEPARATION BETWEEN SERVICES AND MAINTENANCE HOLES ARE LESS THAN 2.4m.
12. THE MINIMUM VERTICAL CLEARANCE BETWEEN WATERMAIN AND SEWER / UTILITY IS 0.50m PER MCE GUIDELINES. FOR CROSSING UNDER SEWERS, ADEQUATE STRUCTURAL SUPPORT FOR THE SEWERS IS REQUIRED TO PREVENT EXCESSIVE DEFLECTION OF JOINTS AND SETTLING. THE LENGTH OF WATER PIPE SHALL BE CENTERED AT THE POINT OF CROSSING TO ENSURE THAT THE JOINTS WILL BE EQUIDISTANT AND AS FAR AS POSSIBLE FROM THE SEWER.
13. ALL WATERMANS SHALL HAVE A MINIMUM COVER OR 2.4m, OTHERWISE THERMAL INSULATION IS REQUIRED AS PER STD DWG W22.
14. GENERAL WATER PLANT TO UTILITY CLEARANCE AS PER STD DWG R20.
15. FIRE HYDRANT INSTALLATION AS PER STD DWG W19, ALL BOTTOM OF HYDRANT FLANGE ELEVATIONS TO BE INSTALLED 0.10m ABOVE PROPOSED FINISHED GRADE AT HYDRANT. FIRE HYDRANT LOCATION AS PER STD DWG W19, UNLESS OTHERWISE NOTED.
16. BUILDING SERVICES TO BE CAPPED 1.0m OFF THE FACE OF THE BUILDING UNLESS OTHERWISE NOTED AND MUST BE RESTRAINED A MINIMUM OF 12m BACK FROM STUB.
17. ALL WATERMANS SHALL BE HYDROSTATICALLY TESTED IN ACCORDANCE WITH THE CITY OF OTTAWA AND ONTARIO GUIDELINES UNLESS OTHERWISE DIRECTED. PROVISIONS FOR FLUSHING WATER LINE PRIOR TO TESTING, ETC. MUST BE PROVIDED.
18. ALL WATERMANS SHALL BE BACTERIOLOGICALLY TESTED IN ACCORDANCE WITH THE CITY OF OTTAWA AND ONTARIO GUIDELINES. ALL CHLORINATED WATER TO BE DISCHARGED AND PRETREATED TO ACCEPTABLE LEVELS PRIOR TO DISCHARGE. ALL DISCHARGED WATER MUST BE CONTROLLED AND TREATED SO AS NOT TO ADVERSELY EFFECT THE ENVIRONMENT. IT IS THE RESPONSIBILITY OF THE CONTRACTOR TO ENSURE THAT ALL MUNICIPAL AND/OR PROVINCIAL REQUIREMENTS ARE MET.
19. ALL WATERMAIN STUBS SHALL BE TERMINATED WITH A PLUG AND 50mm BLOW OFF UNLESS OTHERWISE NOTED.

**SANITARY AND STORM SEWER NOTES**

**GENERAL**

1. LASER ALIGNMENT CONTROL TO BE UTILIZED ON ALL SEWER INSTALLATIONS.
2. CLAY SEALS TO BE INSTALLED AS PER CITY STANDARD DRAWING 58. THE SEALS SHOULD BE AT LEAST 1.5m LONG (IN THE TRENCH DIRECTION) AND SHOULD EXTEND FROM TRENCH WALL TO TRENCH WALL. THE SEALS SHOULD EXTEND FROM THE TRENCH LINE AND FULLY PENETRATE THE BEDDING, SUB-BEDDING, AND COVER MATERIAL. THE BARRIERS SHOULD CONSIST OF RELATIVELY FINE AND COMPACTIBLE BROWN SILTY CLAY PLACED TO A MINIMUM 22mm OVER THE TRENCH. THE CLAY SEAL SHOULD BE PLACED AT THE SITE BOUNDARIES AND AT 60m INTERVALS IN THE SERVICE TRENCHES.
3. SERVICES TO BUILDINGS TO BE TERMINATED 1.0m FROM THE OUTSIDE FACE OF BUILDING UNLESS OTHERWISE NOTED.
4. ALL MAINTENANCE STRUCTURE AND CATCH BASIN EXCAVATIONS TO BE BACKFILLED WITH GRANULAR MATERIAL COMPACTED TO 98% STANDARD PROCTOR DENSITY, A MINIMUM OF 300mm AROUND STRUCTURES.
5. "MADDOCK" OR APPROVED PRE-CAST MAINTENANCE STRUCTURE AND CATCH BASIN ADJUSTERS TO BE USED IN LIEU OF BRICKING. PARGE ADJUSTING UNITS ON THE OUTSIDE ONLY.
6. SAFETY PLATFORMS SHALL BE PER OPSD 404.02.
7. DRIP STRUCTURES SHALL BE IN ACCORDANCE WITH OPSD 1003.01 AND 1003.02, IF APPLICABLE.
8. THE CONTRACTOR IS TO PROVIDE CCTV CAMERA INSPECTIONS OF ALL SEWERS, INCLUDING PICTORIAL REPORT, ONE (1) CD COPY AND TWO (2) VIDEO RECORDINGS IN A FORMAT ACCEPTABLE TO THE ENGINEER. ALL SEWERS ARE TO BE FLUSHED PRIOR TO CAMERA INSPECTION. ASPHALT ROAD COURSE SHALL NOT BE PLACED UNTIL THE VIDEO INSPECTION OF SEWERS AND NECESSARY REPAIRS HAVE BEEN COMPLETED TO THE SATISFACTION OF THE ENGINEER.
9. CONTRACTOR SHALL PROVIDE TESTING, IN THE PRESENCE OF THE CONSULTANT, FOR SANITARY SEWERS IN ACCORDANCE WITH OPSD 410 AND OPSD 407. CONTRACTOR SHALL PERFORM VIDEO INSPECTION OF ALL SEWERS. A COPY OF THE VIDEO AND INSPECTION REPORT SHALL BE SUBMITTED TO THE CONSULTANT PRIOR TO PLACEMENT OF WEAR COURSE ASPHALT.
10. FROST PROTECTION RECOMMENDATIONS FOR STORM SEWERS WITH LESS THAN 1.5m AND SANITARY SEWERS WITH LESS THAN 1.8m FROM GROUND SURFACE TO PIPE OVERTOP TO BE PROVIDED BY GEOTECHNICAL ENGINEER.

**SANITARY**

11. ALL SANITARY SEWER INSTALLATION SHALL CONFORM TO THE LATEST REVISIONS OF THE CITY OF OTTAWA AND THE ONTARIO PROVINCIAL STANDARD DRAWINGS (OPSD) AND SPECIFICATIONS (OPSS).
12. ALL SANITARY GRAVITY SEWER SHALL BE PVC SDR 35, IPEX "RING-TITE" (OR APPROVED EQUIVALENT) PER CSA STANDARD B182.2 OR LATEST AMENDMENT, UNLESS SPECIFIED OTHERWISE.
13. EXISTING MAINTENANCE STRUCTURES TO BE RE-BENCHED WHERE A NEW CONNECTION IS MADE.
14. SANITARY GRAVITY SEWER TRENCH AND BEDDING SHALL BE PER CITY OF OTTAWA STD. S6 AND S7, CLASS 'B' BEDDING, UNLESS SPECIFIED OTHERWISE.
15. SANITARY MAINTENANCE STRUCTURE FRAME AND COVERS SHALL BE PER CITY OF OTTAWA STD. S24 AND S25.
16. SANITARY MAINTENANCE STRUCTURES SHALL BE BENCHED PER OPSD 701.021.

**STORM**

17. ALL REINFORCED CONCRETE STORM SEWER PIPE SHALL BE IN ACCORDANCE WITH CSA A267.2, OR LATEST AMENDMENT. ALL NON-REINFORCED CONCRETE STORM SEWER PIPE SHALL BE IN ACCORDANCE WITH CSA A257.1, OR LATEST AMENDMENT. PIPE SHALL BE JOINED WITH STD. RUBBER GASKETS AS PER CSA A257.3, OR LATEST AMENDMENT.
18. ALL STORM SEWER TRENCH AND BEDDING SHALL BE IN ACCORDANCE WITH CITY OF OTTAWA STD. S6 AND S7 CLASS 'B' UNLESS OTHERWISE SPECIFIED. BEDDING AND COVER MATERIAL SHALL BE SPECIFIED BY PROJECT GEOTECHNICAL ENGINEER.
19. ALL PVC STORM SEWERS ARE TO BE SDR 35 APPROVED PER C.S.A. B182.2 OR LATEST AMENDMENT, UNLESS OTHERWISE SPECIFIED.
20. CATCH BASINS SHALL BE IN ACCORDANCE WITH OPSD 705.010.
21. CATCH BASIN LEADS SHALL BE 200mm DIA. AT 1% SLOPE (MIN) UNLESS SPECIFIED OTHERWISE.
22. ALL CATCH BASINS SHALL HAVE 600mm SUMP, UNLESS SPECIFIED OTHERWISE.
23. ALL CATCH BASIN LEAD INVERTS TO BE 1.5m BELOW FINISHED GRADE UNLESS SPECIFIED OTHERWISE.
24. THE STORM SEWER CLASSES HAVE BEEN BASED ON BEDDING CONDITIONS SPECIFIED ABOVE. WHERE THE SPECIFIED TRENCH WIDTH IS EXCEEDED, THE CONTRACTOR IS REQUIRED TO PROVIDE AND SHALL BE RESPONSIBLE FOR EXTRA TEMPORARY AND/OR PERMANENT REPAIRS MADE NECESSARY BY THE WIDENED TRENCH.
25. PERFORATED SUBDRAIN FOR ROAD AND PARKING LOT CATCH BASIN SHALL BE PER CITY STD R1 AND GEOTECHNICAL RECOMMENDATIONS UNLESS OTHERWISE NOTED.
26. PERFORATED SUBDRAIN FOR REAR YARD AND LANDSCAPING APPLICATIONS SHALL BE INSTALLED PER CITY STD S29, S30, AND S31, WHERE APPLICABLE.
27. RP-RAP TREATMENT FOR SEWER AND CULVERT OUTLETS PER OPSD 810.010.
28. ALL STORM SEWERS / CULVERTS TO BE INSTALLED WITH FROST TREATMENT PER OPSD 803.031 WHERE APPLICABLE.
29. STORM MAINTENANCE STRUCTURE FRAME AND COVERS SHALL BE PER CITY OF OTTAWA STD S25 AND S24.1, UNLESS OTHERWISE NOTED.
30. CATCH BASIN FRAME AND COVER SHALL BE PER OPSD 400.02 AND CITY STD S19.1, UNLESS OTHERWISE NOTED.

EXISTING UNDERGROUND SERVICES AND UTILITY LOCATIONS DERIVED FROM THE BEST AVAILABLE DATA, AS-CONSTRUCTED DRAWINGS, UTILITY DRAWINGS AND INFRASTRUCTURE MAPPING PROVIDED BY THE CITY OF OTTAWA.

CONTRACTOR TO CONFIRM ELEVATIONS AND LOCATIONS OF EXISTING UNDERGROUND SERVICES AND UTILITIES WITHIN THE RIGHT OF WAY PRIOR TO INSTALLATION OF SITE SERVICING INFRASTRUCTURE.

THE CONTRACTOR SHALL IMPLEMENT BEST MANAGEMENT PRACTICES, TO PROVIDE FOR PROTECTION OF THE AREA DRAINAGE SYSTEM AND THE RECEIVING WATERCOURSE, DURING CONSTRUCTION ACTIVITIES. THE CONTRACTOR ACKNOWLEDGES THAT THE FAILURE TO IMPLEMENT APPROPRIATE EROSION AND SEDIMENT CONTROL MEASURES MAY BE SUBJECT TO PENALTIES IMPOSED BY ANY APPLICABLE REGULATORY AGENCY.

**NOT FOR CONSTRUCTION**

**TOPOGRAPHIC INFORMATION**  
TOPOGRAPHIC INFORMATION PROVIDED BY ANNIS, O'SULLIVAN, VOLLEBKCK LTD  
PROJ. NO. 18517-17 OCHC  
DATED JANUARY 19, 2016.

**SITE PLAN INFORMATION**  
SITE PLAN PROVIDED BY HOBIN ARCHITECTURE  
PROJ. NO. 17-963  
DATED NOVEMBER 29, 2018

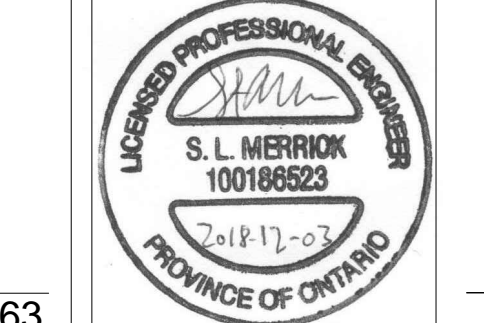
**GEOTECHNICAL STUDY**  
GEOTECHNICAL RECOMMENDATIONS PROVIDED BY GHD  
PROJ. NO. 11140575  
DATED OCTOBER 27, 2017

**SITE SERVICING AND STORMWATER MANAGEMENT STUDY**  
SERVICING AND STORMWATER MANAGEMENT RECOMMENDATIONS PROVIDED BY DAVID SCHAEFFER ENGINEERING LTD.  
PROJ. NO. 17-963  
DATED DECEMBER 2018

**BENCH MARK 1**  
LOCATED FIRE HYDRANT TOP OF SPINDLE  
ELEV=67.24

**BENCH MARK 2**  
LOCATED CORNER OF TRANSFORMER PAD  
ELEV=66.52

No.	BY	DATE	DESCRIPTION
1	G.G.G.	03.12.30	1ST SUBMISSION
		YY.MM.DD	



PROJECT No. 17-963  
REVIEWED BY

**SITE SERVICING PLAN**  
**811 GLADSTONE AVENUE**  
© DSEL

OTTAWA COMMUNITY HOUSING  
39 AURIGA DRIVE  
OTTAWA  
Tel. (613) 731-1182

**DSEL**  
david schaeffer engineering ltd  
120 Iber Road Unit 103  
Stittsville, Ontario, K2S 1E9  
Tel. (613) 836-0856  
Fax. (613) 836-7183  
www.DSEL.ca

DRAWN BY: G.G.G. CHECKED BY: A.D.F. DRAWING NO. SHEET NO.  
DESIGNED BY: S.L.M. CHECKED BY: A.D.F. SSP-1 3 of 4  
SCALE: 1:200 DATE: DECEMBER 2018

CITY PLAN No.: D07-12-XX-XXXX XXXXX