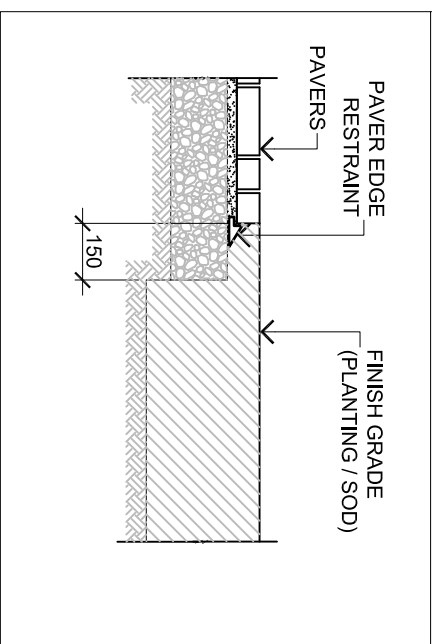
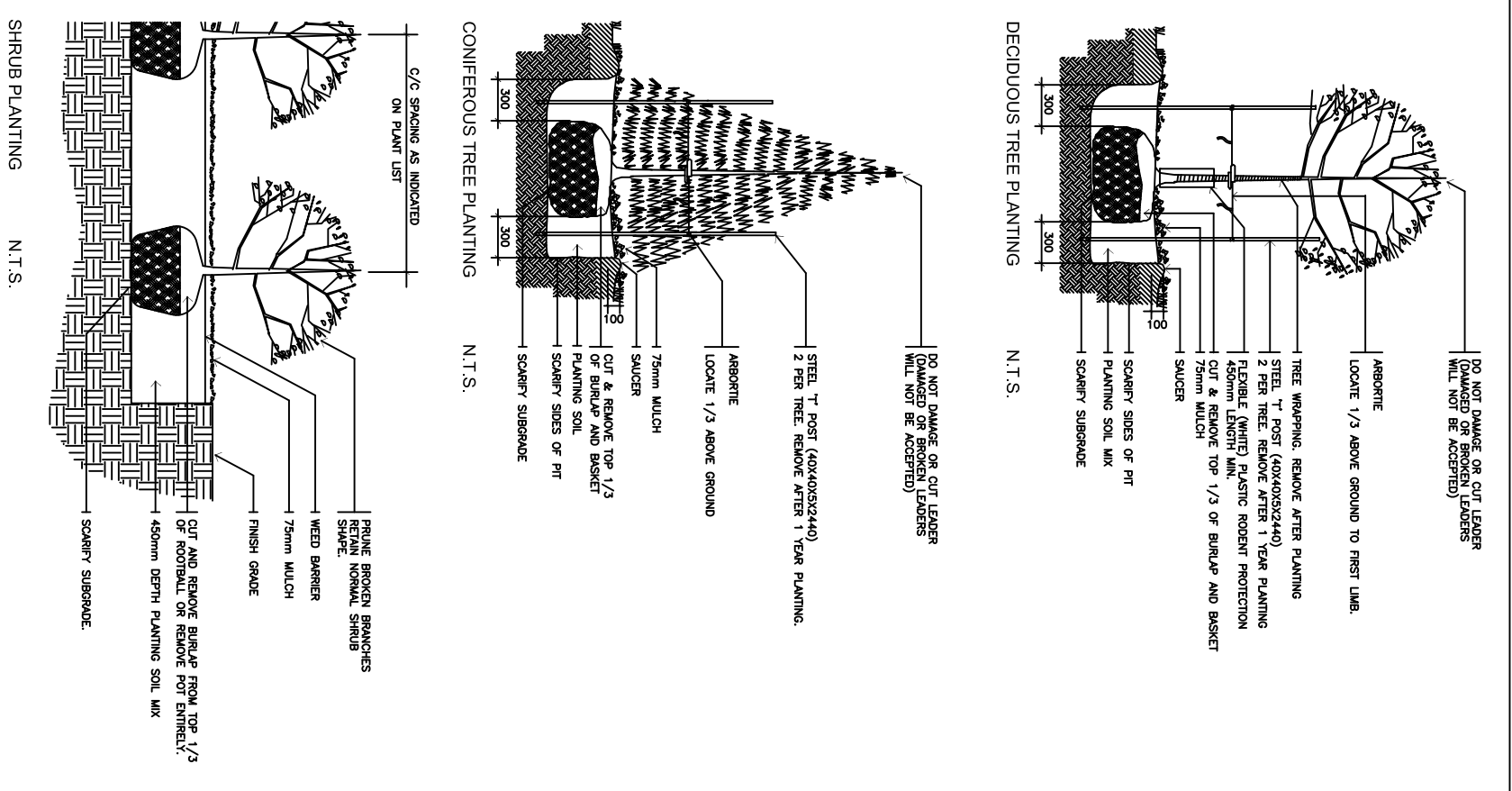


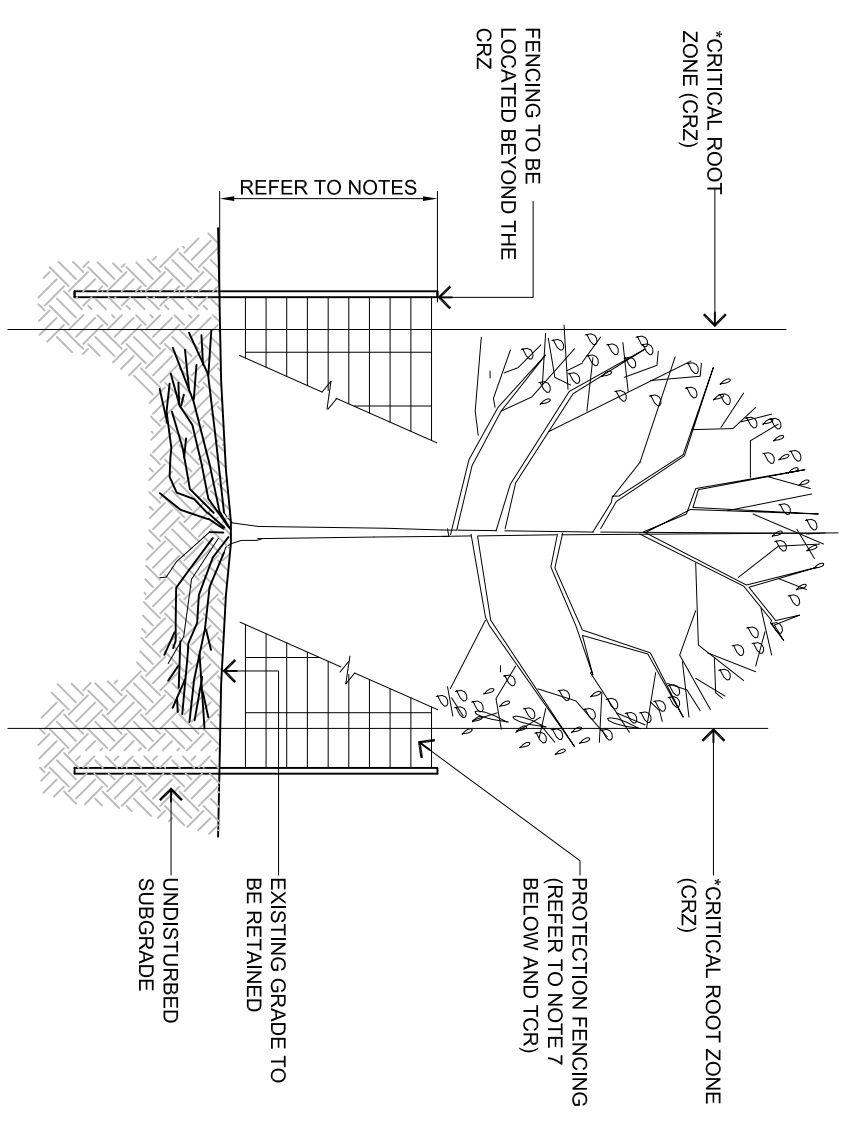
1a	UNIT PAVING	NTS
L2.01		



1b	UNIT PAVING /	
L2.01	EDGE RESTRAINT	NTS

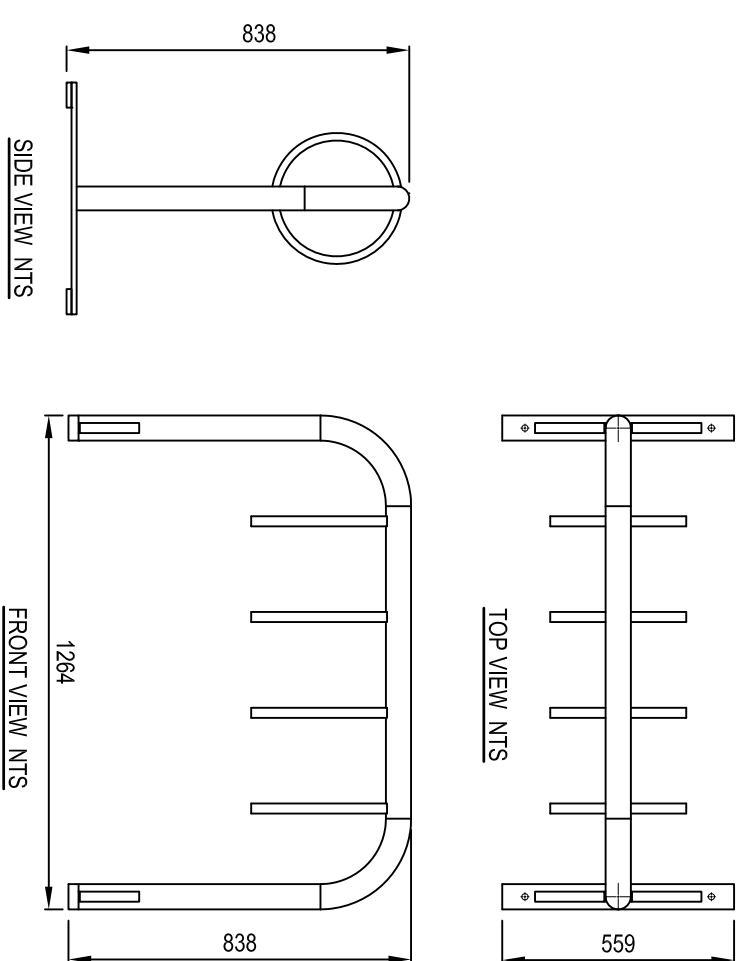
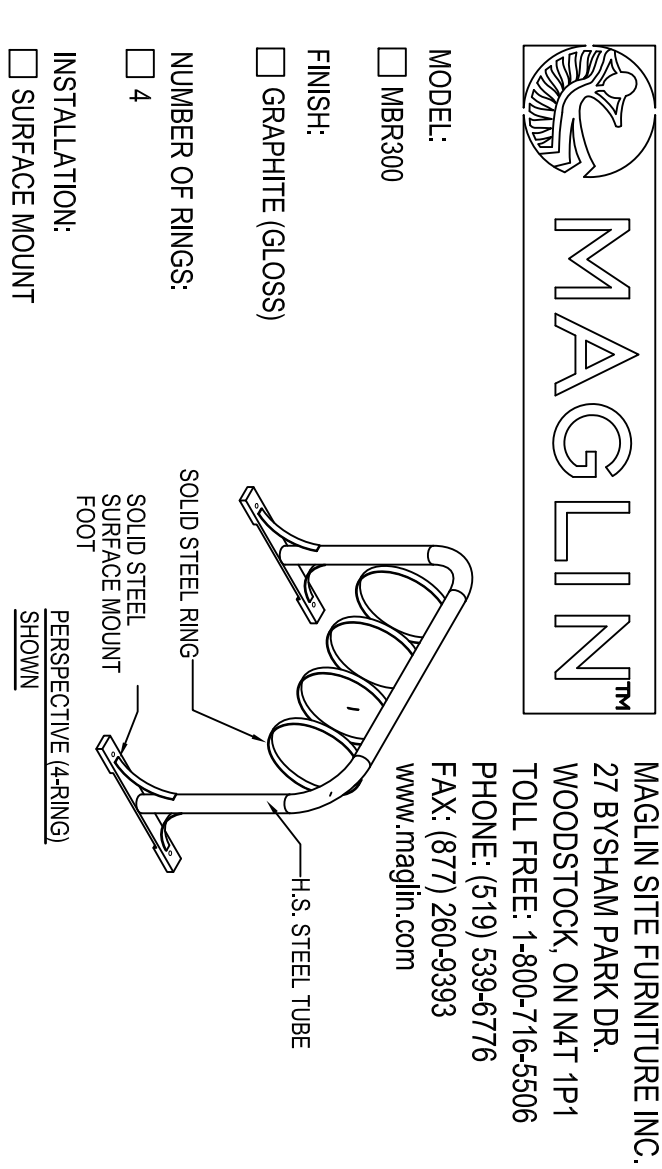


2	
L2.01	PLANTING DETAILS NTS



- \* NOTES:**
1. THE CRITICAL ROOT ZONE (CRZ) IS ESTABLISHED AS BEING 10' ON THE DISTANCE FROM THE TRUNK OF THE TREE FOR EVERY 6" OF TRUNK DBH. THE CRZ IS CALCULATED AS DBH x 10cm.
  2. THE TREES WITHIN THE CRITICAL ROOT ZONE (CRZ) OR AT EXISTING TREES SHALL BE PROPERLY PROTECTED WITH FENCING AS FOLLOWS:
  3. THE CRZ OF THE CRITICAL ROOT ZONE (CRZ) SHALL REMAIN UNDISTURBED AND SHALL NOT BE CUT, CUT DOWN, OR REMOVED.
  4. THE CRZ OF THE CRITICAL ROOT ZONE (CRZ) SHALL BE PROTECTED BY FENCING OR BY OTHER MEANS TO PREVENT ANY DAMAGE TO THE CRZ.
  5. PRUNE BRANCHES TO AVOID DAMAGED LIMBS, DO NOT DAMAGE LEAVES.
  6. CUTTING OF ROOTS OR CHANGING OF ROOTS AROUND EXISTING TREES TO BE PRESERVED.
  7. IF TREES ARE BEING ADVERSELY AFFECTED BY CONSTRUCTION A WARNING AND FERTILLIZING PROGRAM IS TO BE SETUP TO THE SATISFACTION OF THE CITY.
  8. THE CRITICAL ROOT ZONE (CRZ) SHALL BE PROTECTED BY FENCING OR BY OTHER MEANS TO PREVENT ANY DAMAGE TO THE CRZ.
  9. AND/OR OTHER TREE PRESERVATION ZONES AS DETERMINED ON THE PLANS.
  10. TREE PROTECTION FENCING OPTIONS TO BE APPROVED BY CITY:
  11. 12" MIN. WOOD CHALK-PAINT FENCE MOUNTED ON TUBULAR STEEL SUPPORT POSTS ON 4" TT POSTS, 2.4m OR 8'.
  12. 12" MIN. WOOD CHALK-PAINT FENCE MOUNTED ON TUBULAR STEEL SUPPORT POSTS ON 4" TT POSTS, 2.4m OR 8'.
  13. 12" MIN. HIGH VIBRILITY (INTERNATIONAL ORANGE), PLASTIC PABRIC (HIGH DENSITY POLYETHYLENE) MOUNTED ON WOOD FRAME W/ TOP AND BOTTOM WOOD RAILS.

3  
L2.01 TREE PROTECTION BARRIER NTS



- NOTES:**
1. ALL PARTS TO BE SOLID STEEL FLAT BAR & H.S. STEEL TUBE.
  2. ALL STEEL COMPONENTS TO BE PROTECTED WITH E-COAT RUST PROOFING.
  3. INSTALLATION TO BE COMPLETED IN ACCORDANCE WITH MANUFACTURER'S SPECIFICATIONS.
  4. DO NOT SCALE DRAWING.

5	
L2.01	BICYCLE RACK - 4-RING NTS

NOT FOR CONSTRUCTION		
no.	date	revision
04	SEPT 2018	PER CITY COMMENTS (5)
03	MAR-28/18	PER CITY COMMENTS (2)
02	NOV-28/17	PER CITY COMMENTS (1) / REVISED SITE
01	JUNE 12/17	ISSUE FOR SPA



Contractor shall check and verify all dimensions on site and report all errors and/or omissions to the Consultant.

Work to be done in accordance with all applicable codes and by-laws.  
Do not scale Drawing.

This Drawing shall not be used for construction until signed by the Consultant.

Copyright reserved. This Drawing is the exclusive property of Lewstek Consultants Inc. and shall not be used without consent.

Consultant

**LEVSTEK CONSULTANTS**  
INC.  
LANDSCAPE ARCHITECTS

5871 Hugh Crescent - Ottawa - O.  
613 - 826 - 0518

• OTCAWA • OTC  
• 826 • 0518

518



Project  
**FRESH TOWNS**  
2710 DRAPER AVENUE

OTTAWA ONTARIO

Drawing Title

**LANDSCAPE DETAILS**

Drawn	Date	Drawing No.
-------	------	-------------

Scale	Project No.
-------	-------------

AS NOTED	1130
----------	------