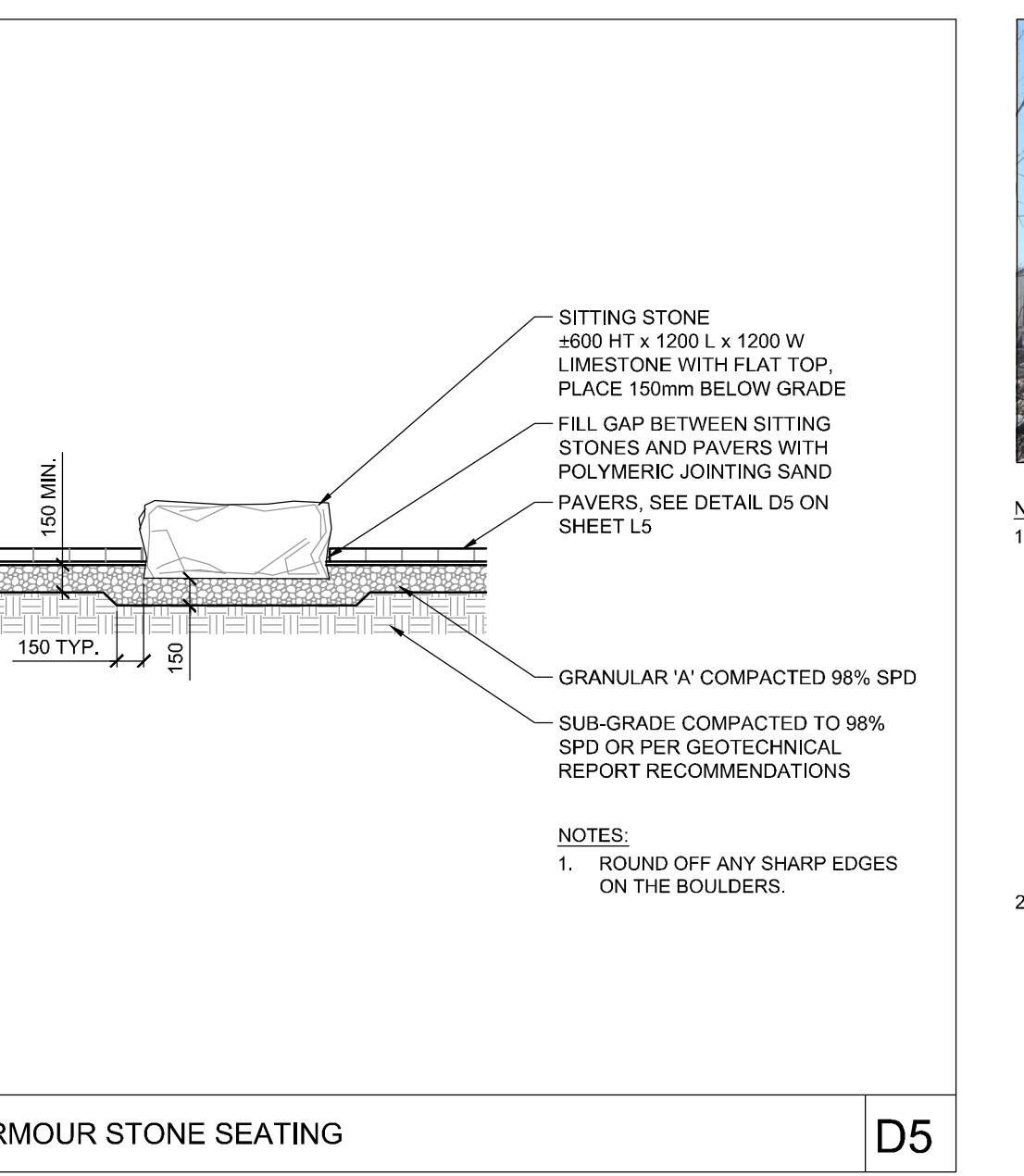
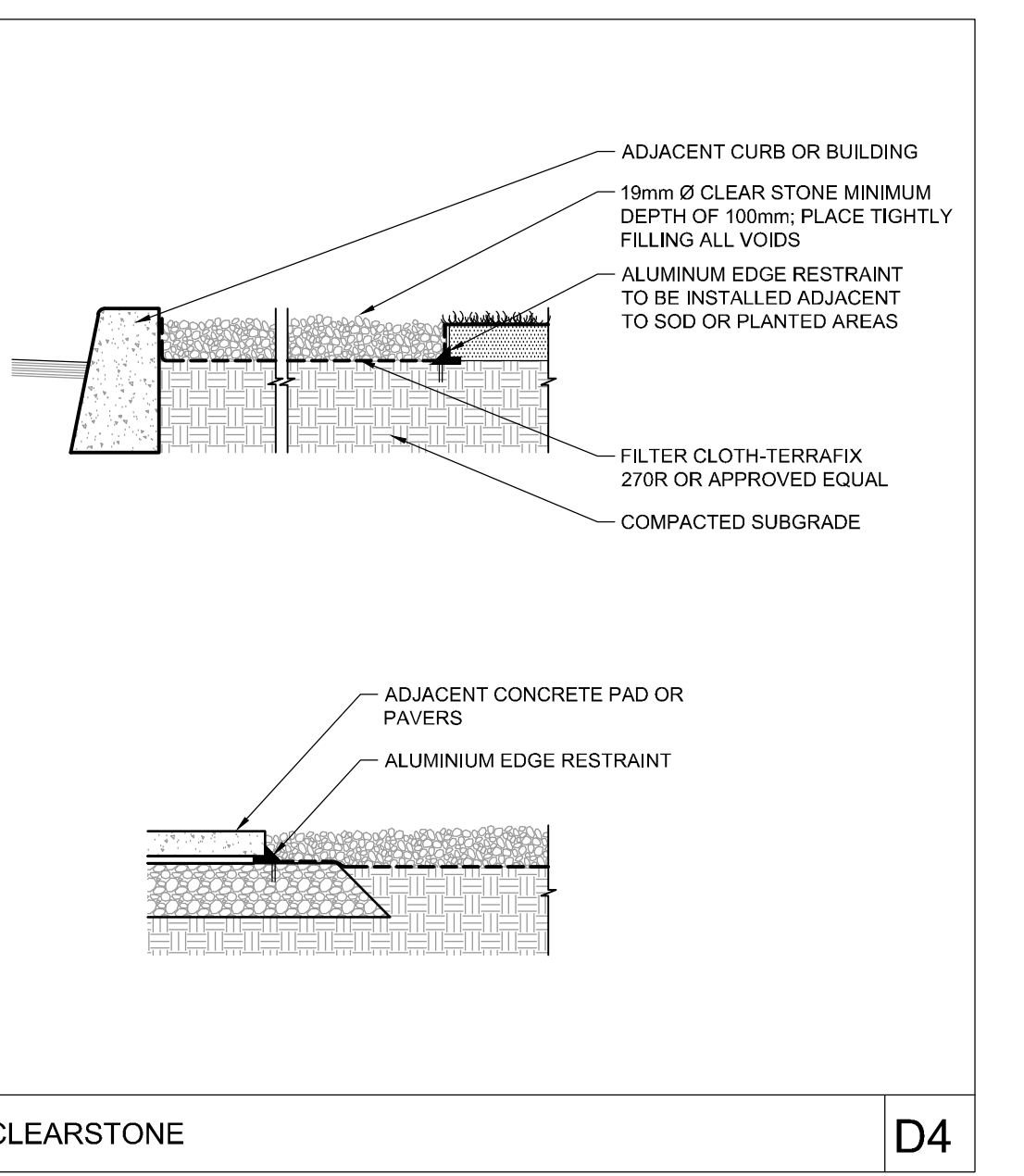
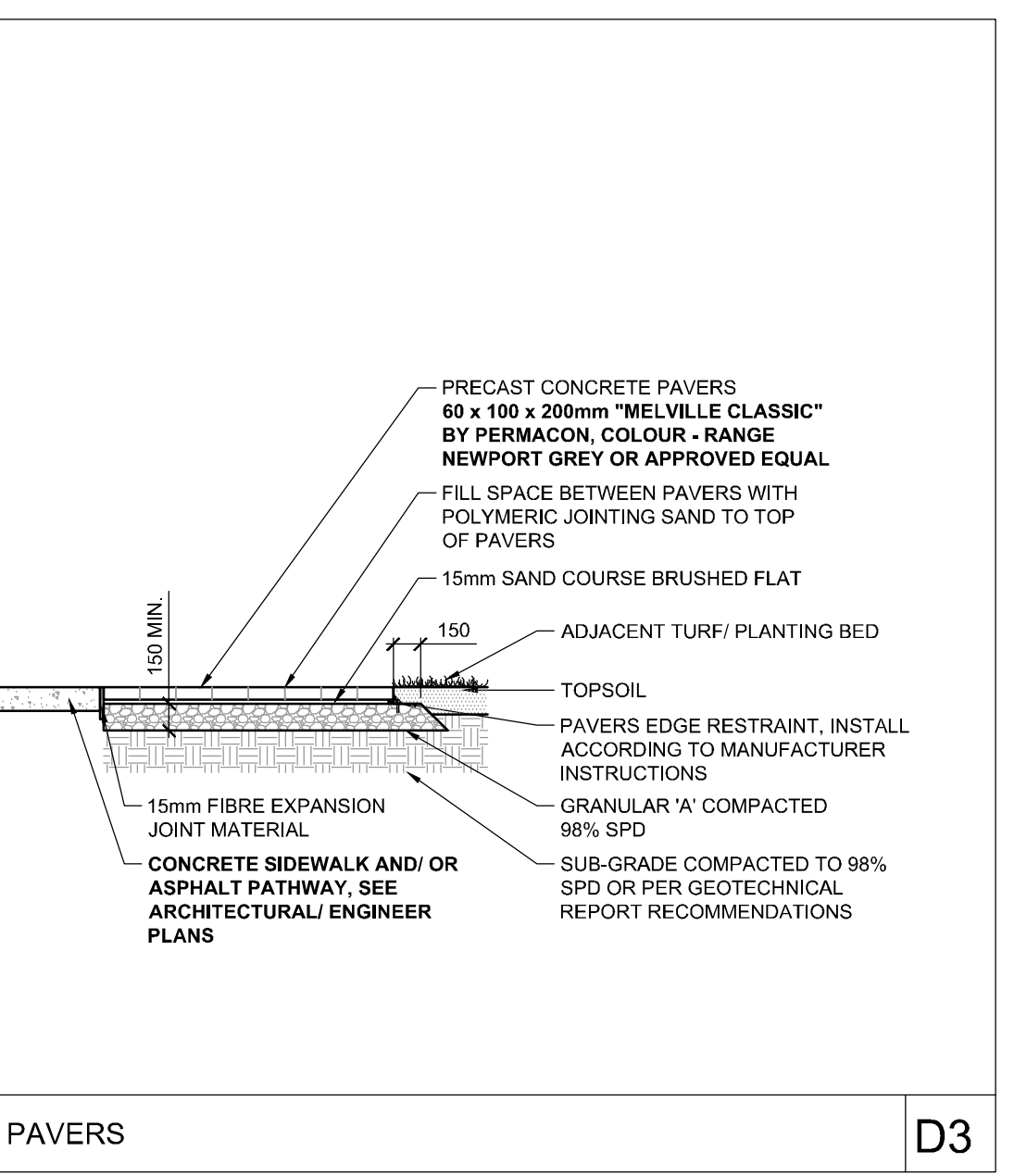
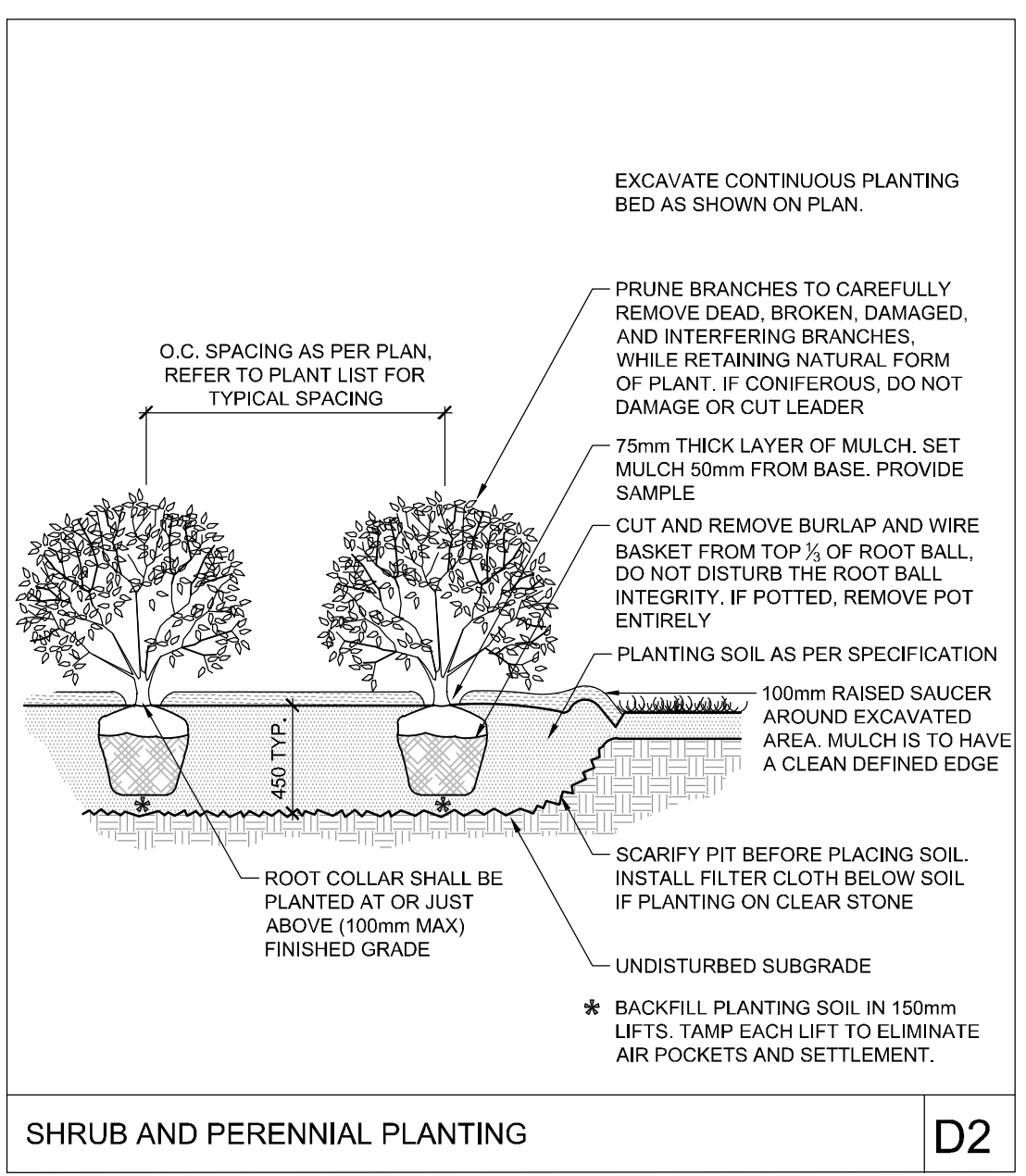
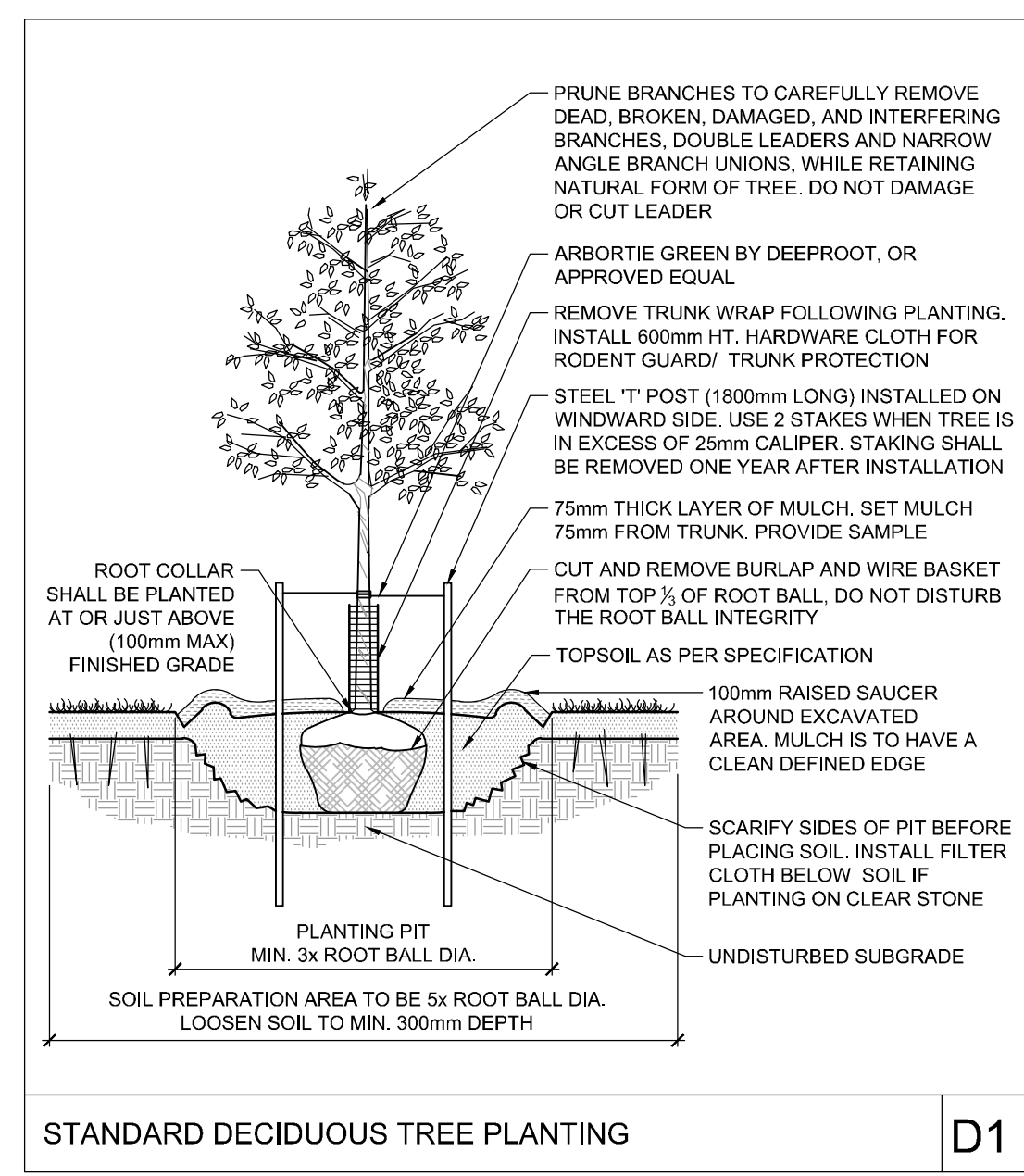


- PLANTING NOTES**
- This drawing shall be read in conjunction with all relevant documents.
  - Refer to Engineering Drawings for Grading. Provide drainage as indicated in grading plan. Round all tops and toes of slopes, smoothly. Compact all areas to 95% Standard Proctor Density unless otherwise noted.
  - Refer to Architectural Drawings for site layout.
  - Refer to Engineering Drawings for site servicing.
  - Contractor must contact utility companies for locates prior to excavation or planting.
  - It is essential to use the plans and details in conjunction with the specifications and notes.
  - Existing trees to be retained shall be protected according to the contract detail and specifications.
  - Plant material shall be No. 1 Grade and shall comply with Canadian Standards for Nursery Stock (latest edition) published by the Canadian Nursery Landscape Association.
  - Use plant material with strong fibrous root system free of disease, defects or injuries, and structurally sound. Use trees with straight trunks, well and characteristically branched for species. Obtain approval from consultant of plant material at source prior to digging. All trees and shrubs shall be container grown, potted, W/B or B/B, as indicated on Plant List. Bare root planting will only be acceptable for certain species and as approved by the Landscape Architect.
  - Plant material substitutions shall not be permitted without the written approval from the consultant, with 48 hours notice, prior to shipping plant material.
  - Plant locations are schematic / approximate only. Contractor shall stake out locations on site for approval by the Landscape Architect prior to installation. The illustrated number of plants shown in the Planting Plan supersedes the estimated number in the Plant List. Contractor to report any discrepancies to the Landscape Architect prior to installation. Contractor will assume full responsibility if the Landscape Architect is not notified.
  - Shrubs, Perennials, Vines, and Groundcovers shall be planted in a continuous planting bed of 450mm depth with approved topsoil covered with 75mm depth shredded bark mulch.
  - Ensure trees are thoroughly watered following planting. Monitor material and ensure adequate moisture until acceptance.
  - In heavy clay or poorly drained soils, set root ball with root collar 75-100mm higher than finished grade.
  - Sod and/or seed areas to receive 100mm depth topsoil as specified. Sod shall be No. 1 Kentucky Bluegrass Sod grown from minimum mixture of 3 Kentucky Bluegrass cultivars. Quality and source shall comply with Canadian Standards for Nursery Stock, Section 17, (latest edition) published by the Canadian Nursery Landscape Nursery Landscape Association. Unless otherwise specified, turf is to be maintained by the contractor until a second cutting is accepted by the Landscape Architect.
  - Apply the following mineral fertilizer unless soil tests show other requirements: Sodded areas - (8-32-16) 8% Nitrogen, 32% Phosphorus, 16% Potash at a rate of 350kg/ha - Planting Beds - (8-32-16) - 8% Nitrogen, 32% Phosphorus, 16% Potash as per manufacturer specifications.
  - Reinstate all areas damaged or disturbed beyond the Limit of Work.

**117209 Infusion Terrace Homes - Plant List**

KEY	QTY	BOTANICAL NAME	COMMON NAME	SIZE	COND	SPACING
<b>Deciduous Trees</b>						
AXP	3	<i>Amelanchier x grandiflora 'Princess Diana'</i>	Princess Diana Serviceberry	50mm Cal	WB	As Shown
GBH	1	<i>Ginkgo biloba 'Halika'</i>	Halika Ginkgo	50mm Cal	WB	As Shown
SRI	3	<i>Syringa reticulata 'Ivory Silk'</i>	Ivory Silk Japanese Tree Lilac	50mm Cal	WB	As Shown
<b>Coniferous Shrubs</b>						
Jct	10	<i>Juniperus chinensis 'Fairview'</i>	Fairview Juniper	200cm H	WB	100cm O.C.
Toh	4	<i>Thuja occidentalis 'Holmstrup'</i>	Holmstrup Cedar	175cm H	PT	As Shown
<b>Deciduous Shrubs</b>						
Ama	5	<i>Aronia melanocarpa 'Autumn Magic'</i>	Autumn Magic Chokecherry	60cm H	PT	100cm O.C.
Anv	31	<i>Aronia melanocarpa 'Viking'</i>	Viking Chokecherry	60cm H	PT	100cm O.C.
DI	44	<i>Diervilla lonicera</i>	Bush Honeysuckle	60cm H	PT	100cm O.C.
HIF	64	<i>Hydrangea paniculata 'Little Quick Fire'</i>	Little Quick Fire Hydrangea	50cm H	PT	100cm O.C.
<b>Ornamental Grasses</b>						
ckf	62	<i>Calamagrostis acutiflora 'Karl Foerster'</i>	Karl Foerster Feather Reed Grass	1g	PT	60cm O.C.



NOTE: THE POSITION OF ALL POLE LINES, CONDUITS, WATERMANS, SEWERS AND OTHER UNDERGROUND AND OVERGROUND UTILITIES AND STRUCTURES IS NOT NECESSARILY SHOWN ON THE CONTRACT DRAWINGS, AND WHERE SHOWN, THE ACCURACY OF THE POSITION OF SUCH UTILITIES AND STRUCTURES IS NOT GUARANTEED. BEFORE STARTING WORK, DETERMINE THE EXACT LOCATION OF ALL SUCH UTILITIES AND STRUCTURES AND ASSUME ALL LIABILITY FOR DAMAGE TO THEM.

**NOT FOR CONSTRUCTION**

Minto Communities Canada  
200-180 Kent Street  
Ottawa, Ontario  
K1P 0B6

Annis O'Sullivan Vollebakk Ltd.  
14 Concordia Gate, Suit 500  
Nepean, Ontario  
K2E 7S6

J.L. Richards  
864 Lady Ellen Place  
Ottawa, Ontario  
K1Z 5M2



No.	REVISION	DATE	BY
4.	SITE PLAN CONTROL APPLICATION	AUG 22/18	RJ
3.	SITE PLAN CONTROL APPLICATION	JUL 12/18	RJ
2.	COORDINATION	JUL 6/18	RJ
1.	SITE PLAN CONTROL APPLICATION	MAR 22/18	JP

SCALE

1:200

0 2 4 6 8

DESIGN: JP

CHECKED: RJ

DRAWN: JP

CHECKED: RJ

APPROVED: RJ

**FOR REVIEW ONLY**

ASSOCIATION OF LANDSCAPE ARCHITECTS

ASSOCIATION OF LANDSCAPE ARCHITECTS

**NOVATECH**

Engineers, Planners & Landscape Architects  
Suite 200, 240 Michael Cowpland Drive  
Ottawa, Ontario, Canada K2M 1P6

Telephone: (613) 254-9643  
Facsimile: (613) 254-9807  
Website: www.novatech-eng.com

LOCATION  
CITY OF OTTAWA  
HARMONY, 4025 STRANDHERD DRIVE

DRAWING NAME  
INFUSION TERRACE HOMES  
TE BLOCK 104  
LANDSCAPE PLAN

PROJECT No.: 117209-00

REV: REV # 4

DRAWING No.: 117209-L1

D07-12-18-0041