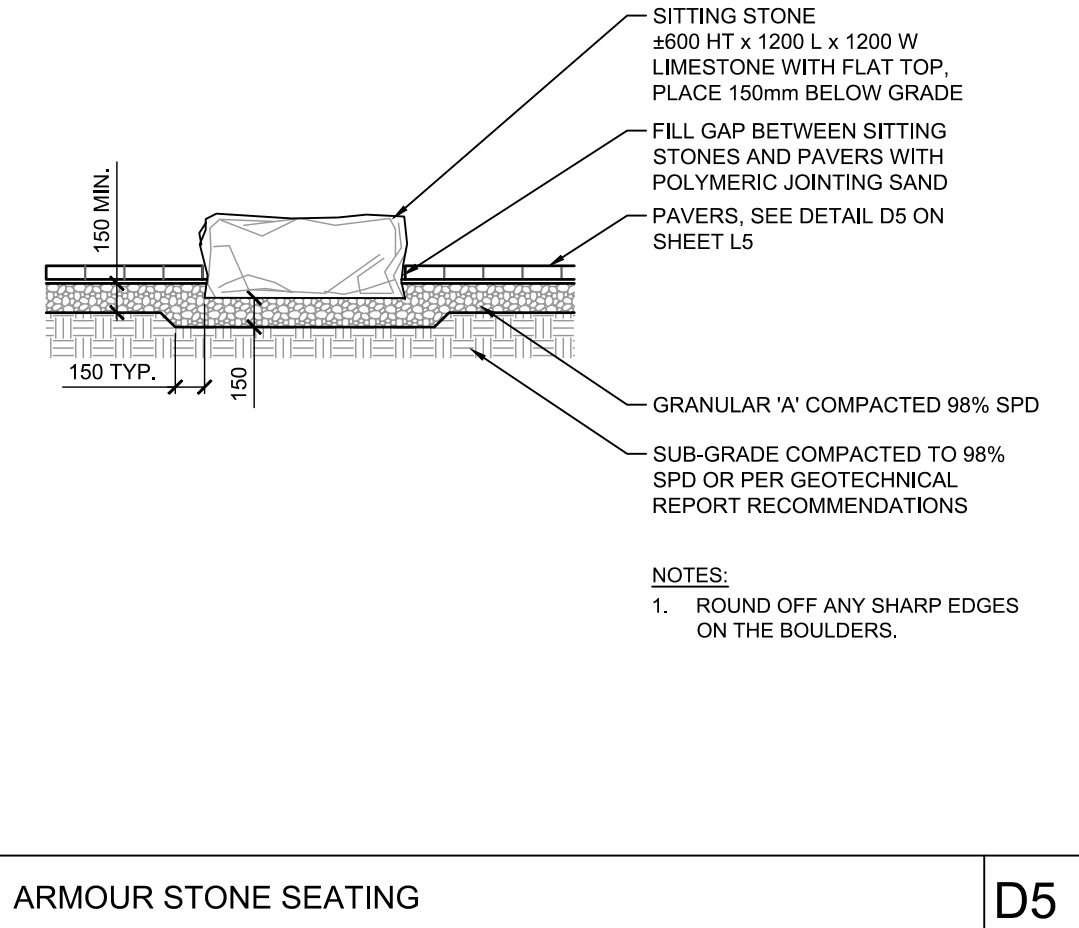
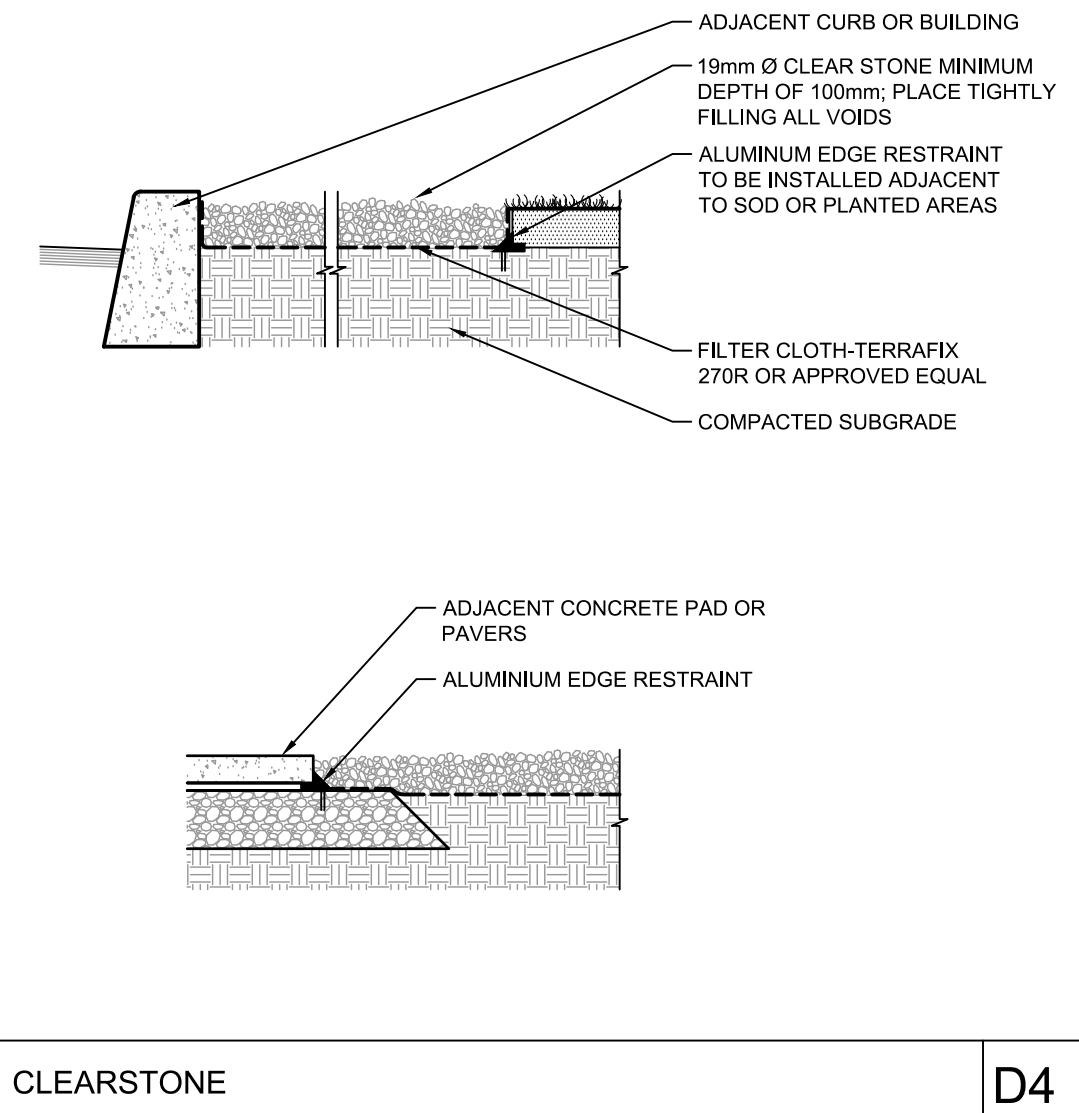
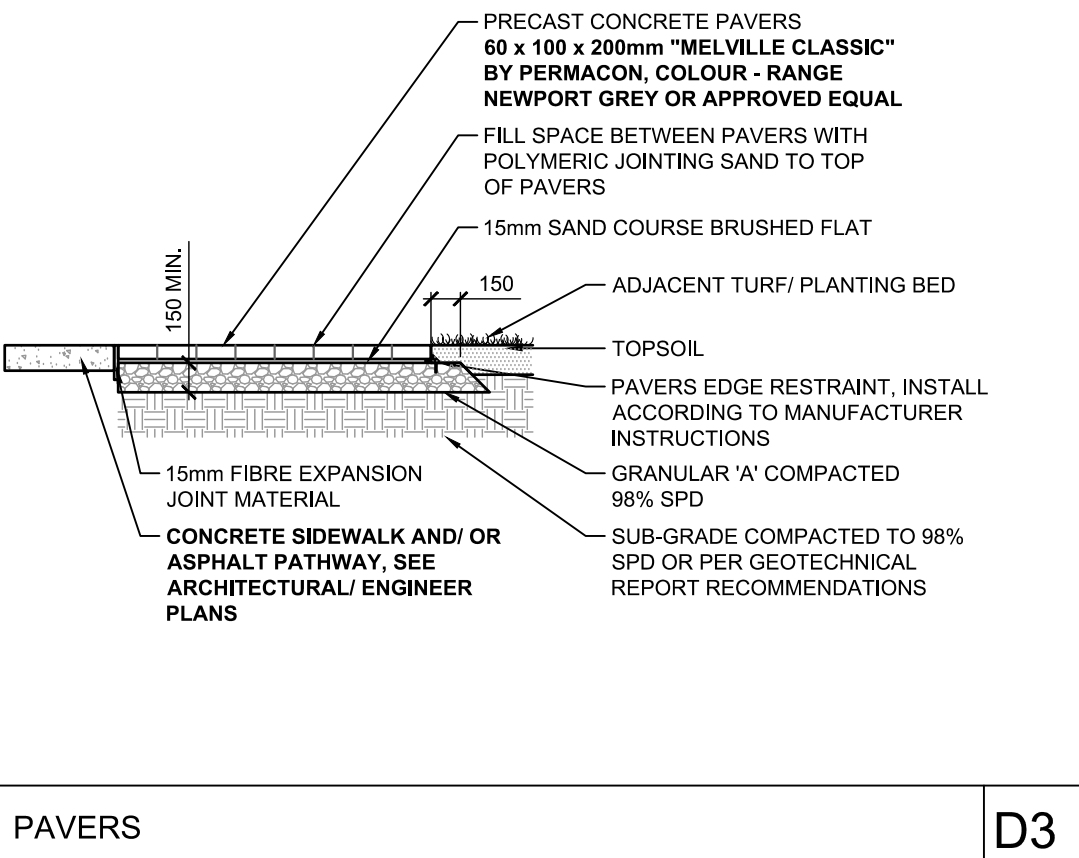
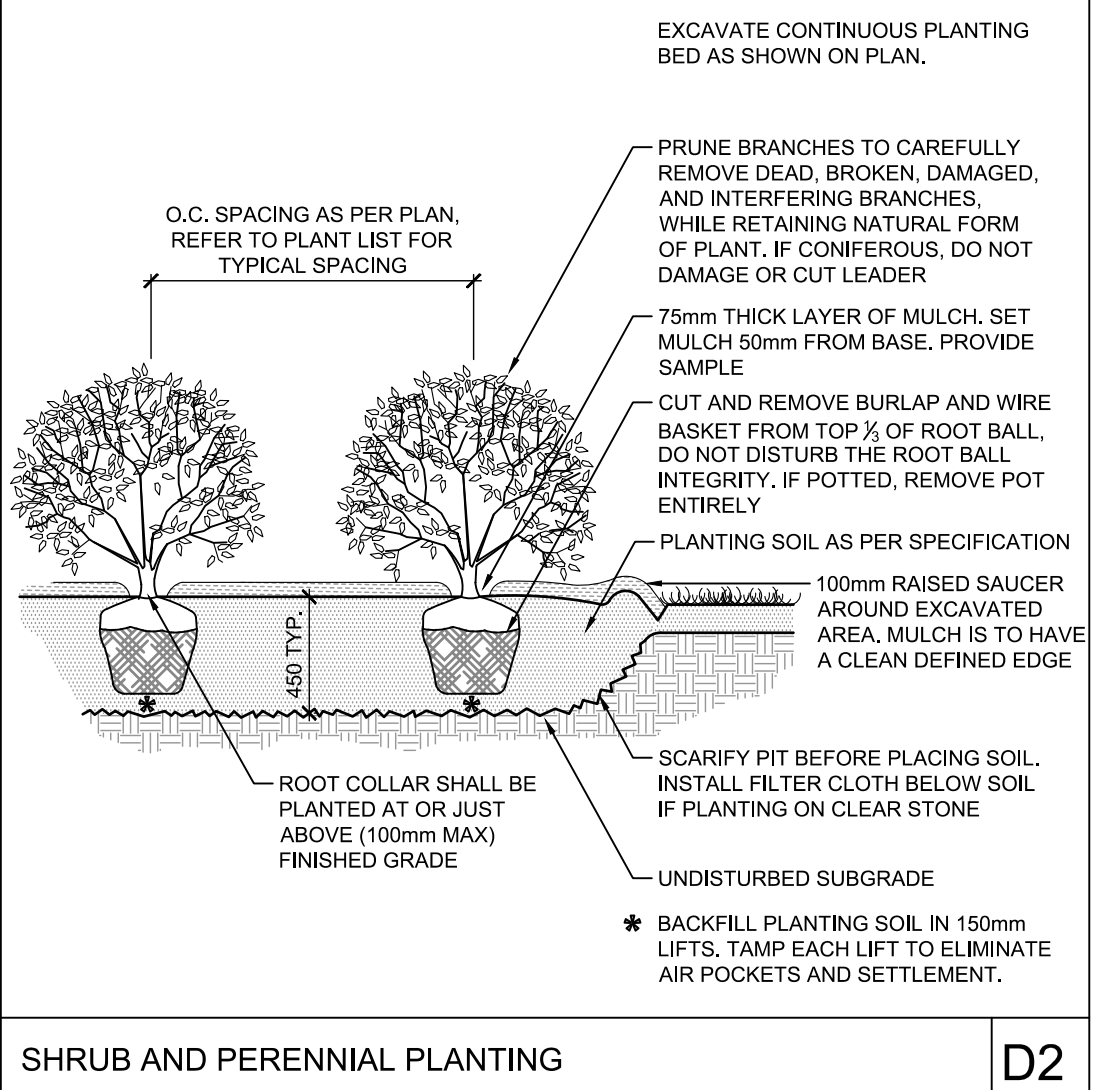
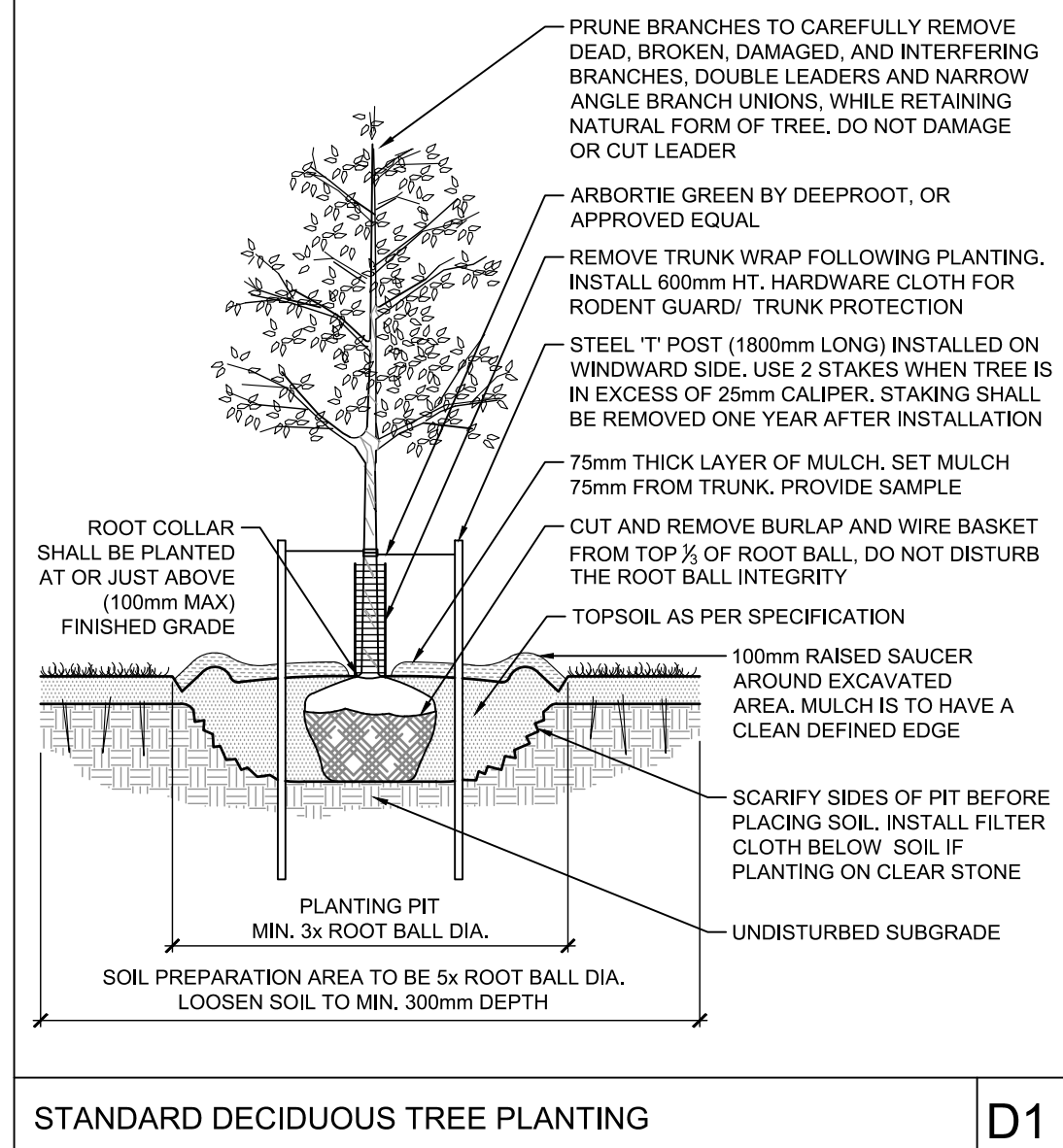


- PLANTING NOTES**
- This drawing shall be read in conjunction with all relevant documents.
 - Refer to Engineering Drawings for Grading. Provide drainage as indicated in grading plan. Round all tops and toes of slopes, smoothly. Compact all areas to 95% Standard Proctor Density unless otherwise noted.
 - Refer to Architectural Drawings for site layout.
 - Refer to Engineering Drawings for site servicing.
 - Contractor must contact utility companies for locates prior to excavation or planting.
 - It is essential to use the plans and details in conjunction with the specifications and notes.
 - Existing trees to be retained shall be protected according to the contract detail and specifications.
 - Plant material shall be No. 1 Grade and shall comply with Canadian Standards for Nursery Stock (latest edition) published by the Canadian Nursery Landscape Association.
 - Use plant material with strong fibrous root system free of disease, defects or injuries, and structurally sound. Use trees with straight trunks, well and characteristically branched for species. Obtain approval from consultant of plant material at source prior to digging. All trees and shrubs shall be container grown, potted, W/B or B/B, as indicated on Plant List. Bare root planting will only be acceptable for certain species and as approved by the Landscape Architect.
 - Plant material substitutions shall not be permitted without the written approval from the consultant, with 48 hours notice, prior to shipping plant material.
 - Plant locations are schematic / approximate only. Contractor shall stake out locations on site for approval by the Landscape Architect prior to installation. The illustrated number of plants shown in the Planting Plan supersedes the estimated number in the Plant List. Contractor to report any discrepancies to the Landscape Architect prior to installation. Contractor will assume full responsibility if the Landscape Architect is not notified.
 - Shrubs, Perennials, Vines, and Groundcovers shall be planted in a continuous planting bed of 450mm depth with approved topsoil covered with 75mm depth shredded bark mulch.
 - Ensure trees are thoroughly watered following planting. Monitor material and ensure adequate moisture until acceptance.
 - In heavy clay or poorly drained soils, set root ball with root collar 75-100mm higher than finished grade.
 - Sod and/or seed areas to receive 100mm depth topsoil as specified. Sod shall be No. 1 Kentucky Bluegrass Sod grown from minimum mixture of 3 Kentucky Bluegrass cultivars. Quality and source shall comply with Canadian Standards for Nursery Stock, Section 17, (latest edition) published by the Canadian Nursery Landscape Association. Unless otherwise specified, turf is to be maintained by the contractor until a second cutting is accepted by the Landscape Architect.
 - Apply the following mineral fertilizer unless soil tests show other requirements: Sodded areas - (8-32-16) 8% Nitrogen, 32% Phosphorus, 16% Potash at a rate of 350kg/ha. - Planting Beds - (8-32-16) - 8% Nitrogen, 32% Phosphorus, 16% Potash as per manufacturer specifications.
 - Reinstate all areas damaged or disturbed beyond the Limit of Work.

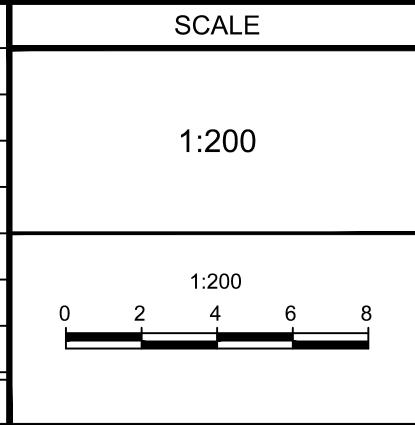
KEY	QTY	BOTANICAL NAME	COMMON NAME	SIZE	COND	SPACING
Deciduous Trees						
AXP	3	<i>Amelanchier x grandiflora</i> 'Princess Diana'	Princess Diana Serviceberry	50mm Cal	WB	As Shown
GBH	1	<i>Ginkgo biloba</i> 'Halka'	Halka Ginkgo	50mm Cal	WB	As Shown
SRI	3	<i>Syringa reticulata</i> 'Ivory Silk'	Ivory Silk Japanese Tree Lilac	50mm Cal	WB	As Shown
Deciduous Shrubs						
Ama	10	<i>Aronia melanocarpa</i> 'Autumn Magic'	Autumn Magic Chokecherry	60cm Ht	PT	100cm O.C.
Amv	22	<i>Aronia melanocarpa</i> 'Viking'	Viking Chokecherry	60cm Ht	PT	100cm O.C.
DI	28	<i>Diervilla lonicera</i>	Bush Honeysuckle	60cm Ht	PT	100cm O.C.
HIF	63	<i>Hydrangea paniculata</i> 'Little Quick Fire'	Little Quick Fire Hydrangea	50cm Ht	PT	100cm O.C.
Ornamental Grasses						
ckf	24	<i>Calamagrostis acutiflora</i> 'Karl Foerster'	Karl Foerster Feather Reed Grass	1g	PT	60cm O.C.



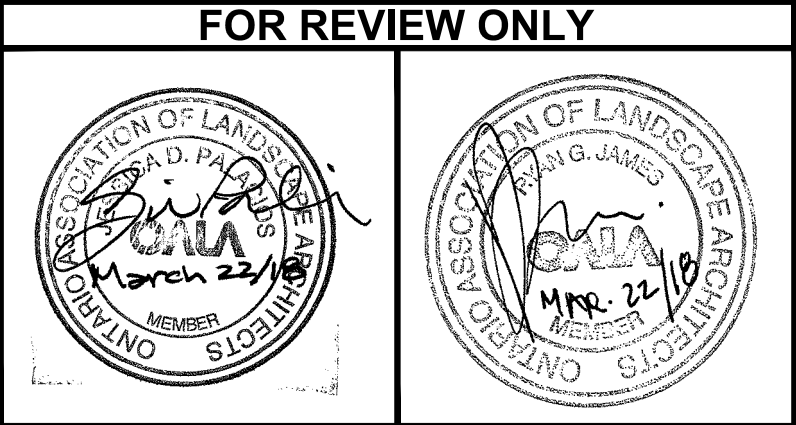
NOTE:
THE POSITION OF ALL POLE LINES, CONDUITS, WATERMAINS, SEWERS AND OTHER UNDERGROUND AND OVERGROUND UTILITIES AND STRUCTURES IS NOT NECESSARILY SHOWN ON THE CONTRACT DRAWINGS, AND WHERE SHOWN, THE ACCURACY OF THE POSITION OF SUCH UTILITIES AND STRUCTURES IS NOT GUARANTEED. BEFORE STARTING WORK, DETERMINE THE EXACT LOCATION OF ALL SUCH UTILITIES AND STRUCTURES AND ASSUME ALL LIABILITY FOR DAMAGE TO THEM.

NOT FOR
CONSTRUCTION

No.	REVISION	DATE	BY
1.	SITE PLAN CONTROL APPLICATION	MAR 22/18	JP



DESIGN	JP
CHECKED	RJ
DRAWN	JP
CHECKED	RJ
APPROVED	RJ



NOVATECH
Engineers, Planners & Landscape Architects
Suite 200, 240 Michael Cowpland Drive
Ottawa, Ontario, Canada K2M 1P6
Telephone (613) 254-9643
Facsimile (613) 254-5867
Website www.novatech-eng.com

LOCATION CITY OF OTTAWA HARMONY, 4025 STRANDHERD DRIVE	PROJECT No. 117209-00
DRAWING NAME INFUSION TERRACE HOMES TE BLOCK 104 LANDSCAPE PLAN	REV #1 DRAWING No. 117209-L1