



By E-mail: Samantha [samantha@csarchitect.com]

December 5, 2017

Our File Ref.: 170896

Christopher Simmonds Architect
45 Eccles St.
Ottawa, Ontario K1R 6S3

Attention: Samantha Schneider

Subject: New Tile Showroom/ Warehouse, 2510 Walkley Rd, Ottawa, Ontario
Site Lighting Certification

Dear Ms. Schneider,

The following is to confirm that the proposed site lighting design for the above-mentioned project complies with the City of Ottawa standards pertaining to full cut-off classification fixtures and minimal light spillage (maximum 4.0 Lux or 0.4 fc) on adjacent properties.

In the summary of our lighting design simulation, the lighting levels at 3m past the property line are as follows:

1. Average lighting level: 0.5 Lux or 0.1 fc
2. Minimum lighting level: 0.1 Lux or 0.0 fc
3. Maximum lighting level: 4.0 Lux or 0.4 fc

Please do not hesitate to contact us if you have further questions.



Yours truly,
LRL Associates Ltd.

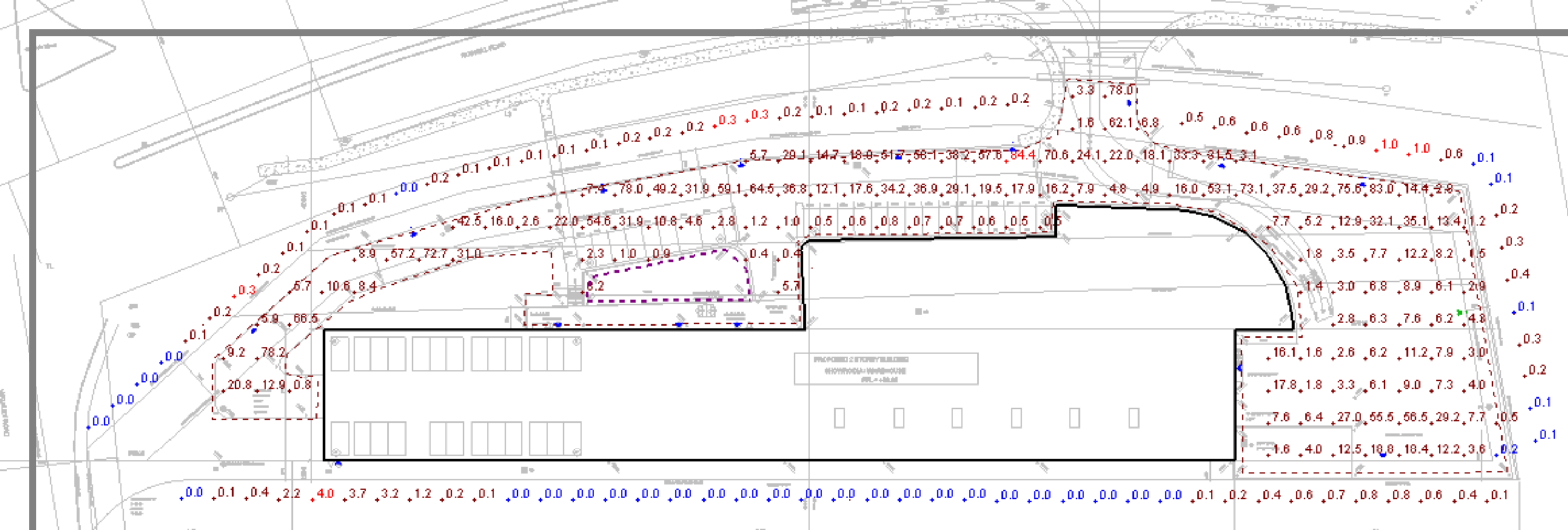





Martin Tessier, P.Eng

A handwritten signature in blue ink that reads "Patrick Hughes".

Patrick Hughes, C.Tech.





Schedule												
Symbol	Label	Quantity	Manufacturer	Catalog Number	Description	Lamp	Number Lamps	Filename	Lumens Per Lamp	Light Loss Factor	Wattage	
	A	5	KIM LIGHTING	UR20-24L-25-4K7-3	UR20	C-70-CRI DATA SHOWN IS ABSOLUTE.	1	UR20-24L-25-4K7-3.IES	3323	0.7	25	
	B	10	KIM LIGHTING Educational, Government, Healthcare, Hospitality, Hotel, Industrial, Institutional, Manufacturing, Pathway, Prison, Roadway, Site, Sports, Street, Direct, Wet Location	UR20-56L-110-4K7-FR-BC	UR20	C-70-CRI DATA SHOWN IS ABSOLUTE.	1	UR20-56L-110 - 4K7-FR-BC.IES	10061.04	0.7	110	
	C	1	KIM LIGHTING Educational, Government, Healthcare, Hospitality, Hotel, Industrial, Institutional, Manufacturing, Pathway, Prison, Roadway, Site, Sports, Street, Direct, Wet Location	UR20-56L-110-4K7-4W-BC	UR20	C-70-CRI DATA SHOWN IS ABSOLUTE.	1	UR20-56L-110 - 4K7-4W-BC.ies	9145.094	0.7	110	

Statistics						
Description	Symbol	Max	Min	Max/Min	Avg/Min	Avg
Area Parking, Road, Loading Dock	+	84.4 lux	0.2 lux	422.0:1	98.0:1	19.6 lux
Loading Dock Property Line	+	1.0 lux	0.1 lux	10.0:1	4.0:1	0.4 lux
Parking Front Entrance Property Line	+	0.3 lux	0.0 lux	N/A	N/A	0.1 lux
Property Line Facing GT	+	4.0 lux	0.0 lux	N/A	N/A	0.5 lux

Designer
 P.H.
Date
 04/12/2017
Scale
 Not to Scale
Drawing No.
 170896
Summary
 Exterior Lighting