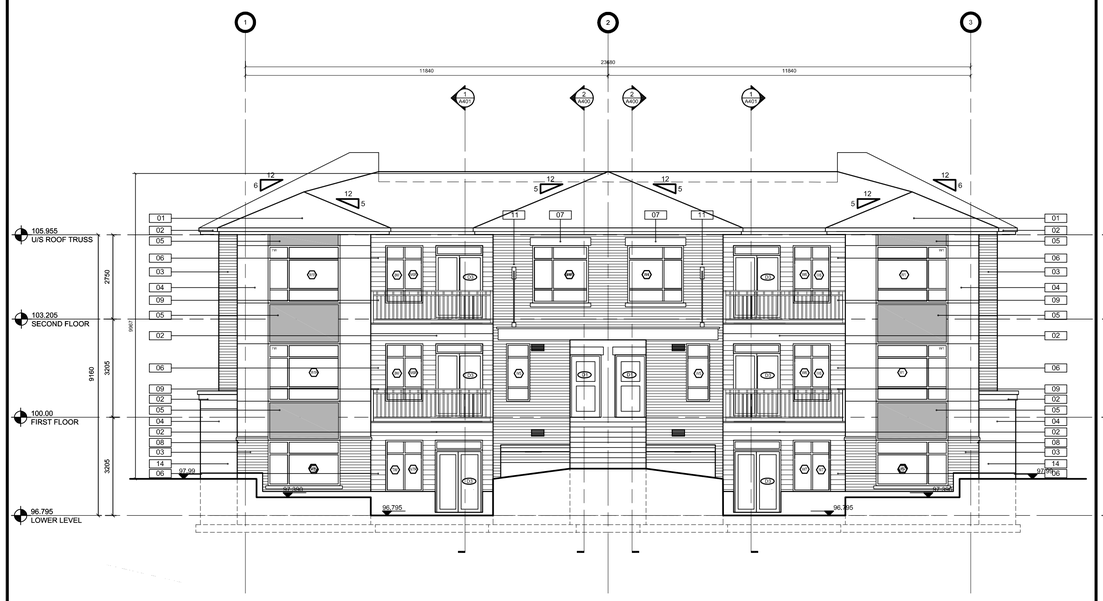

FRONT ELEVATIONS
BUILDINGS A, B & F

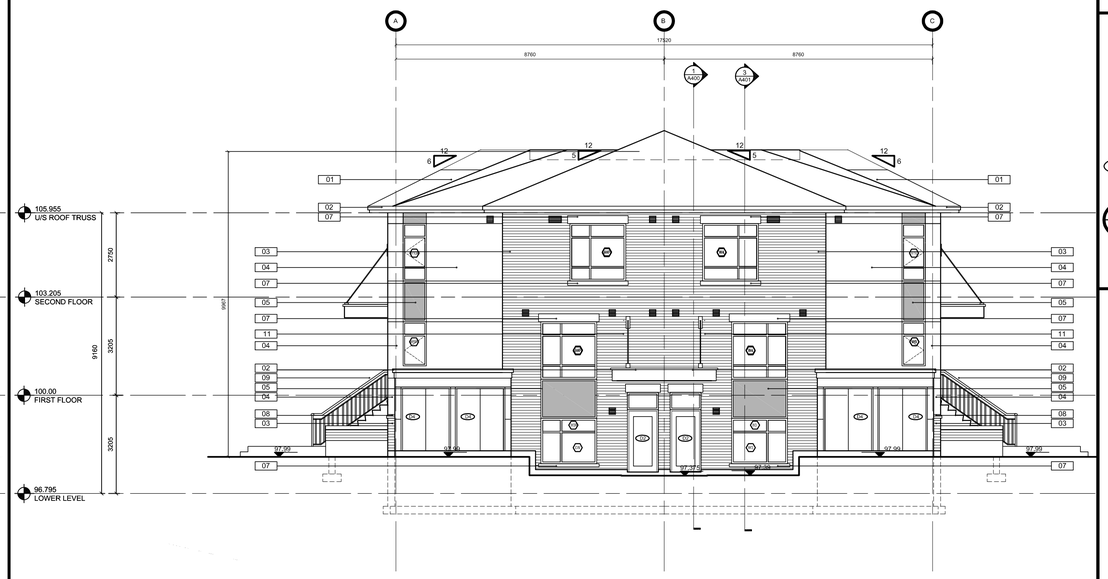

SIDE ELEVATIONS
BUILDINGS A, B & F

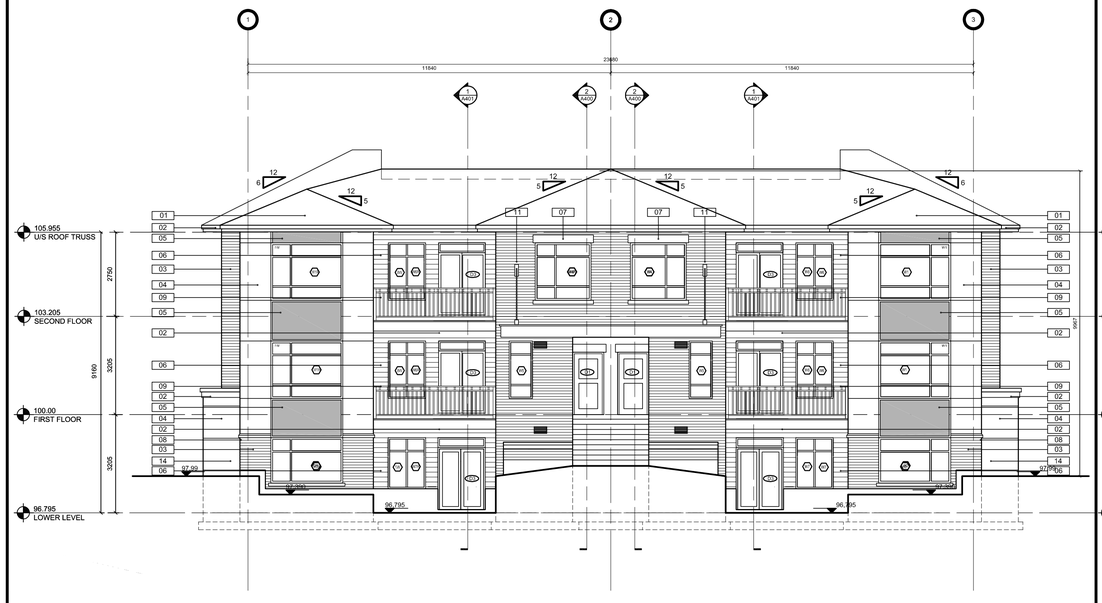

FRONT ELEVATIONS
BUILDINGS A, B & F

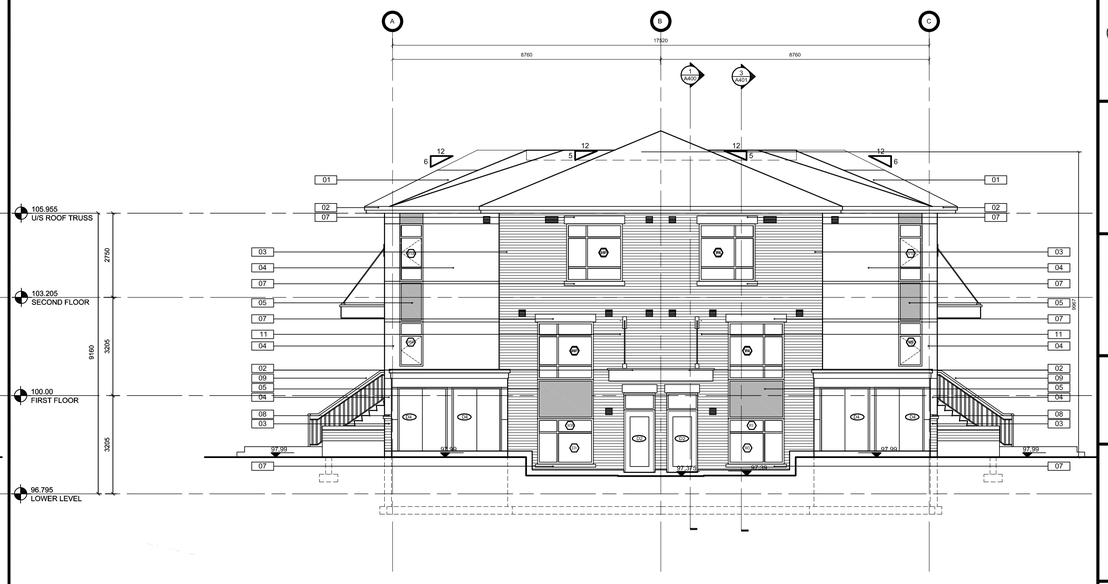

SIDE ELEVATIONS
BUILDINGS A, B & F

IT IS THE RESPONSIBILITY OF THE APPROPRIATE CONTRACTOR TO CHECK AND VERIFY ALL DIMENSIONS ON SITE AND TO REPORT ALL ERRORS AND/OR OMISSIONS TO THE ARCHITECT.

ALL CONTRACTORS MUST COMPLY WITH ALL PERTINENT CODES AND BY-LAWS.

THIS DRAWING MAY NOT BE USED FOR CONSTRUCTION UNTIL SIGNED BY THE ARCHITECT.

DO NOT SCALE DRAWINGS.

NOTATION SYMBOLS:

- 00 — INDICATES DRAWING NOTES, LISTED ON EACH SHEET.
- 00 — INDICATES ASSEMBLIE TYPE; REFER TO TYPICAL ASSEMBLIES SCHEDUAL.
- 00 — INDICATES WINDOW TYPE; REFER TO WINDOW ELEVATIONS AND DETAILS ON A900 SERIES.
- 000 — INDICATES DOOR TYPE; REFER TO DOOR SCHEDULE AND DETAILS ON A900 SERIES.
- 00 / A000 — DETAIL NUMBER; TITLE; SCALE; DETAIL REFERENCE PAGE

No.	DESCRIPTION	DATE
1	ISSUED FOR SITE PLAN APPLICATION	OCT 12 2018

REVISIONS:

ARCHITECT SEAL: ONTARIO ASSOCIATION of ARCHITECTS — RODERICK J. LAHEY LICENCE 4376

SEAL DATE: STAMP DATE

NORTH ARROW:

CLIENT: CLARIDGE HOMES

ARCHITECT:
RODERICK LAHEY ARCHITECT INC
56 Beech Street, Ottawa, Ontario K1S 3J6
t.613.724.9932 f.613.724.1209 www.rodericklahey.ca

PROJECT TITLE:
SPRINGVALLEY TRAILS
Z E N
OTTAWA ONTARIO

SHEET TITLE:
LARGE BLOCK
BUILDING ELEVATIONS

DRAWN:	CHECKED:
CM	RV
SCALE: 1:100	SHEET No. A200
PROJECT No. 1721	

D07-12-14-0154

PAPER SIZE: A1 | PLOT DATE: Friday, October 12, 2018 | PLOT SCALE: 1:1 | PEN STYLE: 0-RLA-MASTER-100%.ctb | F:\2017\1721 Claridge\Zen\Drawing\Design\Working Drawings\1721 ZEN Large Block SP1.dwg

#17669