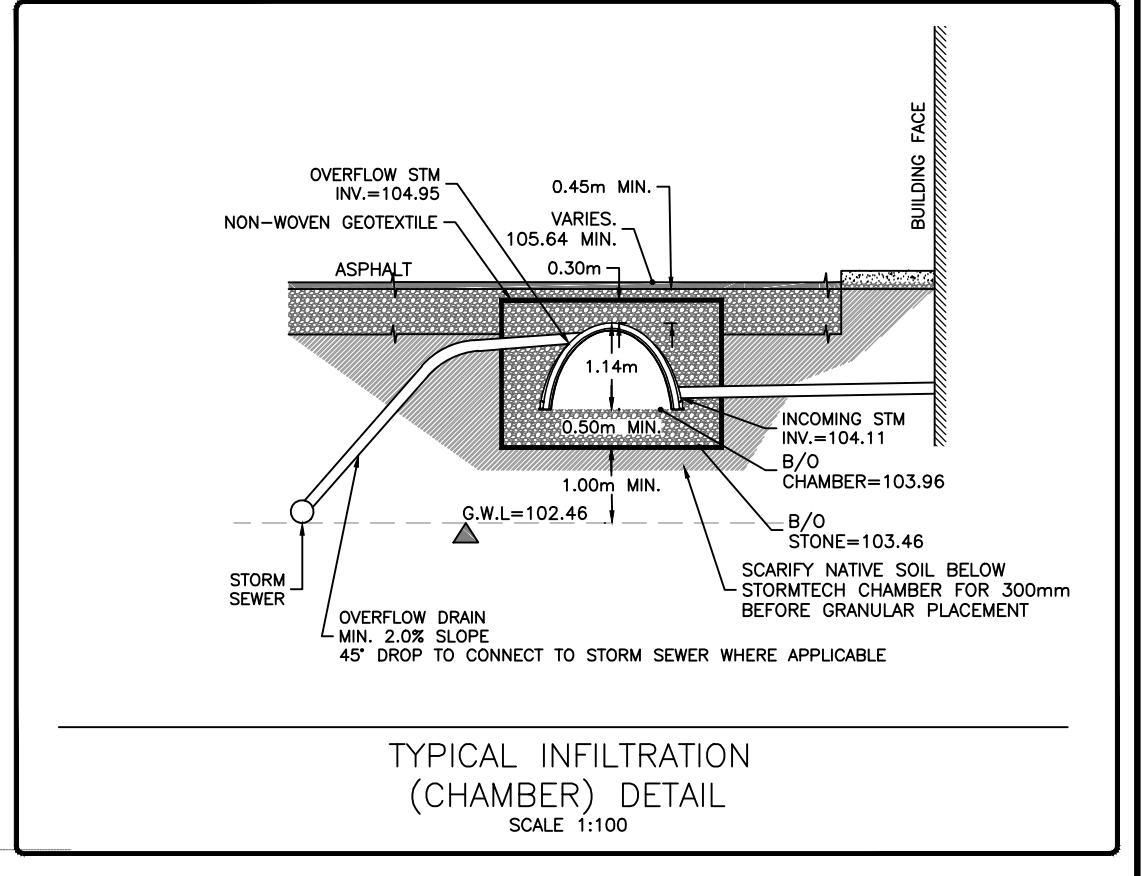


ADDITIONAL SERVICING NOTES

- CONSTRUCT STORMTECH CHAMBERS AND ADJACENT WORKS NEAR THE END OF THE DEVELOPMENT, AFTER BUILDING IS CONSTRUCTED. NATIVE MATERIAL AT INTERFACE WITH FILTRATION LAYER TO BE SCARIFIED/RACKED PRIOR TO INSTALLATION OF CLEAR STONE.
- MAINTAIN AT LEAST 1.0m CLEARANCE BETWEEN THE BOTTOM OF STONE LAYER AND HIGH GROUND WATER TABLE. GEOTECHNICAL REPORT PREPARED BY PATERSON GROUP DATED JANUARY 10, 2023 NOTES THE GROUNDWATER ELEVATION ~102.46m AT THE BOREHOLES NEAR THE PROPOSED STORMTECH CHAMBER LOCATIONS.
- MINIMUM PERIMETER STONE ON THE SIDES AND ON TOP OF THE CHAMBERS ARE AS PER MANUFACTURER'S INSTRUCTIONS.
- DEPTH OF STONE BELOW THE CHAMBERS TO BE AT LEAST 0.5m. THE BOTTOM STONE GRADATION SHOULD BE CHOSEN TO PROVIDE HIGH INFILTRATION RATES AND SHALL BE PROVIDED BY THE MANUFACTURER.
- INCOMING ROOF LEADERS AND OVER FLOW DRAINS SHALL BE MIN. 150mm# LAID AT MIN. 2.0% SLOPE. THE PIPE MATERIAL AND CONNECTION DETAILS WITH THE CHAMBER SHALL BE PROVIDED BY THE MANUFACTURER.




ROAD REINSTATEMENT AS PER CITY STD. R10. SIDE WALK AND CURB REINSTATEMENT AS PER CITY STD. SCR. LANDSCAPE REINSTATEMENT TO PRE-DEVELOPMENT LEVEL. TOP LIFT OF ASPHALT TO EXTEND FROM CURBLINE TO CURBLINE AND ACROSS ALL ROAD CUTS REQUIRED FOR THE INSTALLATION OF SERVICES AND UTILITIES.

ISOLATION VALVE BETWEEN THE PROPOSED WATER SERVICES

RELOCATED EXISTING CB AND CB LEAD

12.85m-800mm# CONC STM @0.50% INV. OF PROP STM AT THE MAIN=101.75

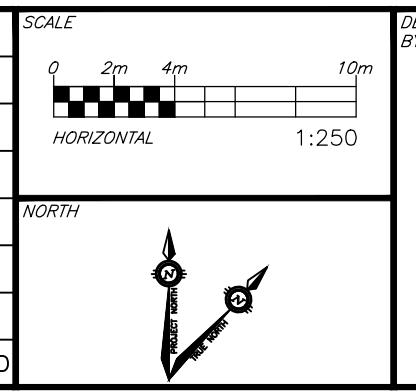
CONTINUE ON DWG# C102



CAUTION
THE POSITION OF ALL POLE LINES, CONDUITS, WATERMANS, SEWERS AND OTHER UNDERGROUND AND OVERGROUND UTILITIES AND STRUCTURES IS NOT NECESSARILY SHOWN ON THE CONTRACT DRAWINGS, AND WHERE SHOWN, THE ACCURACY OF THE POSITION OF SUCH UTILITIES AND STRUCTURES IS NOT GUARANTEED. BEFORE STARTING WORK, DETERMINE THE EXACT LOCATION OF ALL SUCH UTILITIES AND STRUCTURES AND ASSUME ALL LIABILITY FOR DAMAGE TO THEM.

NOT FOR CONSTRUCTION

REV	REVISION DESCRIPTION	DATE	BY	APPD
2	RE-ISSUED FOR SPC	09/12/23	AJ	AA
1	ISSUED FOR SPC	04/06/23	AJ	AA



DESIGNED BY: [Signature]

REVIEWED BY: [Signature]



DOLYN CONSTRUCTION LTD.
1-888 LADY ELLEN PLACE
OTTAWA, ON. K1Z 5L5

exp. SERVICES INC.
1-416-368-1899 | 1-613-225-7330
1000... Ottawa, ON K2B 8K6
Canada
www.exp.com

• BUILDINGS • EARTH & ENVIRONMENT • ENERGY •
• INDUSTRIAL • INFRASTRUCTURE • SUSTAINABILITY •

PROJECT	KONSON WAREHOUSE
DESIGN	AJ, AS
CHECKED	AA
CAD	AJ, AS
PROJECT MANAGER	AA
APPROVED	AA

KONSON WAREHOUSE
1485 UPPER CANADA STREET
OTTAWA, ONTARIO.

SITE SERVICING PLAN-1

PROJECT No. OTT-22023462-AD
SURVEY ADV
DATE 01/10/2023
DRAWING No. C101