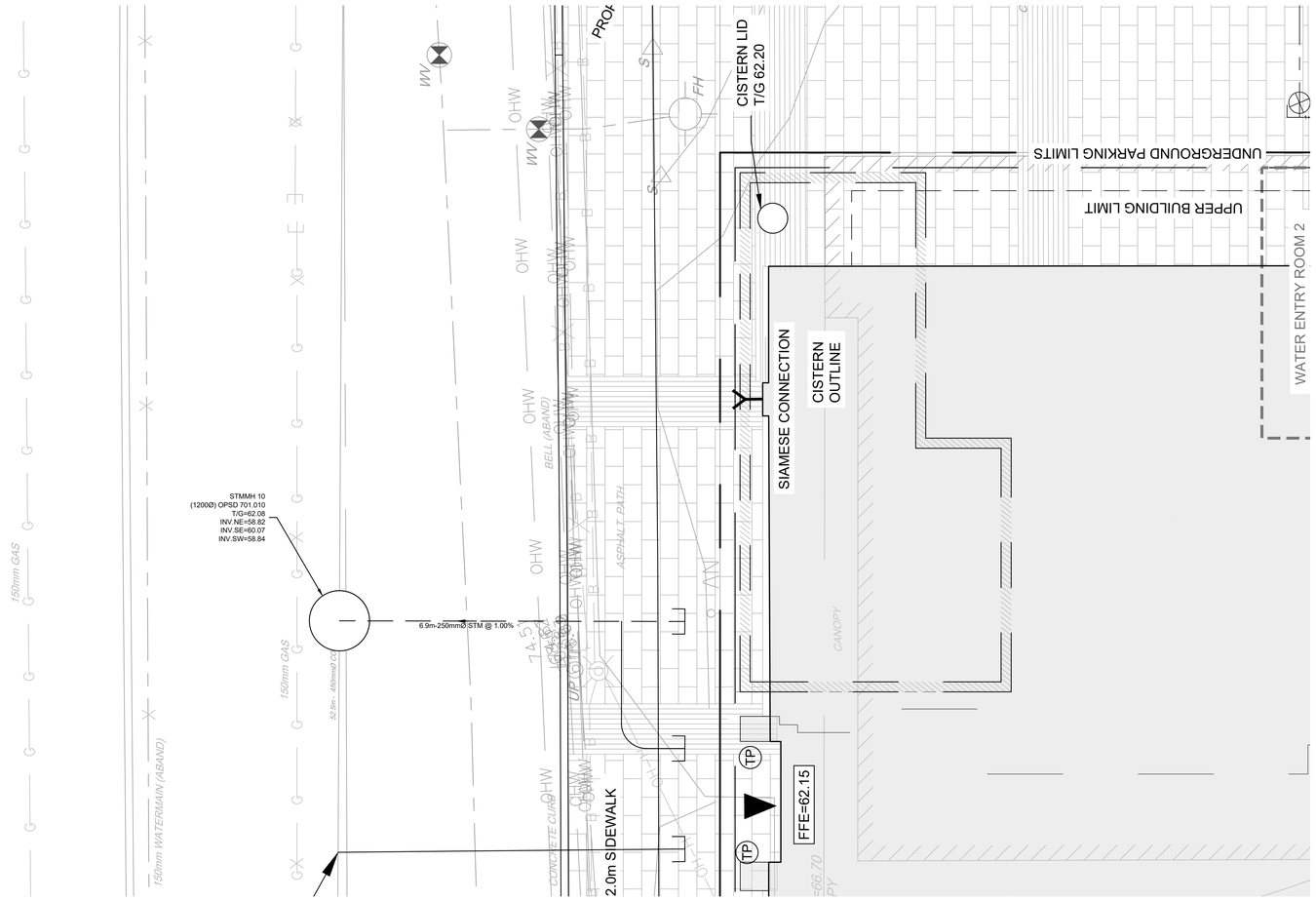

GP CISTERN PLAN

1:50

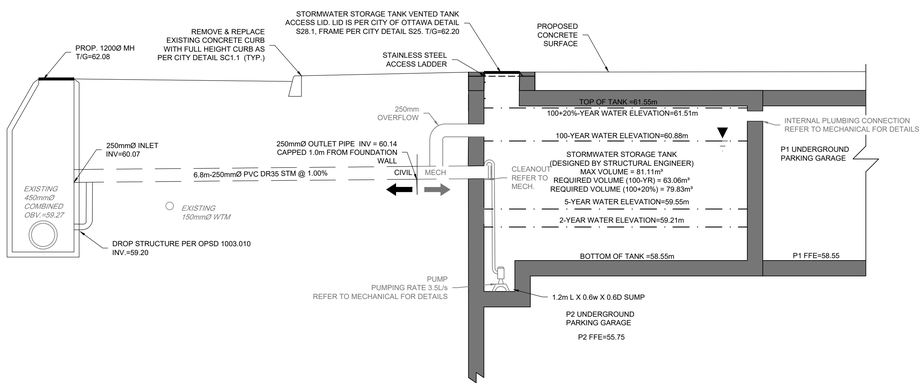

GP CISTERN PROFILE

NTS

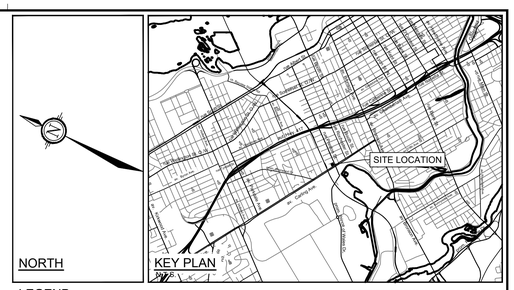

LEGEND

- PROPERTY LINE
- PROPOSED WATERMAIN
- PROPOSED VALVE BOX
- PROPOSED STORM MANHOLE
- PROPOSED AREA DRAIN
- PROPOSED SANITARY SEWER
- UNDERGROUND PARKING LIMITS
- PROPOSED STORM SEWER
- PROPOSED CAP
- PROPOSED TACTILE WALKING SURFACE INDICATOR (TWSI)
- PROPOSED SIAMESE CONNECTION
- PROPOSED BUILDING ENTRANCE
- PROPOSED WATER METER LOCATION
- PROPOSED SAN/STM TEST PORT LOCATION
- PROPOSED THRUST BLOCK PER W25_3
- 50Ø — EXISITING LEGAL ADJACENT LINE
- CP — EXISITING STANDARD IRON BAR / CONTROL POINT
- EXISITING FLOW DIRECTION OF SEWERS
- 225mmØ — EXISITING SANITARY MANHOLE & SEWER
- 150Ø(approx) — EXISITING STORM MANHOLE & SEWER
- CB — EXISITING CATCH BASIN
- EXISITING BUILDING ENVELOPE
- VC — EXISITING WATERMAIN VALV E CHAMBER
- VB — EXISITING WATERMAIN SHUT-OFF VALVE BOX
- 400mmØ WM — EXISITING WATERMAIN
- VB — EXISITING HYDRANT C/W LEAD & SHUT OFF VALVE BOX
- GV — EXISITING GAS VALVE
- EXISITING GAS MAIN
- EXISITING ABANDONED GAS MAIN
- EXISITING BELL CONDUIT
- EXISITING OVER HEAD WIRE
- HP/UP — EXISITING HYDRO/UTILITY POLE
- GW — EXISITING GUY WIRE
- TMH — EXISITING TRAFFIC MANHOLE
- JUL — EXISITING JOINT USE STREET LIGHT
- LS — EXISITING STREET LIGHT
- TSH — EXISITING TRAFFIC HAND HOLE
- EXISITING TRAFFIC SIGN
- DICB — EXISITING DITCH INLET CATCH BASIN
- EX. HYD — EXISITING HYDRANT

NOTE:
THE POSITION OF ALL POLE LINES, CONDUITS, WATERMAINS, SEWERS AND OTHER UNDERGROUND AND OVERGROUND UTILITIES AND STRUCTURES IS NOT NECESSARILY SHOWN ON THE CONTRACT DRAWINGS, AND WHERE SHOWN, THE ACCURACY OF THE POSITION OF SUCH UTILITIES AND STRUCTURES IS NOT GUARANTEED. BEFORE STARTING WORK, DETERMINE THE EXACT LOCATION OF ALL SUCH UTILITIES AND STRUCTURES AND ASSUME ALL LIABILITY FOR DAMAGE TO THEM.

NOT FOR CONSTRUCTION

CLARIDGE HOMES

CLARIDGE HOMES
505 PRESTON STREET,
OTTAWA , ONTARIO
K1S 4N7.

CLARIDGE HOMES

No.	REVISION	DATE	BY
4.	RE-ISSUED FOR ZBA AND SPA	NOV14/25	GJM
3.	RE-ISSUED FOR ZBA AND SPA	DEC13/24	GJM
2.	ISSUED FOR ZBA AND SPA	JAN19/24	GJM
1.	ISSUED FOR ZBA AND SPA	APRIL21/23	GJM

SCALE: AS SHOWN

DESIGN: CJF
CHECKED: GJM
DRAWN: CJF
CHECKED: GJM
APPROVED: GJM

FOR REVIEW ONLY

LICENSED PROFESSIONAL ENGINEER G.J. MacDONALD Nov. 14, 2025 PROVINCE OF ONTARIO

LICENSED PROFESSIONAL ENGINEER C. J. FERGUSON 100561714 November 14th, 2025 PROVINCE OF ONTARIO

NOVATECH
Engineers, Planners & Landscape Architects
Suite 200, 240 Michael Cowpland Drive
Ottawa, Ontario, Canada K2M 1P6
Telephone (613) 254-9643
Facsimile (613) 254-5867
Website www.novatech- eng.com

LOCATION
CITY OF OTTAWA
ICON2 - 829 CARLING AVE.

DRAWING NAME
CISTERN DETAIL PLAN

PROJECT No. 121008
REV REV # 4
DRAWING No. 121008-CIS

D07-12-21-0067

PLANBT,DWG - 1689mm x 841mm

18581

U:\2021\121008\CAD\Design\121008-SP.dwg, GIS, Nov 14, 2025 - 3:18pm, dferguson